

# SMT Mini Wideband Transformer



- 3 dB bandwidth: 0.1 MHz to 3.5 GHz
- 1/4 Watt RF input power
- 250 mA max current rating.

**Core material** Ferrite

**Terminations** RoHS compliant tin-silver-copper over silver-platinum-glass frit. Other terminations available at additional cost.

**Weight** 90 mg max

**Interwinding isolation** 300 V

**Ambient temperature** -40°C to +85°C

**Storage temperature** Component: -40°C to +85°C.

Tape and reel packaging: -40°C to +80°C

**Resistance to soldering heat** Max three 40 second reflows at +260°C, parts cooled to room temperature between cycles

**Moisture Sensitivity Level (MSL)** 1 (unlimited floor life at <30°C / 85% relative humidity)

**Packaging** 750/7" reel; 3000/13" reel; Plastic tape: 12 mm wide, 0.3 mm thick, 8 mm pocket spacing, 2.9 mm pocket depth

**PCB washing** Tested to MIL-STD-202 Method 215 plus an additional aqueous wash. See [Doc787\\_PCB\\_Washing.pdf](#).

Part number <sup>1</sup>	Impedance ratio pri:sec	Bandwidth (MHz)	Insertion loss max (dB)	Pins 1-4		Pins 2-3	
				L min <sup>3</sup> (µH)	DCR max <sup>4</sup> (mOhm)	L min <sup>3</sup> (µH)	DCR max <sup>4</sup> (mOhm)
JA4220-AL_	1:1	0.1 – 3500	0.2	15	120	15	120

1. When ordering, please specify **termination** and **packaging** code:

JA4220-ALC

**Termination:** L = RoHS compliant tin-silver-copper over silver-platinum-glass frit.

Special order: S = non-RoHS tin-lead (63/37).

**Packaging:** C = 7" machine-ready reel. EIA-481 embossed plastic tape (750 parts per full reel). Quantities less than full reel available: in tape (not machine ready) or with leader and trailer (\$25 charge)

D = 13" machine-ready reel. EIA-481 embossed plastic tape. Factory order only, not stocked (3000 parts per full reel).

B = Less than full reel. In an effort to simplify our part numbering system, Coilcraft is eliminating the need for multiple packaging codes. When ordering, simply change the last letter of your part number from B to C.

2. Inductance measured at 1 MHz, 0.1 V, 0 A<sub>dc</sub> on an Agilent/HP 4192 or equivalent.

3. DCR measured on a micro-ohmmeter.

4. Electrical specifications at 25°C. Measurements are referenced to 50 Ohms.

Refer to Doc 362 "Soldering Surface Mount Components" before soldering.



www.coilcraft.com

**US** +1-847-639-6400 sales@coilcraft.com

**UK** +44-1236-730595 sales@coilcraft-europe.com

**Taiwan** +886-2-2264 3646 sales@coilcraft.com.tw

**China** +86-21-6218 8074 sales@coilcraft.com.cn

**Singapore** + 65-6484 8412 sales@coilcraft.com.sg

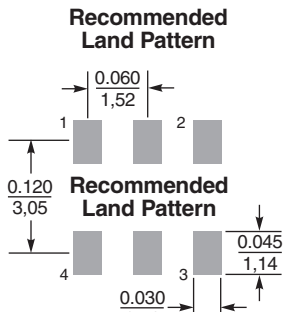
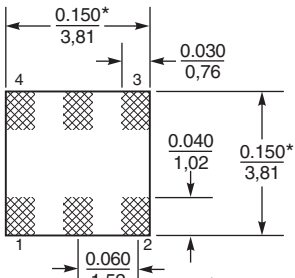
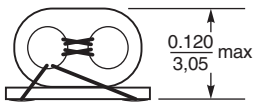
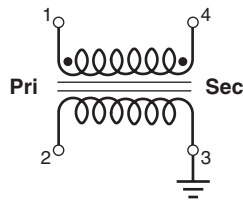
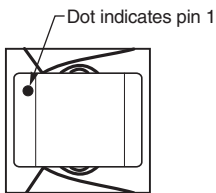
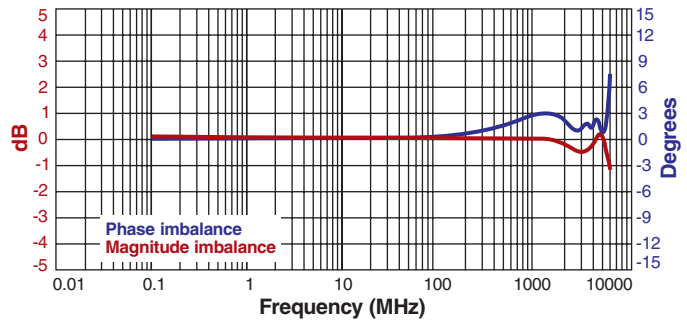
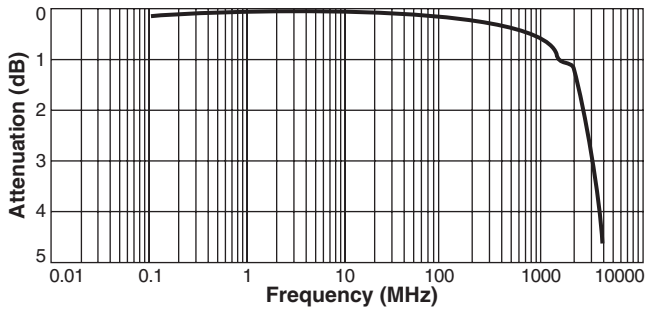
Document 748-1 Revised 12/21/21

© Coilcraft Inc. 2021

This product may not be used in medical or high risk applications without prior Coilcraft approval. Specification subject to change without notice. Please check web site for latest information.



# SMT Mini Wideband Transformer – JA4220-AL



\*Nominal dimensions of the substrate

Dimensions are in  $\frac{\text{inches}}{\text{mm}}$



**US** +1-847-639-6400 sales@coilcraft.com  
**UK** +44-1236-730595 sales@coilcraft-europe.com  
**Taiwan** +886-2-2264 3646 sales@coilcraft.com.tw  
**China** +86-21-6218 8074 sales@coilcraft.com.cn  
**Singapore** + 65-6484 8412 sales@coilcraft.com.sg

Document 748-2 Revised 12/21/21

© Coilcraft Inc. 2021

This product may not be used in medical or high risk applications without prior Coilcraft approval. Specification subject to change without notice. Please check web site for latest information.