


Coilcraft®



MAGNETICS
FOR RF, POWER,
FILTER AND DATA
APPLICATIONS

www.coilcraft.com

OCTOBER, 2023

Contents


RF MAGNETICS	Through-Hole Inductors	45
Chip Inductors	Dual Inductors for Class-D	47
Air Core Inductors	Surface Mount Coupled Inductors	48
Conical and Broadband	Surface Mount Dual Inductors	47
DOCSIS 3.x	COMMON MODE EMI/RFI FILTERS	
RFID Transponder Coils	Data Line EMI Chokes	49
Wideband RF Transformers	High-Speed Data Line EMI Chokes	50
POWER MAGNETICS	Surface Mount Power Line Common Mode EMI Chokes	51
Shielded Molded Power Inductors	Through-Hole Power Line Common Mode EMI Chokes	52
Shielded Ferrite Core Power Inductors	Wirewound Ferrite Beads	54
Shielded Hi-Current Flat-Wire Power Inductors	DESIGNER'S KITS	55
Unshielded Surface Mount Inductors		

Part Number Index

Part Number Index		New Products in Bold	
016008C	3	AGM2222	37
0201AF	3	AGP2923	37
0201CT	4	AGP4233	37
0201DS	3	BxxT	14
0201HL	3	BCL	16
026011C	4	BCR	16
026011F	4	BU	55
0302CS	4	BU9x	55
0402AF	4	Buxx	55
0402CS	6	CD1479	54
0402CT	6	CD1480	54
0402DC	5	CE1755	54
0402DF	6	CE1759	54
0402FL	7	CE2439L	54
0402HL	7	CF2638L	54
0402HP/HPH	6	CF2805	54
0403HQ	7	CF3094	54
0603AF	8	CG3333	54
0603CS	7	CG3528	54
0603CT	8	CG3885	54
0603DC	8	CH4659	54
0603HL	10	CJ5094	54
0603HP	9	CJ5100	52
0603LS	9	CM1394	53
0603USB	53	CM6518	54
0604HQ	10	CMT	56
0805AF	10	CQ7584	52
0805CS	10	CR7856	52
0805HP	10	CR7915	54
0805HQ	10	CV9172	54
0805HT	11	Cx	54
0805LS	11	DFT4532	52
0805PB	58	DFT1760	52
0805RB	58	DO1605T	40
0805USB	53	DO1606T	40
0805USBF	53	DO1607B	43
0805USBN	53	DO1608C	42
0806SQ	14	DO1813H	43
0807SQ	14	DO3308P	42
0906	14	DO3314	40
0908SQ	14	DO3316H	43
1008AF	12	DO3316P	42
1008CS	11	DO3316T	42
1008CT	12	DO3340H	43
1008HQ	12	DO3340P	43
1008HT	12	DO5010H	44
1008LS	12	DO5022P	44
1010VS	15	DO5040H	44
1111SQ	14	DOCIS 3.x	13
1205POC	16	EPL2010	21
1206CS	12	EPL2014	21
1206USB	53	EPL3010	21
1210CAN	52	EPL3012	21
1210POC	16	EPL3015	21
1212VS	15	GA309x	15
132	15	GA3416	47
1508	14	HA403x	13
1512SP	15	HA4158	47
1515SQ	14	JA4575	47
1606	14	LPD3015	48
1812CAN	52	LPD5010	48
1812CS	13	LPD3015	48
1812FS	13	LPD4012	48
1812LS	13	LPD5030V	49
1812SMS	14	LPD6235	49
1812WBT	19	LPD8045	51
2014VS	15	LPS3008/LPZ	28
2208NF	17	LPS3010/LPZ	28
2222SQ	14	LPS3015/LPZ	29
2508	14	LPS3030	29
2712SP	15	LPS3314/LPZ	29
2929SQ	14	LPS4010	29
4308RV	17	LPS4012/LPZ	29
4310LC	16	LPS4018/LPZ	30
4312RV	17	LPS4040	30
4513TC	17	LPS4414/LPZ	30
5315TC	17	LPS5010/LPZ	30
AxxT	14	LPS5015/LPZ	30
		LPS5030	31
		LPS5050	31
		LPS6225	31
		LPS6235	31
		LPS8045B	31
		M2022	52
		ME3215	41
		ME3220	41
		MLC12xx	38
		MLC15xx	38
		MLC1770	38
		MLC75xx	38
		MSC1278	51
		MSD1038V	50
		MSD1048H	50
		MSD1278H	50
		MSD1260H	50
		MSD1583	51
		MSD1514	51
		MSD7342	50
		MSS1038	33
		MSS1048	33
		MSS1210H	34
		MSS1246H	33
		MSS1260H	34
		MSS1278H	34
		MSS1583	34
		MSS1812T	33
		MSS5121	32
		MSS5131H	32
		MSS6122	32
		MSS6132	32
		MSS7331	32
		MSS7341	33
		MSS7348	33
		PA669x	13
		PDLF	52
		PDMC	54
		PDF3215	48
		PFD2015	48
		PFL1005	20
		PFL1609	20
		PFL2010	20
		PFL2015	20
		PFL2510	20
		PFL2512	20
		PFL3215	20
		PFL4514	20
		PFL4517	20
		PTRF	52
		PWB	18
		RA6870	53
		RA7231	47
		RFB0807	45
		RFB0810	45
		RFB1010	45
		RFC0807B	45
		RFC0807BV	45
		RFC0810B	46
		RFC1010B	46
		RFS1113	47
		RFS1317	46
		RFS1412	47
		SBU9	51
		SD43	41
		SD54	41
		SER14xx	35
		SER80xx	35
		SER1052	35
		SER1360	35
		SER1390	35
		SER1512	35
		SER1590	36
		SER2000	36
		SER2211	36
		SER2900	36
		SLC1049	39
		SLC1175	39
		SLC1480	39
		SLC7530	38
		SLC7649	38
		SLR4040	38
		SLR1050	39
		SLR1065	39
		SLR1070	39
		SLR1075	39
		SLR1190	39
		SLR7010	39
		SWB	19
		TA78xx	13
		UA801x	47
		UWB	18
		VER2923	37
		WA309x	15
		WB	19
		WBC	18
		WBT	19
		XAL1030	27
		XAL1350	27
		XAL1510	28
		XAL1513	28
		XAL1580	28
		XAL7070	27
		XAL8080	27
		XAR7030	28
		XEL3515	22
		XEL3520	22
		XEL3530	22
		XEL401x	22
		XEL4020	23
		XEL4030	23
		XEL5020	23
		XEL5030	23
		XEL5050	23
		XEL6030	23
		XEL6060	23
		XFL501x	22
		XFL2005	21
		XFL2006	21
		XFL2010	21
		XFL3010	22
		XFL3012	22
		XFL4012	22
		XFL4015	22
		XFL4020	22
		XFL4030	22
		XFL501x	22
		XFL5030	22
		XFL6012	22
		XFL7015	22
		XGL1010	27
		XGL1060	26
		XGL1313	27
		XGL1712	27
		XGL3014	24
		XGL3512	24
		XGL3515	24
		XGL3520	24
		XGL3530	24
		XGL4012	24
		XGL4015	24
		XGL4018	24
		XGL4020	25
		XGL4025	25
		XGL4030	25
		XGL4040	25
		XGL5020	25
		XGL5030	26
		XGL5050	26
		XGL6020	26
		XGL6030	26
		XGL6060	26
		YA9245	47
		ZA9336	47


Featured Products

XGL FAMILY ULTRA-LOW LOSS POWER INDUCTORS 24




- The industry's lowest DCR and ultra-low AC losses across a wide frequency range
- Available in a variety of sizes with inductance values from 42 nH to 56 µH
- Current ratings up to 117 A with soft saturation characteristics

O201CT SERIES LOW-PROFILE CERAMIC CHIP INDUCTORS 4



- Measures just 0.58 x 0.46 x 0.35 mm
- Excellent Q compared to non-wirewound alternatives
- Very high SRF - as high as 35.2 GHz
- Ideal for high-frequency applications, such as cell phones, wearable devices, and LTE/5G IoT networks

LPS4010 SERIES LOW-PROFILE POWER INDUCTORS 29



- Current ratings up to 4.5 A with very low DCR
- 24 inductance values from 0.38 to 220 µH
- 4.0 x 4.0 mm footprint and only 1.0 mm tall!
- Magnetic shielding allows high-density mounting

MAGPro™ Design Tools



Coilcraft's **MAGPro** suite of online inductor analysis tools are designed to enable inductor selection and circuit optimization based on sound engineering principles and measured data.

Reduce your design cycle time with confidence at ...
www.coilcraft.com/tools

AEC-Q200 qualified products are identified throughout the catalog with icons.



For additional information, please contact us for our **Magnetics for automotive electronics** brochure.





Chip Inductors

S-parameters & SPICE models ON OUR WEB SITE

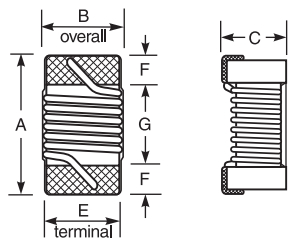
Coilcraft chip inductors cover the range from 0.45 nH to 1,000 µH. All except the AF, DF, LS, O26011F and O402FL Series are wound on ceramic bodies and offer exceptionally high SRFs, high Q and tight tolerances. Many parts are available with inductance tolerances as low as 1% at only a small premium. Coilcraft offers Designer's Kits that contain samples for prototyping. See page 55 or order on-line at www.coilcraft.com/en-us/kits/.

016008C **NEW!**

Part number	Inductance (nH)	Percent tolerance	Q typ		SRF typ (GHz)	DCR max (mOhms)	Irms (mA)
			900 MHz	1.7 GHz			
016008C-N45XKRW	0.45 @ 250 MHz	10	37	48	36.0	60	550
016008C-N50XKRW	0.5 @ 250 MHz	10	30	40	36.0	75	445
016008C-1N1XKRW	11 @ 250 MHz	10	38	50	21.0	95	415
016008C-1N2XKRW	12 @ 250 MHz	10	34	45	21.3	130	335
016008C-1N3XKRW	1.3 @ 250 MHz	10	27	37	21.0	200	270
016008C-2N0XJRW	2.0 @ 250 MHz	5	34	45	15.2	125	345
016008C-2N2XJRW	2.2 @ 250 MHz	5	33	45	14.8	180	275
016008C-2N3XJRW	2.3 @ 250 MHz	5	25	36	14.8	160	340
016008C-2N4XJRW	2.4 @ 250 MHz	5	27	36	14.2	260	225
016008C-2N5XJRW	2.5 @ 250 MHz	5	25	35	13.6	205	305
016008C-3N3XJRW	3.3 @ 250 MHz	5	34	45	12.2	150	305
016008C-3N6XJRW	3.6 @ 250 MHz	5	31	42	12.0	230	245
016008C-3N8XJRW	3.8 @ 250 MHz	5	27	36	11.4	345	195
016008C-3N9XJRW	3.9 @ 250 MHz	5	27	37	11.3	230	275
016008C-4N3XJRW	4.3 @ 250 MHz	5	32	42	10.8	190	265
016008C-4N7XJRW	4.7 @ 250 MHz	5	34	47	11.0	275	220
016008C-5N1XJRW	5.1 @ 250 MHz	5	31	42	10.0	325	200
016008C-5N3XJRW	5.3 @ 250 MHz	5	29	40	9.7	430	175
016008C-5N6XJRW	5.6 @ 250 MHz	5	28	39	9.8	275	220
016008C-5N8XJRW	5.8 @ 250 MHz	5	35	48	9.8	315	220
016008C-6N0XJRW	6.0 @ 250 MHz	5	31	42	9.8	340	200
016008C-6N2XJRW	6.2 @ 250 MHz	5	33	44	9.7	385	185
016008C-6N8XJRW	6.8 @ 250 MHz	5	31	42	9.0	310	200
016008C-6N9XJRW	6.9 @ 250 MHz	5	30	40	8.8	510	160
016008C-7N5XJRW	7.5 @ 250 MHz	5	28	37	8.2	320	260
016008C-7N8XJRW	7.8 @ 250 MHz	5	31	42	8.4	380	180
016008C-8N2XJRW	8.2 @ 250 MHz	5	30	40	8.1	445	170
016008C-8N8XJRW	8.8 @ 250 MHz	5	30	39	7.8	600	145
016008C-9N5XJRW	9.5 @ 250 MHz	5	28	37	7.6	575	180
016008C-10N1XJRW	10 @ 250 MHz	5	31	40	7.4	520	155
016008C-12N1XJRW	12 @ 250 MHz	5	27	37	6.5	640	170
016008C-13N1XJRW	13 @ 250 MHz	5	30	38	6.5	730	130
016008C-15N1XJRW	15 @ 250 MHz	5	27	35	6.2	820	120
016008C-18N1XJRW	18 @ 250 MHz	5	27	37	5.5	1020	120
016008C-20N1XJRW	20 @ 250 MHz	5	28	35	5.3	1300	110
016008C-24N1XJRW	24 @ 250 MHz	5	28	33	4.8	1550	100

0201HL

Part number	Inductance ±5% (nH)	SRF typ (GHz)	DCR max (Ohms)	Irms (mA)	1.7 GHz	
					L typ	Q typ
0201HL-22NXJRW	22 @ 250 MHz	4.35	0.75	140	22.7	52
0201HL-24NXJRW	24 @ 250 MHz	4.35	0.93	130	24.9	53
0201HL-27NXJRW	27 @ 250 MHz	3.95	1.03	125	28.2	47
0201HL-33NXJRW	33 @ 250 MHz	3.70	1.14	120	35.4	45
0201HL-39NXJRW	39 @ 250 MHz	3.45	1.55	100	42.7	43
0201HL-47NXJRW	47 @ 250 MHz	3.25	1.70	95	52.8	43
0201HL-51NXJRW	51 @ 250 MHz	3.45	1.85	90	58.3	44



Dimensions (inches mm)

Series	A max	B max	C max	E	F	G
016008C	0.0185 0,47	0.0110 0,28	0.0138 0,35	0.0080 0,20	0.0035 0,09	0.0115 0,29
0201AF	0.023 0,58	0.014 0,36	0.018 0,46	0.014 0,36	0.004 0,10	0.015 0,38
0201DS	0.023 0,58	0.018 0,46	0.0177 0,45	0.015 0,38	0.004 0,10	0.015 0,38
0201HL	0.023 0,58	0.018 0,46	0.018 0,46	0.015 0,38	0.004 0,10	0.005 0,46

Which chip inductor family should you use?

	Ceramic (SUFFIX, BODY SIZE)				Ferrite (SUFFIX, BODY SIZE)				
Highest Q	DC 0402-0603	HP 0402-0805	HQ 0403-1008	CS 0402-1812	LS 0603-1812				
Lowest DCR	DC 0402-0603	HP 0402-0805	DS 0201		DF 0402	AF 0201-1008	LS 0603-1812	PB 0805	RB 0805
Highest I	HP 0402-0805				DF 0402	AF 0201-1008	LS 0603-1812		
Highest L	HL 0402-0603				DF 0402	LS 0603-1812			
Lowest Profile	CT 0402-1008				FL 0402				

0201AF Ferrite

Part number	Inductance ±5% (nH)	Impedance typ (Ohms)		SRF typ (MHz)	DCR max (Ohms)	Irms (mA)
		900 MHz	1.7 GHz			
0201AF-330XKRW	33 @ 7.9 MHz	170	345	3400	0.150	340
0201AF-510XKRW	51 @ 7.9 MHz	255	480	2900	0.300	280
0201AF-680XKRW	68 @ 7.9 MHz	350	750	2600	0.330	220
0201AF-910XKRW	91 @ 7.9 MHz	425	830	2350	0.370	200
0201AF-111XKRW	110 @ 7.9 MHz	625	1560	2100	0.480	170
0201AF-141XKRW	140 @ 7.9 MHz	680	1380	2000	0.650	160
0201AF-171XKRW	170 @ 7.9 MHz	890	1910	1850	0.860	140
0201AF-201XKRW	200 @ 7.9 MHz	1130	2620	1700	1.250	110

0201DS

Part number	Inductance ±5% (nH)	Percent tolerance*	SRF typ (GHz)	DCR max (Ohms)	Irms (mA)	1.7 GHz	
						L typ	Q typ
0201DS-0N5XKEW	0.5 @ 250 MHz	10	23.5	0.020	1250	0.49	43
0201DS-0N6XKEW	0.6 @ 250 MHz	10	24.5	0.030	1000	0.58	51
0201DS-1N2XJEW	1.2 @ 250 MHz	5	17.9	0.042	870	1.16	60
0201DS-1N3XJEW	1.3 @ 250 MHz	5	17.6	0.048	820	1.24	57
0201DS-1N4XJEW	1.4 @ 250 MHz	5	17.0	0.080	630	1.34	37
0201DS-1N5XJEW	1.5 @ 250 MHz	5	17.0	0.090	600	1.47	40
0201DS-2N2XJEW	2.2 @ 250 MHz	5	16.7	0.070	700	2.23	32
0201DS-2N3XJEW	2.3 @ 250 MHz	5	16.5	0.070	670	2.28	64
0201DS-2N4XJEW	2.4 @ 250 MHz	5	13.0	0.082	620	2.36	53
0201DS-2N5XJEW	2.5 @ 250 MHz	5	12.5	0.165	440	2.49	44
0201DS-3N3XJEW	3.3 @ 250 MHz	5	12.8	0.080	630	3.32	62
0201DS-3N4XJEW	3.4 @ 250 MHz	5.3	12.7	0.080	630	3.42	62
0201DS-3N5XJEW	3.5 @ 250 MHz	5.3	12.4	0.080	630	3.45	64
0201DS-3N6XJEW	3.6 @ 250 MHz	5.3	12.5	0.105	550	3.57	61
0201DS-3N7XJEW	3.7 @ 250 MHz	5.3	10.6	0.105	550	3.66	58
0201DS-3N8XJEW	3.8 @ 250 MHz	5.3	10.2	0.180	420	3.81	60
0201DS-3N9XJEW	3.9 @ 250 MHz	5.3	11.2	0.240	360	3.89	50
0201DS-4N8XJEW	4.8 @ 250 MHz	5.3	11.0	0.096	570	4.83	50
0201DS-4N9XJEW	4.9 @ 250 MHz	5.3	11.7	0.130	510	4.71	52
0201DS-5N0XJEW	5.0 @ 250 MHz	5.3	11.5	0.130	510	4.90	54
0201DS-5N1XJEW	5.1 @ 250 MHz	5.3	11.1	0.130	510	4.96	54
0201DS-5N2XJEW	5.2 @ 250 MHz	5.3	10.0	0.170	430	5.21	55
0201DS-5N3XJEW	5.3 @ 250 MHz	5.3	10.6	0.130	510	5.15	57
0201DS-5N4XJEW	5.4 @ 250 MHz	5.3	10.2	0.130	510	5.31	56
0201DS-5N5XJEW	5.5 @ 250 MHz	5.3	9.5	0.285	330	5.49	50
0201DS-6N7XJEW	6.7 @ 250 MHz	5.3	6.8	0.150	460	6.72	59
0201DS-6N8XJEW	6.8 @ 250 MHz	5.3	9.5	0.150	460	6.52	52
0201DS-6N9XJEW	6.9 @ 250 MHz	5.3	9.3	0.150	460	6.73	54
0201DS-7N0XJEW	7.0 @ 250 MHz	5.3	6.7	0.210	390	6.97	60
0201DS-7N1XJEW	7.1 @ 250 MHz	5.3	9.5	0.250	390	6.90	54
0201DS-7N2XJEW	7.2 @ 250 MHz	5.3	9.4	0.250	390	6.97	55
0201DS-7N3XJEW	7.3 @ 250 MHz	5.3	9.3	0.250	390	7.04	56
0201DS-7N4XJEW	7.4 @ 250 MHz	5.3	9.1	0.250	390	7.30	61
0201DS-7N5XJEW	7.5 @ 250 MHz	5.3	6.8	0.340	300	7.46	50
0201DS-7N6XJEW	7.6 @ 250 MHz	5.3	9.3	0.300	340	7.31	59
0201DS-7N7XJEW	7.7 @ 250 MHz	5.3	9.2	0.300	340	7.37	60
0201DS-7N8XJEW	7.8 @ 250 MHz	5.3	9.2	0.300	340	7.49	58
0201DS-7N9XJEW	7.9 @ 250 MHz	5.3	9.1	0.300	340	7.56	58
0201DS-8N0XJEW	8.0 @ 250 MHz	5.3	9.2	0.300	340	7.68	53
0201DS-8N1XJEW	8.1 @ 250 MHz	5.3	9.1	0.300	340	7.75	59
0201DS-8N2XJEW	8.2 @ 250 MHz	5.3	6.4	0.270	340	8.22	53
0201DS-8N3XJEW	8.3 @ 250 MHz	5.3	8.9	0.300	340	7.95	57
0201DS-8N4XJEW	8.4 @ 250 MHz	5.3	8.9	0.350	300	8.04	55
0201DS-8N5XJEW	8.5 @ 250 MHz	5.3	8.9	0.350	300	8.13	55
0201DS-8N7XJEW	8.7 @ 250 MHz	5.3	6.3	0.350	300	8.74	59
0201DS-9N0XJEW	9.0 @ 250 MHz	5.3	6.4	0.350	300	9.04	63
0201DS-9N4XJEW	9.4 @ 250 MHz	5.3	6.4	0.400	280	9.39	51
0201DS-9N6XJEW	9.6 @ 250 MHz	5.3	6.2	0.400	280	9.64	53
0201DS-11N1XJEW	11.0 @ 250 MHz	5.3	5.7	0.400	280	11.15	62
0201DS-12N1XJEW	12.0 @ 250 MHz	5.3	5.6	0.360	300	12.20	56
0201DS-13N1XJEW	13.0 @ 250 MHz	5.3	6.7	0.440	270	13.22	52
0201DS-14N1XJEW	14.0 @ 250 MHz	5.3	5.1	0.440	270	14.37	51

* Bold numbers indicate tolerances carried in stock. When ordering, please replace underscore in part number with the proper tolerance code: J = 5%, K = 10%, (e.g. 0201DS-14NXJEW for a 5% tolerance part)



0201CT

NEW!

Part number	Inductance (nH)	Percent tolerance	Q typ		SRF typ (GHz)	DCR max (mOhms)	Irms (mA)
			900 MHz	1.7 GHz			
0201CT-0N6XKRW	0.6	10	28	41	35.2	60	700
0201CT-1N5XKRW	1.5	10	27	40	20.3	130	460
0201CT-2N4XKRW	2.4	10	34	53	15.8	130	470
0201CT-4N7XKRW	4.7	10	34	52	9.60	210	360
0201CT-5N1XKRW	5.1	10	30	42	9.15	330	290
0201CT-5N6XKRW	5.6	10	35	48	9.75	210	360
0201CT-6N2XKRW	6.2	10	35	48	8.65	210	360
0201CT-6N8XKRW	6.8	10	32	43	7.95	270	340
0201CT-7N5XKRW	7.5	10	30	41	7.85	500	290
0201CT-8N2XKRW	8.2	10	35	48	7.70	260	330
0201CT-9N1XKRW	9.1	10	33	45	6.80	395	270
0201CT-11NXXRW	11	10	34	46	6.80	480	250
0201CT-12NXXRW	12	10	33	43	6.15	460	250
0201CT-22NXXRW	22	10	30	35	4.50	925	170

026011C

Part number	Inductance ±5% (nH)	SRF typ (GHz)	DCR max (Ohms)	Irms (mA)	1.7 GHz	
					L typ	Q typ
026011C-N75XJRY	0.75 @ 250 MHz	3.40	0.060	850	0.73	54
026011C-1N7XJRY	1.7 @ 250 MHz	3.40	0.060	850	1.67	60
026011C-3N0XJRY	3.0 @ 250 MHz	1.37	0.083	610	2.95	66
026011C-4N7XJRY	4.7 @ 250 MHz	1.16	0.110	520	4.63	69
026011C-5N1XJRY	5.1 @ 250 MHz	1.03	0.005	540	10.3	120
026011C-5N6XJRY	5.6 @ 250 MHz	9.60	0.130	470	5.57	65
026011C-6N2XJRY	6.2 @ 250 MHz	9.90	0.130	470	6.14	66
026011C-6N8XJRY	6.8 @ 250 MHz	8.70	0.135	460	6.77	68
026011C-7N5XJRY	7.5 @ 250 MHz	8.55	0.155	430	7.48	66
026011C-8N2XJRY	8.2 @ 250 MHz	7.75	0.240	360	8.18	67
026011C-9N0XJRY	9 @ 250 MHz	8.00	0.155	440	8.97	68
026011C-10NXXJRY	10 @ 250 MHz	7.50	0.190	390	10.0	67
026011C-11NXXJRY	11 @ 250 MHz	6.60	0.280	320	11.1	61
026011C-12NXXJRY	12 @ 250 MHz	6.25	0.370	260	11.2	58
026011C-15NXXJRY	15 @ 250 MHz	5.15	0.415	260	15.4	57
026011C-16NXXJRY	16 @ 250 MHz	5.45	0.315	300	16.5	58
026011C-18NXXJRY	18 @ 250 MHz	4.75	0.460	250	18.7	58
026011C-20NXXJRY	20 @ 250 MHz	5.10	0.420	260	20.7	57
026011C-22NXXJRY	22 @ 250 MHz	4.67	0.540	240	22.8	59
026011C-24NXXJRY	24 @ 250 MHz	4.50	0.460	250	24.9	64
026011C-27NXXJRY	27 @ 250 MHz	4.30	0.505	240	27.9	64
026011C-30NXXJRY	30 @ 250 MHz	4.35	0.800	190	31.7	56
026011C-33NXXJRY	33 @ 250 MHz	4.00	0.710	200	35.7	52
026011C-36NXXJRY	36 @ 250 MHz	3.89	1.08	160	39.0	51
026011C-39NXXJRY	39 @ 250 MHz	3.75	1.00	175	42.0	51
026011C-43NXXJRY	43 @ 250 MHz	3.55	1.00	170	47.4	48
026011C-56NXXJRY	56 @ 250 MHz	3.20	1.46	140	60.6	63
026011C-68NXXJRY	68 @ 250 MHz	2.85	1.92	120	81.5	42
026011C-75NXXJRY	75 @ 250 MHz	2.75	2.60	100	-	-

026011F Ferrite

Part number	Inductance ±5% (nH)	Impedance typ (Ohms)		SRF typ (MHz)	DCR max (Ohms)	Irms (mA)
		900 MHz	1.7 GHz			
026011F-270XJRY	27 @ 7.9 MHz	135	260	3900	0.125	480
026011F-720XJRY	72 @ 7.9 MHz	380	750	2600	0.460	210
026011F-101XJRY	100 @ 7.9 MHz	470	900	2300	0.570	200
026011F-151XJRY	150 @ 7.9 MHz	850	1900	1800	0.680	190
026011F-271XJRY	270 @ 7.9 MHz	1500	4700	1600	1.30	130
026011F-431XJRY	430 @ 7.9 MHz	2700	8600	1100	2.10	100
026011F-561XJRY	560 @ 7.9 MHz	4500	7500	1000	3.10	90

0302CS

Part number	Inductance (nH)	Percent tolerance*	SRF typ (GHz)	DCR max (Ohms)	Irms (mA)	1.7 GHz	
						L typ	Q typ
0302CS-N67XKRW	0.67	10	>26	0.021	1600	0.66	56
0302CS-1N7XJRW	1.7	5	16.14	0.038	1140	1.7	78
0302CS-1N9XJRW	1.9	5	16.06	0.065	910	1.9	65
0302CS-2N1XJRW	2.1	5	15.94	0.082	830	2.1	57
0302CS-3N0XJRW	3.0	5	15.10	0.060	950	3.0	92
0302CS-3N3XJRW	3.3	5	11.50	0.060	950	3.3	88
0302CS-3N5XJRW	3.5	5	11.53	0.070	870	3.5	84
0302CS-3N8XJRW	3.8	5	10.67	0.090	830	3.8	89
0302CS-4N0XJRW	4.0	5	11.21	0.100	760	4.0	80
0302CS-4N7XJRW	4.7	5	12.07	0.074	830	4.6	88
0302CS-5N1XJRW	5.1	5	9.65	0.074	830	5.1	92
0302CS-5N6XJRW	5.6	5	6.40	0.120	730	5.5	71
0302CS-6N0XJRW	6.0	5	8.60	0.140	700	6.0	82
0302CS-6N3XJRW	6.3	5	9.34	0.155	620	6.3	80
0302CS-6N5XJRW	6.5	5	8.19	0.200	620	6.5	80
0302CS-7N0XJRW	7.0	5	8.50	0.103	760	7.1	84
0302CS-7N2XJRW	7.2	5	9.12	0.112	690	7.2	82
0302CS-7N4XJRW	7.4	5	7.98	0.112	690	7.4	82
0302CS-8N3XJRW	8.3	5	8.19	0.150	590	8.3	80
0302CS-8N2XJRW	9.2	5	7.92	0.115	690	9.0	83
0302CS-10NXXJRW	10.0	5	7.45	0.140	620	10.1	91
0302CS-11NXXJRW	11.0	5	6.85	0.210	590	11.2	83
0302CS-12NXXJRW	12.0	5	6.86	0.170	560	12.6	88
0302CS-13NXXJRW	13.0	5	6.94	0.230	480	13.3	83
0302CS-15NXXJRW	15.0	5	6.20	0.174	560	15.4	84
0302CS-16NXXJRW	16.0	5	6.13	0.210	480	16.4	85
0302CS-17NXXJRW	17.0	5	6.26	0.280	440	17.4	82
0302CS-18NXXJRW	18.0	5	6.03	0.350	390	18.5	80
0302CS-19NXXJRW	19.0	5	5.79	0.260	480	19.6	85
0302CS-20NXXJRW	20.0	5	5.68	0.300	430	20.2	88
0302CS-21NXXJRW	21.0	5	5.16	0.37	370	22.0	82
0302CS-22NXXJRW	22.0	5	4.95	0.42	340	23.1	79
0302CS-23NXXJRW	23.5	5	5.18	0.40	430	24.6	84
0302CS-29NXXJRW	29.0	5	4.83	0.47	330	30.5	75
0302CS-34NXXJRW	34.0	5	4.45	0.53	310	35.5	78
0302CS-36NXXJRW	36.0	5	3.70	0.60	300	45	40
0302CS-39NXXJRW	39.0	5	3.55	0.76	300	50	42
0302CS-43NXXJRW	43.0	5	3.42	0.82	280	56	43
0302CS-51NXXJRW	51.0	5	3.25	0.97	270	69	41
0302CS-56NXXJRW	56.0	5	3.00	1.24	250	80	31
0302CS-62NXXJRW	62.0	5	2.87	1.28	240	92	36
0302CS-75NXXJRW	75.0	5	2.63	2.10	180	124	25
0302CS-82NXXJRW	82.0	5	2.50	2.20	170	150	29
0302CS-91NXXJRW	91.0	5	2.42	3.10	150	168	22
0302CS-101XJRW	100.0	5	2.30	3.26	140	214	25

0402AF Ferrite

Part number	Inductance (nH)	Percent Tolerance*	Impedance typ (Ohms)		SRF typ (MHz)	DCR max (Ohms)	Irms (mA)
			900 MHz	1.7 GHz			
0402AF-200XJLW	20	5	83	118	2600	0.050	1600
0402AF-220XJLW	22	5,3,2	96	146	2500	0.065	1300
0402AF-330XJLW	33	5	142	207	2300	0.060	1400
0402AF-360XJLW	36	5,3,2	157	249	2300	0.075	1300
0402AF-390XJLW	39	5,3,2	173	263	2200	0.115	830
0402AF-510XJLW	51	5,3,2	218	330	1930	0.070	1100
0402AF-560XJLW	56	5	239	360	1900	0.095	1000
0402AF-720XJLW	72	5	311	453	1650	0.100	1000
0402AF-780XJLW	78	5,3,2	344	522	1600	0.130	970
0402AF-101XJLW	100	5,3,2	513	850	1400	0.160	900
0402AF-141XJLW	140	5,3,2	629	949	1220	0.260	630
0402AF-181XJLW	180	5,3,2	832	1270	1150	0.280	560
0402AF-201XJLW	200	5	1110	1890	1000	0.440	400
0402AF-221XJLW	220	5,3,2	1050	1560	1150	0.530	380
0402AF-251XJLW	250	5	1230	1940	900	0.360	520
0402AF-271XJLW	270	5,3,2	1320	1960	860	0.550	360
0402AF-301XJLW	300	5,3,2	1550	2230	860	0.410	420
0402AF-331XJLW	330	5	1850	2880	820	0.560	350
0402AF-361XJLW	360	5	1920	2640	810	0.575	360
0402AF-391XJLW	390	5	2350	2970	760	0.750	300
0402AF-421XJLW	420	5	2270	2800	700	0.700	340
0402AF-471XJLW	470	5,3,2	2680	3010	650	0.730	310
0402AF-561XJLW	560	5,3,2	3620	3110	600	0.920	200



0402DC



Part number	Inductance (nH)	Percent tolerance*	SRF typ (GHz)	DCR max (mOhms)	Irms (mA)	1.7 GHz Q typ
0402DC-N80X_RW	0.8 @ 250 MHz	5	28.8	25	2800	62
0402DC-N90X_RW	0.9 @ 250 MHz	5	27.0	30	2300	65
0402DC-1N0X_RW	1 @ 250 MHz	5	26.2	45	1700	66
0402DC-1N2X_RW	1.2 @ 250 MHz	5	25.2	125	980	40
0402DC-1N7X_RW	1.7 @ 250 MHz	5	18.0	35	2100	82
0402DC-1N8X_RW	1.8 @ 250 MHz	5	17.0	35	2100	81
0402DC-1N9X_RW	1.9 @ 250 MHz	5.3	16.8	35	2000	103
0402DC-2N0X_RW	2 @ 250 MHz	5.3	15.6	35	2000	93
0402DC-2N1X_RW	2.1 @ 250 MHz	5.3	15.8	48	1700	72
0402DC-2N2X_RW	2.2 @ 250 MHz	5.3	16.0	90	1200	65
0402DC-2N3X_RW	2.3 @ 250 MHz	5.3	15.8	110	1000	64
0402DC-2N4X_RW	2.4 @ 250 MHz	5.3	16.1	170	850	60
0402DC-2N5X_RW	2.5 @ 250 MHz	5.3	16.0	210	750	45
0402DC-2N8X_RW	2.8 @ 250 MHz	5.3	16.8	37	2100	86
0402DC-2N9X_RW	2.9 @ 250 MHz	5.3	16.29	37	2100	89
0402DC-3N0X_RW	3.0 @ 250 MHz	5.3,2	15.78	37	2100	92
0402DC-3N1X_RW	3.1 @ 250 MHz	5.3,2	15.26	37	2100	100
0402DC-3N2X_RW	3.2 @ 250 MHz	5.3,2	14.75	37	2100	108
0402DC-3N3X_RW	3.3 @ 250 MHz	5.3,2	14.24	37	2100	116
0402DC-3N4X_RW	3.4 @ 250 MHz	5.3,2	13.73	46	2050	108
0402DC-3N5X_RW	3.5 @ 250 MHz	5.3,2	13.71	46	2050	110
0402DC-3N6X_RW	3.6 @ 250 MHz	5.3,2	13.45	46	2050	112
0402DC-3N7X_RW	3.7 @ 250 MHz	5.3,2	13.18	46	2050	112
0402DC-3N8X_RW	3.8 @ 250 MHz	5.3,2	12.92	46	2050	113
0402DC-3N9X_RW	3.9 @ 250 MHz	5.3,2	12.65	46	2050	114
0402DC-4N0X_RW	4.0 @ 250 MHz	5.3,2	12.39	46	2050	114
0402DC-4N1X_RW	4.1 @ 250 MHz	5.3,2	12.13	46	2050	115
0402DC-4N2X_RW	4.2 @ 250 MHz	5.3,2	11.87	46	2050	116
0402DC-4N3X_RW	4.3 @ 250 MHz	5.3,2	13.8	48	1850	100
0402DC-4N4X_RW	4.4 @ 250 MHz	5.3,2	13.55	48	1850	102
0402DC-4N5X_RW	4.5 @ 250 MHz	5.3,2	13.28	48	1850	104
0402DC-4N6X_RW	4.6 @ 250 MHz	5.3,2	13.0	48	1850	106
0402DC-4N7X_RW	4.7 @ 250 MHz	5.3,2	12.7	48	1850	108
0402DC-4N8X_RW	4.8 @ 250 MHz	5.3,2	12.45	48	1850	109
0402DC-4N9X_RW	4.9 @ 250 MHz	5.3,2	12.3	48	1850	110
0402DC-5N0X_RW	5 @ 250 MHz	5.3,2	12.15	48	1850	111
0402DC-5N1X_RW	5.1 @ 250 MHz	5.3,2	12.0	48	1850	111
0402DC-5N2X_RW	5.2 @ 250 MHz	5.3,2	11.9	48	1850	112
0402DC-5N3X_RW	5.3 @ 250 MHz	5.3,2	11.9	57	1800	110
0402DC-5N4X_RW	5.4 @ 250 MHz	5.3,2	11.6	57	1800	111
0402DC-5N5X_RW	5.5 @ 250 MHz	5.3,2	11.3	57	1800	111
0402DC-5N6X_RW	5.6 @ 250 MHz	5.3,2	11.0	57	1800	112
0402DC-5N7X_RW	5.7 @ 250 MHz	5.3,2	12.7	57	1800	112
0402DC-5N8X_RW	5.8 @ 250 MHz	5.3,2	12.4	57	1800	112
0402DC-5N9X_RW	5.9 @ 250 MHz	5.3,2	12.1	57	1800	112
0402DC-6N0X_RW	6 @ 250 MHz	5.3,2	9.8	57	1800	112
0402DC-6N1X_RW	6.1 @ 250 MHz	5.3,2	9.5	57	1800	112
0402DC-6N2X_RW	6.2 @ 250 MHz	5.3,2	9.2	57	1800	112
0402DC-6N3X_RW	6.3 @ 250 MHz	5.3,2	8.9	57	1800	113
0402DC-6N4X_RW	6.4 @ 250 MHz	5.3,2	8.6	57	1800	113
0402DC-6N5X_RW	6.5 @ 250 MHz	5.3,2	8.3	57	1800	114
0402DC-6N6X_RW	6.6 @ 250 MHz	5.3,2	10.65	63	1650	109
0402DC-6N7X_RW	6.7 @ 250 MHz	5.3,2	10.4	63	1650	109
0402DC-6N8X_RW	6.8 @ 250 MHz	5.3,2	10.15	63	1650	110
0402DC-6N9X_RW	6.9 @ 250 MHz	5.3,2	9.9	63	1650	110
0402DC-7N0X_RW	7 @ 250 MHz	5.3,2	9.65	63	1650	110
0402DC-7N1X_RW	7.1 @ 250 MHz	5.3,2	9.4	63	1650	110
0402DC-7N2X_RW	7.2 @ 250 MHz	5.3,2	9.15	63	1650	111
0402DC-7N3X_RW	7.3 @ 250 MHz	5.3,2	8.9	63	1650	111
0402DC-7N4X_RW	7.4 @ 250 MHz	5.3,2	8.65	63	1650	111
0402DC-7N5X_RW	7.5 @ 250 MHz	5.3,2	8.4	63	1650	112
0402DC-7N6X_RW	7.6 @ 250 MHz	5.3,2	8.15	63	1650	113
0402DC-7N7X_RW	7.7 @ 250 MHz	5.3,2	9.0	70	1600	109
0402DC-7N8X_RW	7.8 @ 250 MHz	5.3,2	8.87	70	1600	110
0402DC-7N9X_RW	7.9 @ 250 MHz	5.3,2	8.74	70	1600	110
0402DC-8N0X_RW	8 @ 250 MHz	5.3,2	8.6	70	1600	111
0402DC-8N1X_RW	8.1 @ 250 MHz	5.3,2	8.47	70	1600	112
0402DC-8N2X_RW	8.2 @ 250 MHz	5.3,2	8.33	70	1600	113
0402DC-8N3X_RW	8.3 @ 250 MHz	5.3,2	8.21	70	1600	113
0402DC-8N4X_RW	8.4 @ 250 MHz	5.3,2	8.07	70	1600	114
0402DC-8N5X_RW	8.5 @ 250 MHz	5.3,2	7.94	70	1600	115
0402DC-8N6X_RW	8.6 @ 250 MHz	5.3,2	7.81	70	1600	115
0402DC-8N7X_RW	8.7 @ 250 MHz	5.3,2	7.68	70	1600	116
0402DC-8N8X_RW	8.8 @ 250 MHz	5.3,2	7.54	70	1600	116
0402DC-8N9X_RW	8.9 @ 250 MHz	5.3,2	7.41	70	1600	117
0402DC-9N0X_RW	9.0 @ 250 MHz	5.3,2	7.28	70	1600	117
0402DC-9N1X_RW	9.1 @ 250 MHz	5.3,2	7.15	70	1600	118
0402DC-9N2X_RW	9.2 @ 250 MHz	5.3,2	7.01	70	1600	118
0402DC-9N3X_RW	9.3 @ 250 MHz	5.3,2	8.24	73	1500	105
0402DC-9N4X_RW	9.4 @ 250 MHz	5.3,2	8.12	73	1400	106

additional values in next column



0402DC (continued)



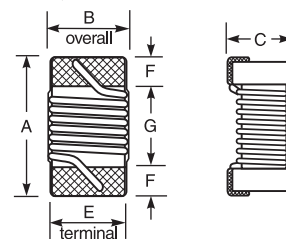
Part number	Inductance (nH)	Percent tolerance*	SRF typ (GHz)	DCR max (mOhms)	Irms (mA)	1.7 GHz Q typ
0402DC-9N5X_RW	9.5 @ 250 MHz	5.3,2	8.0	73	1400	108
0402DC-9N6X_RW	9.6 @ 250 MHz	5.3,2	7.88	73	1400	109
0402DC-9N7X_RW	9.7 @ 250 MHz	5.3,2	7.75	73	1400	110
0402DC-9N8X_RW	9.8 @ 250 MHz	5.3,2	7.63	73	1400	112
0402DC-9N9X_RW	9.9 @ 250 MHz	5.3,2	7.51	73	1400	113
0402DC-10NX_RW	10 @ 250 MHz	5.3,2	7.39	73	1500	113
0402DC-11NX_RW	11 @ 250 MHz	5.3,2	5.28	78.2	1450	100
0402DC-12NX_RW	12 @ 250 MHz	5.3,2	6.59	81.3	1450	98
0402DC-15NX_RW	15 @ 250 MHz	5.3,2	6.2	115	1200	100
0402DC-16NX_RW	16 @ 250 MHz	5.3,2	5.95	120	1200	97
0402DC-18NX_RW	18 @ 250 MHz	5.3,2	5.59	137.9	1100	95
0402DC-20NX_RW	20 @ 250 MHz	5.3,2	5.11	162.7	1000	90
0402DC-22NX_RW	22 @ 250 MHz	5.3,2	4.95	190	970	88
0402DC-23NX_RW	23 @ 250 MHz	5.3,2	4.98	176.5	970	89
0402DC-24NX_RW	24 @ 250 MHz	5.3,2	4.82	185	960	85
0402DC-27NX_RW	27 @ 250 MHz	5.3,2	4.52	192.9	920	83
0402DC-30NX_RW	30 @ 250 MHz	5.3,2	4.15	245	810	76
0402DC-33NX_RW	33 @ 250 MHz	5.3,2	4.18	288	780	76
0402DC-36NX_RW	36 @ 250 MHz	5.3,2	4.02	320	700	72
0402DC-39NX_RW	39 @ 250 MHz	5.3,2	3.86	375	670	68
0402DC-43NX_RW	43 @ 250 MHz	5.3,2	3.82	430	640	54
0402DC-47NX_RW	47 @ 250 MHz	5.3,2	3.36	427	640	54
0402DC-51NX_RW	51 @ 250 MHz	5.3,2	3.35	432	620	54
0402DC-56NX_RW	56 @ 250 MHz	5.3,2	3.21	690	460	-
0402DC-62NX_RW	62 @ 250 MHz	5.3,2	3.0	756	440	-
0402DC-68NX_RW	68 @ 250 MHz	5.3,2	2.8	943	400	-
0402DC-72NX_RW	72 @ 250 MHz	5.3,2	2.83	787	430	-
0402DC-75NX_RW	75 @ 250 MHz	5.3,2	2.75	882	410	-
0402DC-82NX_RW	82 @ 250 MHz	5.3,2	2.86	1057	370	-
0402DC-91NX_RW	91 @ 250 MHz	5.3,2	2.82	1119	360	-
0402DC-R10X_RW	100 @ 250 MHz	5.3,2	2.38	1507	310	-
0402DC-R12X_RW	120 @ 250 MHz	5.3,2	2.2	1600	300	-

* Bold numbers indicate tolerances carried in stock. When ordering, please replace underscore in part number with the proper tolerance code: G = 2%, H = 3%, J = 5%. (e.g. 0402DC-R12X^GRW for a 2% tolerance part.)

Which chip inductor family should you use?

	Ceramic (SUFFIX, BODY SIZE)					Ferrite (SUFFIX, BODY SIZE)			
Highest Q	DC 0402-0603	HP 0402-0805	HQ 0403-1008	CS 0402-1812	LS 0603-1812				
Lowest DCR	DC 0402-0603	HP 0402-0805	DS 0201		DF 0402	AF 0201-1008	LS 0603-1812	PB 0805	RB 0805
Highest I		HP 0402-0805			DF 0402	AF 0201-1008	LS 0603-1812		
Highest L		HL 0201-0603			DF 0402	LS 0603-1812			
Lowest Profile		CT 0402-1008			FL 0402				

0201CT, 026011C, 026011F, 0302CS, 0402AF, 0402DC



Dimensions (inches mm)

Series	A max	B max	C max	D ref	E	F	G
0201CT	0.023 0.58	0.018 0.46	0.014 0.35		0.015 0.38	0.009 0.23	
026011C	0.030 0.76	0.013 - 0.015 0.222 0.55	0.330 - 0.38		0.011 0.28	0.004 0.10	0.022 0.55
026011F	0.030 0.76	0.013 - 0.015 0.222 0.55	0.330 - 0.38		0.011 0.28	0.005 0.13	0.020 0.50
0302CS	0.034 0.86	0.021 0.53	0.018 0.45		0.015 0.38	0.006 0.16	0.0185 0.46
0402AF	0.044 1.12	0.026 0.66	0.026 0.66		0.020 0.51	0.009 0.23	
0402DC	0.044 1.11	0.026 0.66	0.026 0.65		0.018 0.47	0.006 0.15	





0402CS



Part number	Inductance (nH)	Percent tolerance*	SRF min (GHz)	DCR max (Ohms)	I _{rms} (mA)	1.7 GHz	
						L typ	Q typ
0402CS-1N0XJRW	1.0 @ 250 MHz	5	12.70	0.045	1360	1.02	69
0402CS-1N2XJRW	1.2 @ 250 MHz	5	12.90	0.090	740	1.17	38
0402CS-1N8X_RW	1.8 @ 250 MHz	5.3.2	12.00	0.070	1040	1.78	75
0402CS-1N9X_RW	1.9 @ 250 MHz	5.3.2	11.30	0.070	1040	1.74	82
0402CS-2N0X_RW	2.0 @ 250 MHz	5.3.2	11.10	0.070	1040	1.93	75
0402CS-2N2X_RW	2.2 @ 250 MHz	5.3.2	10.80	0.070	960	2.23	100
0402CS-2N4X_RW	2.4 @ 250 MHz	5.3.2	10.50	0.068	790	2.27	68
0402CS-2N7X_RW	2.7 @ 250 MHz	5.3.2	10.40	0.120	640	2.60	61
0402CS-3N3X_RW	3.3 @ 250 MHz	5.3.2	7.00	0.066	840	3.12	87
0402CS-3N6X_RW	3.6 @ 250 MHz	5.3.2	6.80	0.066	840	3.62	71
0402CS-3N9X_RW	3.9 @ 250 MHz	5.3.2	6.00	0.066	840	4.00	75
0402CS-4N3X_RW	4.3 @ 250 MHz	5.3.2	6.00	0.091	700	4.30	71
0402CS-4N7X_RW	4.7 @ 250 MHz	5.3.2	4.77	0.130	640	4.68	68
0402CS-5N1X_RW	5.1 @ 250 MHz	5.3.2	4.80	0.083	800	5.25	82
0402CS-5N6X_RW	5.6 @ 250 MHz	5.3.2	4.80	0.083	760	5.28	81
0402CS-6N2X_RW	6.2 @ 250 MHz	5.3.2	4.80	0.083	760	6.37	76
0402CS-6N8X_RW	6.8 @ 250 MHz	5.3.2	4.80	0.083	680	6.93	78
0402CS-7N5X_RW	7.5 @ 250 MHz	5.3.2	4.80	0.10	680	8.22	88
0402CS-8N2X_RW	8.2 @ 250 MHz	5.3.2	4.40	0.10	680	8.85	84
0402CS-8N7X_RW	8.7 @ 250 MHz	5.3.2	4.10	0.20	480	9.21	73
0402CS-9N0X_RW	9.0 @ 250 MHz	5.3.2	4.16	0.10	680	9.53	78
0402CS-9N5X_RW	9.5 @ 250 MHz	5.3.2	4.00	0.20	480	9.98	69
0402CS-10N1X_RW	10 @ 250 MHz	5.3.2	3.90	0.20	480	10.10	67
0402CS-11N1X_RW	11 @ 250 MHz	5.3.2	3.68	0.12	640	11.20	78
0402CS-12N1X_RW	12 @ 250 MHz	5.3.2	3.60	0.12	640	12.70	71
0402CS-13N1X_RW	13 @ 250 MHz	5.3.2	3.45	0.21	440	14.63	57
0402CS-15N1X_RW	15 @ 250 MHz	5.3.2	3.28	0.17	560	15.50	77
0402CS-16N1X_RW	16 @ 250 MHz	5.3.2	3.10	0.22	560	18.86	47
0402CS-18N1X_RW	18 @ 250 MHz	5.3.2	3.10	0.23	420	20.28	62
0402CS-19N1X_RW	19 @ 250 MHz	5.3.2	3.04	0.20	480	21.10	67
0402CS-20N1X_RW	20 @ 250 MHz	5.3.2	3.00	0.25	420	23.66	53
0402CS-22N1X_RW	22 @ 250 MHz	5.3.2	2.80	0.30	400	26.75	53
0402CS-23N1X_RW	23 @ 250 MHz	5.3.2	2.72	0.30	400	26.90	64
0402CS-24N1X_RW	24 @ 250 MHz	5.3.2	2.70	0.30	400	29.50	50
0402CS-27N1X_RW	27 @ 250 MHz	5.3.2	2.48	0.30	400	33.50	63
0402CS-30N1X_RW	30 @ 250 MHz	5.3.2	2.35	0.30	400	38.50	39
0402CS-33N1X_RW	33 @ 250 MHz	5.3.2	2.35	0.30	400	41.74	32
0402CS-36N1X_RW	36 @ 250 MHz	5.3.2	2.32	0.44	320	48.40	53
0402CS-39N1X_RW	39 @ 250 MHz	5.3.2	2.10	0.55	200	50.23	45
0402CS-40N1X_RW	40 @ 250 MHz	5.3.2	2.24	0.44	320	47.40	33
0402CS-43N1X_RW	43 @ 250 MHz	5.3.2	2.03	0.81	100	61.55	34
0402CS-47N1X_RW	47 @ 250 MHz	5.3.2	2.10	0.83	150	—	—
0402CS-51N1X_RW	51 @ 250 MHz	5.3.2	1.75	0.82	100	—	—
0402CS-56N1X_RW	56 @ 250 MHz	5.3.2	1.76	0.97	100	—	—
0402CS-68N1X_RW	68 @ 250 MHz	5.3.2	1.62	1.12	100	—	—
0402CS-82N1X_RW	82 @ 250 MHz	5.3.2	1.26	1.55	50	—	—
0402CS-R10X_RW	100 @ 250 MHz	5.3.2	1.16	2.00	30	—	—
0402CS-R12XJRW	120 @ 250 MHz	5.3.2	1.10	2.20	50	—	—



0402DF Ferrite



Part number	Inductance ±5% (nH)	Impedance typ (Ohms)		SRF typ (MHz)	DCR max (Ohms)	I _{rms} (mA)
		900 MHz	1.7 GHz			
0402DF-200XJRW	20 @ 7.9 MHz	90	150	2950	0.049	1400
0402DF-300XJRW	30 @ 7.9 MHz	120	200	2600	0.055	1300
0402DF-330XJRW	33 @ 7.9 MHz	135	225	2550	0.055	1300
0402DF-360XJRW	36 @ 7.9 MHz	150	250	2400	0.055	1300
0402DF-560XJRW	56 @ 7.9 MHz	250	480	2200	0.061	1200
0402DF-770XJRW	77 @ 7.9 MHz	350	580	2050	0.072	1100
0402DF-101XJRW	105 @ 7.9 MHz	530	1000	1660	0.104	850
0402DF-121XJRW	120 @ 7.9 MHz	515	900	2000	0.090	950
0402DF-141XJRW	140 @ 7.9 MHz	650	1075	1450	0.141	750
0402DF-151XJRW	150 @ 7.9 MHz	700	1170	1800	0.130	830
0402DF-181XJRW	180 @ 7.9 MHz	850	1460	1680	0.172	730
0402DF-221XJRW	220 @ 7.9 MHz	1100	2050	1560	0.240	600
0402DF-271XJRW	270 @ 7.9 MHz	1300	2150	1480	0.265	590
0402DF-301XJRW	300 @ 7.9 MHz	1725	2630	1400	0.340	490
0402DF-331XJRW	330 @ 7.9 MHz	2100	2750	1340	0.435	430
0402DF-361XJRW	360 @ 7.9 MHz	2150	3100	1200	0.475	420
0402DF-421XJRW	420 @ 7.9 MHz	2175	3350	1100	0.510	400
0402DF-471XJRW	470 @ 7.9 MHz	2550	3670	1070	0.670	340
0402DF-531XJRW	530 @ 7.9 MHz	3950	3050	1000	0.715	330
0402DF-591XJRW	590 @ 7.9 MHz	4770	3090	960	0.780	320
0402DF-701XJRW	700 @ 7.9 MHz	5750	1830	600	1.30	230
0402DF-771XJRW	770 @ 7.9 MHz	4900	1800	585	1.35	220
0402DF-821XJRW	820 @ 7.9 MHz	6800	4600	850	1.48	230
0402DF-901XJRW	900 @ 7.9 MHz	7130	4470	760	1.50	230
0402DF-102XJRW	1000 @ 7.9 MHz	280	180	235	1.05	190
0402DF-222XJRW	2200 @ 7.9 MHz	200	120	125	1.80	170
0402DF-332XJRW	3300 @ 7.9 MHz	160	80	80	2.20	150

0402HP



Part number	Inductance (nH)	Percent tolerance*	SRF typ (GHz)	DCR max (Ohms)	I _{rms} (mA)	1.7 GHz	
						L typ	Q typ
0402HP-1N0XJRW	1.0 @ 250 MHz	5	16.0	0.030	2300	0.99	72
0402HP-2N0XJRW	2.0 @ 250 MHz	5	15.2	0.038	2100	1.98	85
0402HP-2N2XJRW	2.2 @ 250 MHz	5	15.1	0.038	2100	2.17	86
0402HP-2N4X_RW	2.4 @ 250 MHz	5.3.2	14.0	0.042	2000	2.38	83
0402HP-2N7X_RW	2.7 @ 250 MHz	5.3.2	13.0	0.085	1500	2.68	85
0402HP-3N3X_RW	3.3 @ 250 MHz	5.3.2	12.8	0.045	1700	3.28	95
0402HP-3N6X_RW	3.6 @ 250 MHz	5.3.2	11.7	0.045	1700	3.58	94
0402HP-3N9X_RW	3.9 @ 250 MHz	5.3.2	9.50	0.045	1700	3.91	98
0402HP-4N3X_RW	4.3 @ 250 MHz	5.3.2	7.15	0.050	1600	4.33	90
0402HP-4N7X_RW	4.7 @ 250 MHz	5.3.2	6.85	0.075	1500	4.74	83
0402HP-5N1X_RW	5.1 @ 250 MHz	5.3.2	6.80	0.125	1200	5.16	76
0402HP-5N6X_RW	5.6 @ 250 MHz	5.3.2	6.50	0.055	1600	5.66	105
0402HP-6N2X_RW	6.2 @ 250 MHz	5.3.2	5.80	0.055	1600	6.25	100
0402HP-6N8X_RW	6.8 @ 250 MHz	5.3.2	5.80	0.070	1500	6.97	94
0402HP-7N5X_RW	7.5 @ 250 MHz	5.3.2	5.40	0.100	1400	7.77	82
0402HP-8N2X_RW	8.2 @ 250 MHz	5.3.2	5.40	0.065	1500	8.40	95
0402HP-8N7X_RW	8.7 @ 250 MHz	5.3.2	5.00	0.070	1500	9.04	95
0402HP-9N0X_RW	9.0 @ 250 MHz	5.3.2	5.00	0.080	1400	9.21	92
0402HP-9N5X_RW	9.5 @ 250 MHz	5.3.2	4.70	0.090	1400	9.97	90
0402HP-10N1X_RW	10 @ 250 MHz	5.3.2	4.70	0.110	1300	10.4	90
0402HP-11N1X_RW	11 @ 250 MHz	5.3.2	4.70	0.065	1400	11.6	98
0402HP-12N1X_RW	12 @ 250 MHz	5.3.2	4.40	0.100	1200	12.6	100
0402HP-13N1X_RW	13 @ 250 MHz	5.3.2	4.20	0.155	870	13.9	82
0402HP-15N1X_RW	15 @ 250 MHz	5.3.2	3.90	0.115	1100	16.0	85
0402HP-16N1X_RW	16 @ 250 MHz	5.3.2	3.70	0.150	850	17.3	77
0402HP-17N1X_RW	17 @ 250 MHz	5.3.2	3.70	0.230	650	18.7	64
0402HP-18N1X_RW	18 @ 250 MHz	5.3.2	3.55	0.120	900	19.5	74
0402HP-19N1X_RW	19 @ 250 MHz	5.3.2	3.50	0.145	850	20.7	88
0402HP-20N1X_RW	20 @ 250 MHz	5.3.2	3.50	0.185	780	22.0	76
0402HP-21N1X_RW	21 @ 250 MHz	5.3.2	1.70	0.460	450	23.2	62
0402HP-22N1X_RW	22 @ 250 MHz	5.3.2	3.30	0.160	800	24.4	74
0402HP-23N1X_RW	23 @ 250 MHz	5.3.2	3.30	0.160	800	25.5	77
0402HP-24N1X_RW	24 @ 250 MHz	5.3.2	3.15	0.210	700	27.1	71
0402HP-25N1X_RW	25 @ 250 MHz	5.3.2	3.15	0.260	700	28.3	73
0402HP-26N1X_RW	26 @ 250 MHz	5.3.2	3.15	0.290	700	29.3	74
0402HP-27N1X_RW	27 @ 250 MHz	5.3.2	3.20	0.350	450	29.5	86
0402HP-30N1X_RW	30 @ 250 MHz	5.3.2	2.90	0.350	450	35.0	87
0402HP-33N1X_RW	33 @ 250 MHz	5.3.2	2.80	0.330	490	38.3	80
0402HP-36N1X_RW	36 @ 250 MHz	5.3.2	2.80	0.390	480	42.2	76
0402HP-37N1X_RW	37 @ 250 MHz	5.3.2	2.70	0.480	470	44.0	72
0402HP-39N1X_RW	39 @ 250 MHz	5.3.2	2.60	0.430	450	47.0	84
0402HP-40N1X_RW	40 @ 250 MHz	5.3.2	2.60	0.430	450	47.4	75
0402HP-43N1X_RW	43 @ 250 MHz	5.3.2	2.50	0.520	450	54.1	68
0402HP-47N1X_RW	47 @ 250 MHz	5.3.2	2.40	0.580	420	58.9	62
0402HP-51N1X_RW	51 @ 250 MHz	5.3.2	2.30	0.700	360	58.9	59
0402HPH-56N1X_RW	56 @ 250 MHz	5.3.2	2.07	0.900	330	72.2	64
0402HPH-68N1X_RW	68 @ 250 MHz	5.3.2	1.84	1.00	320	91.4	64
0402HPH-82N1X_RW	82 @ 250 MHz	5.3.2	1.75	1.10	315	—	—
0402HPH-R10X_RW	100 @ 250 MHz	5.3.2	1.58	1.20	310	—	—
0402HPH-R12X_RW	120 @ 250 MHz	5.3.2	1.25	1.20	310	—	—
0402HPH-R15X_RW	150 @ 250 MHz	5.3.2	1.14	2.0	240	—	—
0402HPH-R16X_RW	160 @ 250 MHz	5.3.2	1.65	2.0	240	—	—
0402HPH-R18X_RW	180 @ 250 MHz	5.3.2	1.08	2.1	240	—	—
0402HPH-R22X_RW	220 @ 250 MHz	5.3.2	0.96	3.1	160	—	—

0402CT



Part number	Inductance (nH)	Percent tolerance*	SRF typ (GHz)	DCR max (mOhms)	I _{rms} (mA)	1.7 GHz	
						L typ	Q typ
0402CT-1N2X_RW	1.2 @ 250 MHz	5	27.5	35	2300	47	—
0402CT-2N0X_RW	2 @ 250 MHz						

0402FL

Part number	Inductance ±5% (nH)	Impedance typ (Ohms)		SRF typ (MHz)	DCR max (Ohms)	I _{rms} (mA)
		900 MHz	1.7 GHz			
0402FL-200XJRW	20	95	170	2950	0.065	1300
0402FL-360XJRW	36	185	365	2250	0.085	1050
0402FL-560XJRW	56	285	610	1900	0.11	900
0402FL-770XJRW	77	380	825	1800	0.125	850
0402FL-101XJRW	100	525	1240	1575	0.145	820
0402FL-121XJRW	120	650	1450	1950	0.165	810
0402FL-151XJRW	150	770	1600	1300	0.18	730
0402FL-161XJRW	160	900	2000	1850	0.235	630
0402FL-181XJRW	180	990	2050	1800	0.2	690
0402FL-221XJRW	220	1280	3300	1120	0.29	580
0402FL-271XJRW	270	1825	3625	975	0.3	560
0402FL-331XJRW	330	2330	3100	875	0.475	400
0402FL-391XJRW	390	3150	3115	820	0.56	360
0402FL-421XJRW	420	3325	3540	800	0.57	360
0402FL-471XJRW	470	4460	3160	750	0.8	330
0402FL-561XJRW	560	5025	3150	700	0.97	290

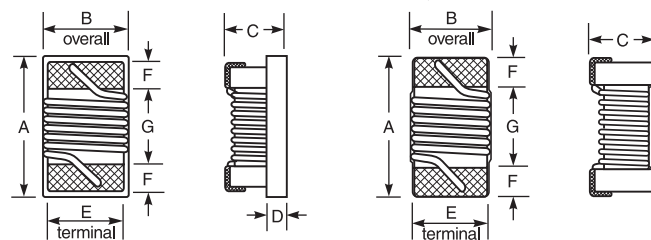
0402HL

Part number	Inductance ±5% (nH)	Q typ	SRF typ (MHz)	DCR max (Ohms)	I _{rms} (mA)
0402HL-301XJRW	300 @ 25 MHz	11 @ 25 MHz	600	2.15	190
0402HL-331XJRW	330 @ 25 MHz	11 @ 25 MHz	513	2.23	170
0402HL-361XJRW	360 @ 25 MHz	11 @ 25 MHz	485	2.36	170
0402HL-391XJRW	390 @ 25 MHz	11 @ 25 MHz	260	2.35	170
0402HL-471XJRW	470 @ 25 MHz	11 @ 25 MHz	220	2.67	160
0402HL-511XJRW	510 @ 25 MHz	12 @ 25 MHz	450	3.50	150
0402HL-561XJRW	560 @ 25 MHz	12 @ 25 MHz	420	3.70	140
0402HL-601XJRW	600 @ 25 MHz	12 @ 25 MHz	440	3.78	130
0402HL-681XJRW	680 @ 25 MHz	13 @ 25 MHz	380	5.15	120
0402HL-741XJRW	740 @ 25 MHz	12 @ 25 MHz	165	5.45	110
0402HL-821XJRW	820 @ 25 MHz	13 @ 25 MHz	385	5.85	90

0403HQ

Part number	Inductance ±5% (nH)	Q min	SRF typ (GHz)	DCR max (Ohms)	I _{rms} (A)	1.7 GHz	
						L typ	Q typ
0403HQ-1N9XJEW	1.9 @ 500 MHz	40	11.84	0.012	2.2	1.9	94
0403HQ-2N1XJEW	2.1 @ 500 MHz	35	12.40	0.019	1.8	2.1	88
0403HQ-3N4XJEW	3.4 @ 500 MHz	40	8.97	0.016	1.9	3.5	96
0403HQ-3N7XJEW	3.7 @ 500 MHz	40	8.65	0.018	1.8	3.8	95
0403HQ-5N5XJEW	5.5 @ 500 MHz	40	8.60	0.022	1.5	5.7	93
0403HQ-6N6XJEW	6.6 @ 500 MHz	40	7.30	0.046	1.1	6.9	92
0403HQ-8N2XJEW	8.2 @ 500 MHz	40	6.73	0.040	1.2	8.5	92
0403HQ-9N0XJEW	9.0 @ 500 MHz	40	6.85	0.055	1.0	9.5	90
0403HQ-12N1XJEW	12 @ 500 MHz	40	5.82	0.065	0.80	12.7	90
0403HQ-15N1XJEW	15 @ 500 MHz	35	5.82	0.188	0.50	16.0	90
0403HQ-18N1XJEW	18 @ 500 MHz	35	5.15	0.185	0.50	19.6	93

0402CS, 0402HL, 0402HP,
0603AF, 0603CS



Dimensions (inches mm)

Series	A max	B max	C max	D ref	E	F	G
0402CS	0.047 1.19	0.024 0.61	0.026 0.66	0.010 0.25	0.020 0.51	0.009 0.23	0.022 0.56
0402CT	0.044 1.11	0.024 0.61	0.018 0.45		0.020 0.51	0.006 0.15	
0402DF	0.044 1.12	0.026 0.66	0.026 0.66		0.018 0.46	0.008 0.20	
0402FL	0.044 1.11	0.028 0.72	0.022 0.55		0.022 0.55	0.007 0.18	0.026 0.66
0402HL	0.048 1.22	0.031 0.79	0.022 0.56	0.010 0.25	0.018 0.46	0.008 0.20	0.026 0.66
0402HP	0.043 1.09	0.028 0.71	0.024 0.61	0.010 0.25	0.020 0.51	0.008 0.20	0.024 0.61
0403HQ	0.047 1.19	0.034 0.86	0.028 0.71		0.030 0.76	0.009 0.23	0.022 0.56
0603CS	0.071 1.80	0.044 1.12	0.040 1.02	0.015 0.38	0.030 0.76	0.013 0.33	0.034 0.86

0402CT, 0402DF, 0402FL,
0403HQ, 0603CT

Which chip inductor family should you use?

	Ceramic (SUFFIX, BODY SIZE)				Ferrite (SUFFIX, BODY SIZE)				
Highest Q	DC 0402-0603	HP 0402-0805	HQ 0403-1008	CS 0402-1812	LS 0603-1812				
Lowest DCR	DC 0402-0603	HP 0402-0805	DS 0201		DF 0402	AF 0201-1008	LS 0603-1812	PB 0805	RB 0805
Highest I		HP 0402-0805			DF 0402	AF 0201-1008	LS 0603-1812		
Highest L		HL 0201-0603			DF 0402	LS 0603-1812			
Lowest Profile		CT 0402-1008			FL 0402				



0603CS

Part number	Inductance (nH)	Percent tolerance*	Q min	SRF min (GHz)	DCR max (Ohms)	I _{rms} (mA)	1.7 GHz	
							L typ	Q typ
0603CS-1N6XJRW	1.6 @ 250 MHz	5	24	12.5	0.030	700	1.65	63
0603CS-1N8XJRW	1.8 @ 250 MHz	5	16	12.5	0.045	700	1.66	50
0603CS-2N2XJRW	2.2 @ 250 MHz	5	13	12.5	0.250	100	2.24	44
0603CS-3N3X_RW	3.3 @ 250 MHz	5.3.2	35	5.90	0.045	700	3.38	88
0603CS-3N6X_RW	3.6 @ 250 MHz	5.3.2	22	5.90	0.063	700	3.71	65
0603CS-3N9X_RW	3.9 @ 250 MHz	5.3.2	22	6.90	0.080	700	3.96	67
0603CS-4N3X_RW	4.3 @ 250 MHz	5.3.2	22	5.90	0.063	700	4.33	70
0603CS-4N7X_RW	4.7 @ 250 MHz	5.3.2	20	5.80	0.116	700	4.75	57
0603CS-5N1X_RW	5.1 @ 250 MHz	5.3.2	20	5.70	0.140	700	4.95	56
0603CS-5N6X_RW	5.6 @ 250 MHz	5.3.2	26	4.76	0.075	700	6.05	80
0603CS-6N8X_RW	6.8 @ 250 MHz	5.3.2	27	5.80	0.110	700	7.10	81
0603CS-7N5X_RW	7.5 @ 250 MHz	5.3.2	28	4.80	0.106	700	7.82	65
0603CS-8N2X_RW	8.2 @ 250 MHz	5.3.2	30	4.20	0.115	700	8.37	87
0603CS-8N7X_RW	8.7 @ 250 MHz	5.3.2	28	4.60	0.109	700	9.32	58
0603CS-9N5X_RW	9.5 @ 250 MHz	5.3.2	28	5.40	0.135	700	9.92	61
0603CS-10NX_RW	10 @ 250 MHz	5.3.2	31	4.80	0.130	700	10.6	83
0603CS-11NX_RW	11 @ 250 MHz	5.3.2	30	4.00	0.086	700	11.5	56
0603CS-12NX_RW	12 @ 250 MHz	5.3.2	35	4.00	0.130	700	13.5	83
0603CS-15NX_RW	15 @ 250 MHz	5.3.2	35	4.00	0.170	700	16.8	89
0603CS-16NX_RW	16 @ 250 MHz	5.3.2	34	3.30	0.170	700	17.3	52
0603CS-18NX_RW	18 @ 250 MHz	5.3.2	35	3.10	0.170	700	21.4	69
0603CS-22NX_RW	22 @ 250 MHz	5.3.2	38	3.00	0.190	700	26.1	71
0603CS-23NX_RW	23 @ 250 MHz	5.3.2	38	2.85	0.190	700	28.0	67
0603CS-24NX_RW	24 @ 250 MHz	5.3.2	36	2.65	0.135	700	28.7	39
0603CS-27NX_RW	27 @ 250 MHz	5.3.2	40	2.80	0.220	600	34.6	65
0603CS-30NX_RW	30 @ 250 MHz	5.3.2	37	2.25	0.144	600	39.9	28
0603CS-33NX_RW	33 @ 250 MHz	5.3.2	40	2.30	0.220	600	49.5	42
0603CS-36NX_RW	36 @ 250 MHz	5.3.2	37	2.08	0.250	600	52.7	24
0603CS-39NX_RW	39 @ 250 MHz	5.3.2	40	2.20	0.250	600	60.2	40
0603CS-43NX_RW	43 @ 250 MHz	5.3.2	38	2.00	0.280	600	64.9	21
0603CS-47NX_RW	47 @ 200 MHz	5.3.2	38	2.00	0.280	600	77.2	35
0603CS-51NX_RW	51 @ 200 MHz	5.3.2	35	1.90	0.270	600	82.2	34
0603CS-56NX_RW	56 @ 200 MHz	5.3.2	38	1.90	0.310	600	97.0	26
0603CS-68NX_RW	68 @ 200 MHz	5.3.2	37	1.70	0.340	600	168	21
0603CS-72NX_RW	72 @ 150 MHz	5.3.2	34	1.70	0.490	400	135	20
0603CS-82NX_RW	82 @ 150 MHz	5.3.2	34	1.70	0.540	400	177	21
0603CS-R10X_RW	100 @ 150 MHz	5.3.2	34	1.40	0.580	400	--	--
0603CS-R11X_RW	110 @ 150 MHz	5.3.2	32	1.35	0.610	300	--	--
0603CS-R12X_RW	120 @ 150 MHz	5.3.2	32	1.30	0.650	300	--	--
0603CS-R15X_RW	150 @ 150 MHz	5.3.2	28	0.990	0.920	280	--	--
0603CS-R18X_RW	180 @ 100 MHz	5.3.2	25	0.990	1.25	240	--	--
0603CS-R20X_RW	200 @ 100 MHz	5.3.2	25	0.900	1.98	200	--	--
0603CS-R21X_RW	210 @ 100 MHz	5.3.2	27	0.895	2.06	200	--	--
0603CS-R22X_RW	220 @ 100 MHz	5.3.2	25	0.900	2.10	200	--	--
0603CS-R25X_RW	250 @ 100 MHz	5.3.2	25	0.822	3.55	120	--	--
0603CS-R27X_RW	270 @ 100 MHz	5.3.2	26	0.830	2.16	170	--	--
0603CS-R33X_RW	330 @ 100 MHz	5.3.2	25	0.900	3.89	100	--	--
0603CS-R39X_RW	390 @ 100 MHz	5.3.2	25	0.780	4.35	100	--	--

* Bold numbers indicate tolerances carried in stock. When ordering, please replace underscore in part number with the proper tolerance code: G = 2%, H = 3%, J = 5%. (e.g. 0603CS-R39XGRW for a 2% tolerance part.)

0603AF Ferrite



Part number	Inductance ±5% (nH)	Q typ	Impedance typ (Ohms)		SRF typ (GHz)	DCR max (Ohms)	I _{rms} (A)
			100 MHz	500 MHz			
0603AF-15NXJRW	15 @ 7.9 MHz	13 @ 7.9 MHz	10	42	3.50	0.023	21
0603AF-33NXJRW	33 @ 7.9 MHz	13 @ 7.9 MHz	19	90	2.30	0.028	19
0603AF-39NXJRW	39 @ 7.9 MHz	13 @ 7.9 MHz	23	113	2.20	0.115	10
0603AF-47NXJRW	47 @ 7.9 MHz	13 @ 7.9 MHz	42	210	2.25	0.052	1.7
0603AF-50NXJRW	50 @ 7.9 MHz	15 @ 7.9 MHz	31	149	1.83	0.052	1.7
0603AF-68NXJRW	68 @ 7.9 MHz	15 @ 7.9 MHz	39	193	1.50	0.150	0.88
0603AF-72NXJRW	72 @ 7.9 MHz	15 @ 7.9 MHz	60	385	1.80	0.065	1.5
0603AF-85NXJRW	85 @ 7.9 MHz	15 @ 7.9 MHz	51	256	1.60	0.065	1.5
0603AF-111XJRW	110 @ 7.9 MHz	15 @ 7.9 MHz	70	350	1.23	0.060	1.6
0603AF-121XJRW	120 @ 7.9 MHz	15 @ 7.9 MHz	76	410	1.15	0.089	1.4
0603AF-151XJRW	150 @ 7.9 MHz	15 @ 7.9 MHz	89	468	1.05	0.09	1.5
0603AF-201XJRW	200 @ 7.9 MHz	15 @ 7.9 MHz	120	685	0.880	0.12	1.4
0603AF-241XJRW	240 @ 7.9 MHz	15 @ 7.9 MHz	140	810	0.900	0.12	0.85
0603AF-271XJRW	270 @ 7.9 MHz	15 @ 7.9 MHz	173	1023	0.750	0.22	0.68
0603AF-361XJRW	360 @ 7.9 MHz	15 @ 7.9 MHz	210	1310	0.700	0.21	0.65
0603AF-391XJRW	390 @ 7.9 MHz	15 @ 7.9 MHz	240	1565	0.700	0.30	0.64
0603AF-421XJRW	420 @ 7.9 MHz	15 @ 7.9 MHz	250	1925	0.685	0.33	0.61
0603AF-471XJRW	470 @ 7.9 MHz	15 @ 7.9 MHz	306	2253	0.575	0.37	0.61
0603AF-561XJRW	560 @ 7.9 MHz	16 @ 7.9 MHz	371	3180	0.515	0.49	0.51
0603AF-601XJRW	600 @ 7.9 MHz	16 @ 7.9 MHz	372	2778	0.540	0.55	0.53
0603AF-681XJRW	680 @ 7.9 MHz	16 @ 7.9 MHz	420	3620	0.530	0.46	0.49
0603AF-821XJRW	820 @ 7.9 MHz	16 @ 7.9 MHz	507	3300	0.325	0.58	0.42
0603AF-102XJRW	1000 @ 7.9 MHz	17 @ 7.9 MHz	663	9823	0.400	0.84	0.40
0603AF-152XJRW	1500 @ 7.9 MHz	17 @ 7.9 MHz	944	17,830	0.330	1.3	0.28
0603AF-222XJRW	2200 @ 7.9 MHz	16 @ 7.9 MHz	5220	129	0.085	1.1	0.32
0603AF-472XJRW	4700 @ 7.9 MHz	16 @ 7.9 MHz	2100	220	0.060	1.5	0.26
0603AF-103XJRW	10,000 @ 2.5 MHz	12 @ 2.5 MHz	1400	150	0.040	4.5	0.18



0603DC



Part number	Inductance (nH)	Percent tolerance*	SRF typ (GHz)	DCR max (Ohms)	I _{rms} (mA)	1.7 GHz	
						L typ	Q typ
0603DC-1N6XJRW	1.6 @ 250 MHz	5	14.90	0.026	3670	71	
0603DC-2N7XJRW	2.7 @ 250 MHz	5.3	11.40	0.029	3340	117	
0603DC-3N3XJRW	3.3 @ 250 MHz	5.3.2	9.3	0.042	2770	125	
0603DC-3N9XJRW	3.9 @ 250 MHz	5.3.2	11.25	0.04	2800	144	
0603DC-4N3XJRW	4.3 @ 250 MHz	5.3.2	10.6	0.04	2800	138	
0603DC-5N1XJRW	5.1 @ 250 MHz	5.3.2	7.5	0.046	2650	126	
0603DC-5N6XJRW	5.6 @ 250 MHz	5.3.2	6.3	0.046	2650	129	
0603DC-6N2XJRW	6.2 @ 250 MHz	5.3.2	6.6	0.048	2580	110	
0603DC-6N8XJRW	6.8 @ 250 MHz	5.3.2	5.1	0.048	2580	131	
0603DC-7N5XJRW	7.5 @ 250 MHz	5.3.2	5.2	0.053	2450	126	
0603DC-8N2XJRW	8.2 @ 250 MHz	5.3.2	6.25	0.053	2450	130	
0603DC-9N1XJRW	9.1 @ 250 MHz	5.3.2	4.5	0.06	2260	117	
0603DC-10NXJRW	10 @ 250 MHz	5.3.2	4.1	0.06	2260	107	
0603DC-11NXJRW	11 @ 250 MHz	5.3.2	4.25	0.065	2170	132	
0603DC-12NXJRW	12 @ 250 MHz	5.3.2	3.9	0.065	2170	122	
0603DC-15NXJRW	15 @ 250 MHz	5.3.2	3.5	0.074	2040	92	
0603DC-16NXJRW	16 @ 250 MHz	5.3.2	3.4	0.074	2040	77	
0603DC-18NXJRW	18 @ 250 MHz	5.3.2	2.95	0.078	2000	72	
0603DC-20NXJRW	20 @ 250 MHz	5.3.2	3.7	0.084	1920	70	
0603DC-22NXJRW	22 @ 250 MHz	5.3.2	2.7	0.095	1750	84	
0603DC-27NXJRW	27 @ 250 MHz	5.3.2	2.5	0.116	1630	67	
0603DC-30NXJRW	30 @ 250 MHz	5.3.2	3	0.103	1730	69	
0603DC-33NXJRW	33 @ 250 MHz	5.3.2	2.25	0.124	1550	53	
0603DC-36NXJRW	36 @ 250 MHz	5.3.2	2.35	0.134	1490	67	
0603DC-39NXJRW	39 @ 250 MHz	5.3.2	2.15	0.163	1350	56	
0603DC-43NXJRW	43 @ 250 MHz	5.3.2	2.1	0.176	1300	74	
0603DC-47NXJRW	47 @ 200 MHz	5.3.2	2	0.2	1200	50	
0603DC-51NXJRW	51 @ 200 MHz	5.3.2	1.95	0.216	1170	57	
0603DC-56NXJRW	56 @ 200 MHz	5.3.2	1.85	0.26	1030	48	
0603DC-62NXJRW	62 @ 200 MHz	5.3.2	2	0.312	970	50	
0603DC-68NXJRW	68 @ 200 MHz	5.3.2	1.65	0.372	890	-	
0603DC-75NXJRW	75 @ 150 MHz	5.3.2	1.6	0.396	860	-	
0603DC-82NXJRW	82 @ 150 MHz	5.3.2	1.55	0.424	830	-	
0603DC-91NXJRW	91 @ 150 MHz	5.3.2	1.45	0.576	710	-	
0603DC-110XJRW	100 @ 150 MHz	5.3.2	1.35	0.707	625	-	
0603DC-111XJRW	110 @ 150 MHz	5.3.2	1.25	0.725	620	-	
0603DC-112XJRW	120 @ 150 MHz	5.3.2	1.2	0.765	600	-	
0603DC-113XJRW	130 @ 150 MHz	5.3.2	1.15	0.804	590	-	
0603DC-115XJRW	150 @ 150 MHz	5.3.2	1.1	1.05	520	-	
0603DC-118XJRW	180 @ 100 MHz	5.3.2	1	1.39	440	-	
0603DC-122XJRW	220 @ 100 MHz	5.3.2	0.9	1.69	390	-	
0603DC-127XJRW	270 @ 100 MHz	5.3.2	0.85	2.06	360	-	
0603DC-130XJRW	300 @ 100 MHz	5.3.2	0.75	2.66	320	-	
0603DC-133XJRW	330 @ 100 MHz	5.3.2	0.7	2.93	300	-	
0603DC-139XJRW	390 @ 100 MHz	5.3.2	0.65	3.92	260	-	
0603DC-147XJRW	470 @ 100 MHz	5.3.2	0.6	5.4	220	-	

0603CT



Part number	Inductance (nH)	Percent tolerance*	SRF typ (GHz)	DCR max (Ohms)	I _{rms} (mA)	1.7 GHz	
						L typ	Q typ
0603CT-1N0XJRW	1.0 @ 250 MHz	5	16.0	0.045	1600	0.99	58
0603CT-1N2XJRW	1.2 @ 250 MHz	5	16.0	0.105	1100	1.19	50
0603CT-2N0XJRW	2.0 @ 250 MHz	5	12.0	0.034	1900	1.98	70
0603CT-2N2XJRW	2.2 @ 250 MHz	5	10.7	0.046	1600	2.13	74
0603CT-2N3XJRW	2.3 @ 250 MHz	5	11.0	0.046	1600	2.28	81
0603CT-2N5XJRW	2.5 @ 250 MHz	5	11.0	0.060	1300	2.50	77
0603CT-3N0X_RW	3.0 @ 250 MHz	5.2	10.7	0.039	1600	2.97	82
0603CT-3N3X_RW	3.3 @ 250 MHz	5.2	7.00	0.039	1600	3.33	83
0603CT-3N6X_RW	3.6 @ 250 MHz	5.2	7.00	0.044	1600	3.63	95
0603CT-3N9X_RW	3.9 @ 250 MHz	5.2	6.30	0.050	1400	3.95	90
0603CT-4N3X_RW	4.3 @ 250 MHz	5.2	6.30	0.076	1300	4.34	84
0603CT-4N7X_RW	4.7 @ 250 MHz	5.2	5.60	0.120	960	4.75	70
0603CT-5N1X_RW	5.1 @ 250 MHz	5.2	5.50	0.050	1400	5.18	93
0603CT-5N6X_RW	5.6 @ 250 MHz	5.2	5.05	0.058	1300	5.73	90
0603CT-6N8X_RW	6.8 @ 250 MHz	5.2	4.50	0.080	1200	7.00	81
0603CT-7N2X_RW	7.2 @ 250 MHz	5.2	4.50	0.047	1500	7.44	88
0603CT-8N2X_RW	8.2 @ 250 MHz	5.2	4.25	0.075	1300	8.46	78
0603CT-9N5X_RW	9.5 @ 250 MHz	5.2	3.95	0.092	1100	9.92	80
0603CT-10NX_RW	10 @ 250 MHz	5.2	3.95	0.075	1300	10.4	85
0603CT-11NX_RW	11 @ 250 MHz	5.2	4.00	0.110	1000	11.5	86
0603CT-12NX_RW	12 @ 250 MHz	5.2	3.50	0.130	920	12.7	85
0603CT-15NX_RW	15 @ 250 MHz	5.2	3.30	0.145	800	16.1	80
0603CT-16NX_RW	16 @ 250 MHz	5.2	3.10	0.175	760	17.5	76
0603CT-18NX_RW	18 @ 250 MHz	5.2	2.95	0.200	720	19.2	80
0603CT-20NX_RW	20 @ 250 MHz	5.2	2.90	0.175	760	21.6	80
0603CT-22NX_RW	22 @ 250 MHz	5.2	2.75	0.220	700	24.3	70
0603CT-24NX_RW	24 @ 250 MHz	5.2	2.70	0.240	680	26.5	72
0603CT-27NX_RW	27 @ 250 MHz	5.2	2.55	0.270	670	29.8	75
0603CT-30NX_RW	30 @ 250 MHz	5.2	2.45	0.330	600	33.9	73
0603CT-33NX_RW	33 @ 250 MHz	5.2	2.20	0.330	600	39.1	61
0603CT-36NX_RW	36 @ 250 MHz	5.2	2.30	0.335	600	42.3	63
0603CT-39NX_RW	39 @ 250 MHz	5.2	2.25	0.400	570	45.3	65
0603CT-43NX_RW	43 @ 250 MHz	5.2	2.10	0.440	530	51.3	60
0603CT-47NX_RW	47 @ 250 MHz	5.2	1.90	0.540	470	57.8	57
0603CT-51NX_RW	51 @ 250 MHz	5.2	1.85	0.570	440	63.2	55
0603CT-56NX_RW	56 @ 250 MHz	5.2	1.75	0.700	420	75.4	48



0603HP

Part number	Inductance (nH)	Percent tolerance*	Q typ	SRF typ (GHz)	DCR max (Ohms)	Irms (mA)	1.7 GHz L typ	1.7 GHz Q typ
0603HP-1N8XRJRW	18 @ 250 MHz	5	23	16.0	0.033	2100	1.77	65
0603HP-2N2XRJRW	2.2 @ 250 MHz	5	13	15.0	0.180	900	2.12	35
0603HP-3N3XRW	3.3 @ 250 MHz	5.3.2	32	9.60	0.024	1900	3.32	104
0603HP-3N6XRW	3.6 @ 250 MHz	5.3.2	40	9.70	0.031	1900	3.62	116
0603HP-3N9XRW	3.9 @ 250 MHz	5.3.2	35	7.50	0.039	1600	3.95	108
0603HP-4N3XRW	4.3 @ 250 MHz	5.3.2	30	7.50	0.080	1300	4.31	91
0603HP-4N7XRW	4.7 @ 250 MHz	5.3.2	26	7.90	0.100	1100	4.71	75
0603HP-5N1XRW	5.1 @ 250 MHz	5.3.2	40	8.90	0.036	1700	5.12	140
0603HP-5N6XRW	5.6 @ 250 MHz	5.3.2	48	6.60	0.036	1700	5.73	145
0603HP-6N0XRW	6.0 @ 250 MHz	5.3.2	49	6.00	0.036	1700	6.12	154
0603HP-6N8XRW	6.8 @ 250 MHz	5.3.2	42	5.80	0.042	1400	7.05	143
0603HP-7N2XRW	7.2 @ 250 MHz	5.3.2	48	5.40	0.052	1400	7.38	139
0603HP-7N5XRW	7.5 @ 250 MHz	5.3.2	41	5.30	0.080	1300	7.85	112
0603HP-8N2XRW	8.2 @ 250 MHz	5.3.2	46	5.90	0.054	1400	8.39	148
0603HP-8N7XRW	8.7 @ 250 MHz	5.3.2	46	5.50	0.054	1400	9.00	149
0603HP-9N1XRW	9.1 @ 250 MHz	5.3.2	40	5.10	0.037	1400	9.64	109
0603HP-9N5XRW	9.5 @ 250 MHz	5.3.2	49	4.90	0.053	1400	9.99	149
0603HP-10N1XRW	10 @ 250 MHz	5.3.2	49	4.30	0.048	1400	10.64	142
0603HP-11N1XRW	11 @ 250 MHz	5.3.2	41	4.10	0.058	1400	11.82	108
0603HP-12N1XRW	12 @ 250 MHz	5.3.2	37	4.10	0.088	1100	13.20	91
0603HP-15N1XRW	15 @ 250 MHz	5.3.2	48	3.60	0.078	1200	17.20	124
0603HP-16N1XRW	16 @ 250 MHz	5.3.2	45	3.50	0.085	1100	18.70	116
0603HP-18N1XRW	18 @ 250 MHz	5.3.2	41	3.30	0.066	1200	20.90	100
0603HP-22N1XRW	22 @ 250 MHz	5.3.2	44	3.15	0.140	850	25.90	88
0603HP-23N1XRW	23 @ 250 MHz	5.3.2	40	3.00	0.183	850	29.53	80
0603HP-24N1XRW	24 @ 250 MHz	5.3.2	42	2.95	0.074	1100	28.90	91
0603HP-27N1XRW	27 @ 250 MHz	5.3.2	44	2.80	0.150	780	34.00	84
0603HP-30N1XRW	30 @ 250 MHz	5.3.2	49	2.80	0.130	920	37.90	82
0603HP-33N1XRW	33 @ 250 MHz	5.3.2	45	2.70	0.170	680	42.90	80
0603HP-36N1XRW	36 @ 250 MHz	5.3.2	44	2.50	0.225	720	50.00	64
0603HP-39N1XRW	39 @ 250 MHz	5.3.2	48	2.45	0.19	680	51.90	74
0603HP-43N1XRW	43 @ 250 MHz	5.3.2	45	2.45	0.17	810	58.10	76
0603HP-47N1XRW	47 @ 200 MHz	5.3.2	47	2.30	0.24	680	66.90	72
0603HP-51N1XRW	51 @ 200 MHz	5.3.2	49	2.30	0.28	660	71.30	62
0603HP-56N1XRW	56 @ 200 MHz	5.3.2	50	2.20	0.30	610	79.90	56
0603HP-68N1XRW	68 @ 200 MHz	5.3.2	46	2.00	0.33	600	113.3	49
0603HP-72N1XRW	72 @ 150 MHz	5.3.2	46	1.90	0.42	550	-	-
0603HP-75N1XRW	75 @ 150 MHz	5.3.2	46	1.90	0.52	500	-	-
0603HP-82N1XRW	82 @ 150 MHz	5.3.2	45	1.80	0.46	510	-	-
0603HP-91N1XRW	91 @ 150 MHz	5.3.2	45	1.65	0.58	440	-	-
0603HP-R10XRW	100 @ 150 MHz	5.3.2	49	1.70	0.54	470	-	-
0603HP-R11XRW	110 @ 150 MHz	5.3.2	47	1.60	0.58	440	-	-
0603HP-R12XRW	120 @ 150 MHz	5.3.2	47	1.55	0.72	420	-	-
0603HP-R15XRW	150 @ 150 MHz	5.3.2	47	1.35	0.82	390	-	-
0603HP-R18XRW	180 @ 100 MHz	5.3.2	48	1.30	1.50	310	-	-
0603HP-R20XRW	200 @ 100 MHz	5.3.2	47	1.25	2.00	280	-	-
0603HP-R21XRW	210 @ 100 MHz	5.3.2	48	1.20	2.00	280	-	-
0603HP-R22XRW	220 @ 100 MHz	5.3.2	47	1.10	2.00	280	-	-
0603HP-R25XRW	250 @ 100 MHz	5.3.2	45	1.05	3.00	240	-	-
0603HP-R27XRW	270 @ 100 MHz	5.3.2	46	1.05	2.25	260	-	-
0603HP-R30XRW	300 @ 100 MHz	5.3.2	47	0.99	2.80	220	-	-
0603HP-R33XRW	330 @ 100 MHz	5.3.2	46	0.93	3.60	180	-	-
0603HP-R36XRW	360 @ 100 MHz	5.3.2	47	0.93	4.00	170	-	-
0603HP-R39XRW	390 @ 100 MHz	5.3.2	47	0.88	4.00	170	-	-

* Bold numbers indicate tolerances carried in stock. When ordering, please replace underscore in part number with the proper tolerance code: F = 1%, G = 2%, J = 5%. (e.g. 0603HP-R39XGRW for a 2% tolerance part.)

Which chip inductor family should you use?

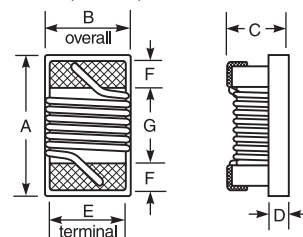
	Ceramic (SUFFIX, BODY SIZE)				Ferrite (SUFFIX, BODY SIZE)			
Highest Q	DC 0402-0603	HP 0402-0805	HQ 0403-1008	CS 0402-1812	LS 0603-1812			
Lowest DCR	DC 0402-0603	HP 0402-0805	DS 0201		DF 0402	AF 0201-1008	LS 0603-1812	PB 0805 RB 0805
Highest I	HP 0402-0805				DF 0402	AF 0201-1008	LS 0603-1812	
Highest L	HL 0201-0603				DF 0402	LS 0603-1812		
Lowest Profile	CT 0402-1008				FL 0402			



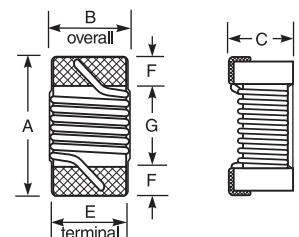
0603LS Ferrite

Part number	Inductance (nH)	Percent tolerance*	Q min	SRF min (GHz)	DCR max (Ohms)	Irms (A)
0603LS-47NX_RC	47 @ 7.9 MHz	5.2	12	1.50	0.075	1.40
0603LS-51NX_RC	51 @ 7.9 MHz	5.2	12	1.40	0.075	1.00
0603LS-72NX_RC	72 @ 7.9 MHz	5.2	12	1.40	0.12	1.40
0603LS-101X_RC	100 @ 7.9 MHz	5.2	12	1.15	0.13	1.40
0603LS-121X_RC	120 @ 7.9 MHz	5.2	12	1.10	0.15	1.40
0603LS-151X_RC	150 @ 7.9 MHz	5.2	15	1.05	0.15	1.30
0603LS-181X_RC	180 @ 7.9 MHz	5.2	15	0.950	0.15	1.30
0603LS-241X_RC	240 @ 7.9 MHz	5.2	15	0.800	0.16	0.95
0603LS-271X_RC	270 @ 7.9 MHz	5.2	15	0.775	0.30	0.71
0603LS-331X_RC	330 @ 7.9 MHz	5.2	15	0.725	0.46	0.56
0603LS-391X_RC	390 @ 7.9 MHz	5.2	15	0.620	0.51	0.50
0603LS-471X_RC	470 @ 7.9 MHz	5.2	15	0.540	0.62	0.42
0603LS-561X_RC	560 @ 7.9 MHz	5.2	15	0.525	0.44	0.55
0603LS-681X_RC	680 @ 7.9 MHz	5.2	15	0.260	0.52	0.47
0603LS-781X_RC	780 @ 7.9 MHz	5.2	15	0.460	0.83	0.39
0603LS-821X_RC	820 @ 7.9 MHz	5.2	15	0.410	0.69	0.40
0603LS-102X_RC	1000 @ 7.9 MHz	5.2	15	0.190	0.81	0.40
0603LS-122X_RC	1200 @ 7.9 MHz	5.2	15	0.160	0.87	0.37
0603LS-152X_RC	1500 @ 7.9 MHz	5.2	15	0.100	0.96	0.35
0603LS-182X_RC	1800 @ 7.9 MHz	5.2	15	0.080	1.1	0.35
0603LS-222X_RC	2200 @ 7.9 MHz	5.2	15	0.068	1.2	0.32
0603LS-272X_RC	2700 @ 7.9 MHz	5.2	15	0.060	1.5	0.28
0603LS-332X_RC	3300 @ 7.9 MHz	5.2	15	0.042	1.5	0.28
0603LS-392X_RC	3900 @ 7.9 MHz	5.2	15	0.040	1.6	0.28
0603LS-472X_RC	4700 @ 7.9 MHz	5.2	15	0.034	2.1	0.26
0603LS-562X_RC	5600 @ 7.9 MHz	5.2	15	0.032	2.6	0.24
0603LS-682X_RC	6800 @ 7.9 MHz	5.2	15	0.031	3.1	0.20
0603LS-782X_RC	7800 @ 7.9 MHz	5.2	15	0.028	3.5	0.20
0603LS-822X_RC	8200 @ 7.9 MHz	5.2	15	0.026	3.6	0.19
0603LS-103X_RC	10000 @ 2.5 MHz	5.2	12	0.025	4.8	0.18
0603LS-153X_RC	15000 @ 2.5 MHz	5.2	20	0.023	7.1	0.17
0603LS-183X_RC	18000 @ 2.5 MHz	5.2	20	0.022	7.6	0.16
0603LS-223X_RC	22000 @ 2.5 MHz	5.2	22	0.019	8.81	0.13

0603AF, 0603HP, 0603LS



0603DC, 0603CT



Dimensions (inches mm)

Series	A max	B max	C max	D ref	E	F	G
0603AF	0.071 1.80	0.044 1.12	0.036 0.91	0.015 0.38	0.030 0.76	0.013 0.33	0.034 0.86
0603CT	0.064 1.63	0.033 0.84	0.024 0.61		0.030 0.76	0.013 0.33	0.027 0.69
0603DC	0.067 1.70	0.039 0.99	0.035 0.89		0.028 0.71	0.013 0.33	0.041 1.04
0603HP	0.069 1.75	0.043 1.09	0.037 0.94	0.015 0.38	0.029 0.74	0.011 0.28	0.048 1.22
0603LS	0.071 1.80	0.050 1.27	0.044 1.12	0.015 0.38	0.030 0.76	0.013 0.33	0.034 0.86

0603HL



Part number	Inductance ±5% (nH)	Q typ	SRF typ (MHz)	DCR max (Ohms)	Irms (mA)
0603HL-331XJRC	330 @ 25 MHz	13 @ 25 MHz	420	0.970	330
0603HL-391XJRC	390 @ 25 MHz	13 @ 25 MHz	400	1.05	330
0603HL-471XJRC	470 @ 25 MHz	12 @ 25 MHz	200	1.15	300
0603HL-511XJRC	510 @ 25 MHz	12 @ 25 MHz	340	1.20	300
0603HL-561XJRC	560 @ 25 MHz	12 @ 25 MHz	330	1.35	300
0603HL-681XJRC	680 @ 25 MHz	12 @ 25 MHz	310	1.80	260
0603HL-821XJRC	820 @ 25 MHz	14 @ 25 MHz	290	2.45	190
0603HL-102XJRC	1000 @ 25 MHz	14 @ 25 MHz	250	2.80	190
0603HL-122XJRC	1200 @ 25 MHz	14 @ 25 MHz	230	3.20	180
0603HL-152XJRC	1500 @ 25 MHz	15 @ 25 MHz	190	4.10	150
0603HL-182XJRC	1800 @ 25 MHz	16 @ 25 MHz	180	5.30	140
0603HL-222XJRC	2200 @ 25 MHz	16 @ 25 MHz	165	5.90	130
0603HL-272XJRC	2700 @ 25 MHz	16 @ 25 MHz	150	7.00	120
0603HL-332XJRC	3300 @ 25 MHz	18 @ 25 MHz	135	9.10	110

0604HQ



Part number	Inductance ±5% (nH)	Q min	SRF min (GHz)	DCR max (Ohms)	Irms (A)	1.7 GHz	
						L typ	Q typ
0604HQ-1N1XJRC	115 @ 500 MHz	25	12.3	0.021	3.0	1.2	136
0604HQ-2N6XJRC	2.6 @ 500 MHz	45	9.30	0.026	2.0	2.6	163
0604HQ-4N5XJRC	4.5 @ 500 MHz	50	5.80	0.032	1.8	4.7	155
0604HQ-5N0XJRC	5.0 @ 500 MHz	60	5.30	0.032	1.6	5.2	178
0604HQ-6N8XJRC	6.8 @ 500 MHz	60	4.70	0.035	1.8	7.4	172
0604HQ-7N6XJRC	7.6 @ 500 MHz	60	4.40	0.035	1.5	7.9	137
0604HQ-10N1XJRC	10.4 @ 500 MHz	60	4.10	0.037	1.5	11.5	160

0805AF Ferrite



Part number	Inductance ±5% (µH)	Q typ	Impedance typ (Ohms)	SRF typ (MHz)	DCR max (Ohms)	Irms (mA)
0805AF-111XJRC	0.11 @ 7.9 MHz	18 @ 7.9 MHz	370 @ 500MHz	1260	0.05	940
0805AF-681XJRC	0.68 @ 7.9 MHz	19 @ 7.9 MHz	430 @ 100 MHz	425	0.30	660
0805AF-102XJRC	1.0 @ 7.9 MHz	17 @ 7.9 MHz	670 @ 100 MHz	355	0.39	650
0805AF-122XJRC	1.2 @ 7.9 MHz	19 @ 7.9 MHz	860 @ 100 MHz	375	0.64	440
0805AF-152XJRC	1.5 @ 7.9 MHz	20 @ 7.9 MHz	1000 @ 100 MHz	285	0.74	390
0805AF-182XJRC	1.8 @ 7.9 MHz	20 @ 7.9 MHz	1360 @ 100 MHz	300	0.98	370
0805AF-222XJRC	2.2 @ 7.9 MHz	19 @ 7.9 MHz	840 @ 50 MHz	105	0.98	350
0805AF-272XJRC	2.7 @ 7.9 MHz	19 @ 7.9 MHz	1050 @ 50MHz	100	1.16	320
0805AF-332XJRC	3.3 @ 7.9 MHz	19 @ 7.9 MHz	1670 @ 50 MHz	85	1.20	330
0805AF-472XJRC	4.7 @ 7.9 MHz	18 @ 7.9 MHz	950 @ 25 MHz	55	1.50	280
0805AF-682XJRC	6.8 @ 7.9 MHz	18 @ 7.9 MHz	450 @ 10MHz	37	1.90	240
0805AF-103XJRC	10 @ 2.5 MHz	18 @ 2.5 MHz	740 @ 10 MHz	26	2.20	230
0805AF-153XJRC	15 @ 2.5 MHz	17 @ 2.5 MHz	1300 @ 10MHz	20	4.25	150
0805AF-223XJRC	22 @ 2.5 MHz	17 @ 2.5 MHz	1620 @ 10 MHz	21	6.70	120

0805HP



Part number	Inductance (nH)	Percent tolerance*	Q typ	SRF typ (MHz)	DCR max (mOhms)	Irms (A)
0805HP-2N6XJRC	2.6 @ 250 MHz	5	100 @ 1500 MHz	9500	14.5	2.0
0805HP-6N2XJRC	6.2 @ 250 MHz	5	104 @ 1000 MHz	7200	27.2	1.5
0805HP-6N8XJRC	6.8 @ 250 MHz	5	90 @ 1000 MHz	6000	66.0	1.3
0805HP-11NX_RC	11 @ 250 MHz	5.2	93 @ 500 MHz	4750	39.0	1.6
0805HP-12NX_RC	12 @ 250 MHz	5.2	91 @ 500 MHz	4425	39.0	1.4
0805HP-13NX_RC	13 @ 250 MHz	5.2	91 @ 500 MHz	4100	39.0	1.4
0805HP-15NX_RC	15 @ 250 MHz	5.2	90 @ 500 MHz	3100	66.0	1.4
0805HP-18NX_RC	18 @ 250 MHz	5.2	95 @ 500 MHz	3650	50.0	1.2
0805HP-27NX_RC	27 @ 250 MHz	5.2	120 @ 500 MHz	2830	82.8	1.2
0805HP-33NX_RC	33 @ 250 MHz	5.2	100 @ 500 MHz	2410	87.0	1.1
0805HP-47NX_RC	47 @ 200 MHz	5.2	105 @ 500 MHz	2170	93.0	1.0
0805HP-50NX_RC	50 @ 200 MHz	5.2	115 @ 500 MHz	2010	123.6	1.0
0805HP-56NX_RC	56 @ 200 MHz	5.2	100 @ 500 MHz	1815	122.0	0.95
0805HP-62NX_RC	62 @ 200 MHz	5.2	114 @ 500 MHz	1820	144.0	0.90
0805HP-75NX_RC	75 @ 200 MHz	5.2	114 @ 500 MHz	1685	162.0	0.85
0805HP-82NX_RC	82 @ 150 MHz	5.2	103 @ 500 MHz	1525	168.0	0.82
0805HP-101X_RC	100 @ 150 MHz	5.2	100 @ 500 MHz	1400	220.0	0.72
0805HP-121X_RC	120 @ 150 MHz	5.2	80 @ 250 MHz	1265	293.0	0.62
0805HP-151X_RC	150 @ 100 MHz	5.2	80 @ 250 MHz	1150	288.0	0.60
0805HP-181X_RC	180 @ 100 MHz	5.2	77 @ 250 MHz	1025	374.0	0.54
0805HP-201X_RC	200 @ 100 MHz	5.2	75 @ 250 MHz	950	399.6	0.54
0805HP-221X_RC	220 @ 100 MHz	5.2	75 @ 250 MHz	930	426.0	0.50
0805HP-251X_RC	250 @ 100 MHz	5.2	74 @ 250 MHz	873	564.0	0.49
0805HP-271X_RC	270 @ 100 MHz	5.2	75 @ 100 MHz	830	754.3	0.42
0805HP-291X_RC	290 @ 100 MHz	5.2	54 @ 100 MHz	840	804.0	0.40
0805HP-311X_RC	310 @ 100 MHz	5.2	54 @ 100 MHz	820	824.4	0.40
0805HP-331X_RC	330 @ 100 MHz	5.2	54 @ 100 MHz	770	1003.6	0.36
0805HP-391X_RC	390 @ 100 MHz	5.2	52 @ 100 MHz	700	1109.9	0.33
0805HP-471X_RC	470 @ 50 MHz	5.2	52 @ 100 MHz	640	1559.4	0.28
0805HP-561X_RC	560 @ 25 MHz	5.2	46 @ 100 MHz	550	2067.4	0.24
0805HP-681X_RC	680 @ 25 MHz	5.2	46 @ 100 MHz	535	2355.4	0.21
0805HP-821X_RC	820 @ 25 MHz	5.2	50 @ 100 MHz	485	3945.5	0.18



0805CS



Part number	Inductance (nH)	Percent tolerance*	Q min	SRF typ (MHz)	DCR max (Ohms)	Irms (mA)
0805CS-020XJRC	2.8 @ 250 MHz	5	80 @ 1500 MHz	12200	0.06	800
0805CS-3N0XJRC	3.0 @ 250 MHz	5	65 @ 1500 MHz	12200	0.06	800
0805CS-030XJRC	3.3 @ 250 MHz	5	50 @ 1500 MHz	12200	0.08	600
0805CS-050XJRC	5.6 @ 250 MHz	5	65 @ 1000 MHz	5900	0.08	600
0805CS-060XJRC	6.8 @ 250 MHz	5	50 @ 1000 MHz	5600	0.11	600
0805CS-070XJRC	7.5 @ 250 MHz	5	50 @ 1000 MHz	4800	0.14	600
0805CS-080X_RC	8.2 @ 250 MHz	5.2	50 @ 1000 MHz	4400	0.12	600
0805CS-100X_RC	10 @ 250 MHz	5.2	60 @ 500 MHz	4300	0.10	600
0805CS-120X_RC	12 @ 250 MHz	5.2	50 @ 500 MHz	4000	0.15	600
0805CS-150X_RC	15 @ 250 MHz	5.2	50 @ 500 MHz	3200	0.17	600
0805CS-180X_RC	18 @ 250 MHz	5.2	50 @ 500 MHz	3100	0.20	600
0805CS-220X_RC	22 @ 250 MHz	5.2	55 @ 500 MHz	2600	0.22	500
0805CS-240X_RC	24 @ 250 MHz	5.2	50 @ 500 MHz	2400	0.22	500
0805CS-270X_RC	27 @ 250 MHz	5.2	55 @ 500 MHz	2580	0.25	500
0805CS-330X_RC	33 @ 250 MHz	5.2,1	60 @ 500 MHz	2150	0.27	500
0805CS-360X_RC	36 @ 250 MHz	5.2,1	55 @ 500 MHz	1900	0.27	500
0805CS-390X_RC	39 @ 250 MHz	5.2,1	60 @ 500 MHz	2000	0.29	500
0805CS-430X_RC	43 @ 200 MHz	5.2,1	60 @ 500 MHz	1800	0.34	500
0805CS-470X_RC	47 @ 200 MHz	5.2,1	60 @ 500 MHz	1700	0.31	500
0805CS-560X_RC	56 @ 200 MHz	5.2,1	60 @ 500 MHz	1600	0.34	500
0805CS-680X_RC	68 @ 200 MHz	5.2,1	60 @ 500 MHz	1500	0.38	500
0805CS-820X_RC	82 @ 150 MHz	5.2,1	65 @ 500 MHz	1330	0.42	400
0805CS-910X_RC	91 @ 150 MHz	5.2,1	65 @ 500 MHz	1330	0.48	400
0805CS-101X_RC	100 @ 150 MHz	5.2,1	65 @ 500 MHz	1250	0.46	400
0805CS-111X_RC	110 @ 150 MHz	5.2,1	50 @ 250 MHz	1100	0.48	400
0805CS-121X_RC	120 @ 150 MHz	5.2,1	50 @ 250 MHz	1100	0.51	400
0805CS-151X_RC	150 @ 100 MHz	5.2,1	50 @ 250 MHz	920	0.56	400
0805CS-181X_RC	180 @ 100 MHz	5.2,1	50 @ 250 MHz	920	0.64	400
0805CS-221X_RC	220 @ 100 MHz	5.2	50 @ 250 MHz	820	0.70	400
0805CS-241X_RC	240 @ 100 MHz	5.2	44 @ 250 MHz	770	1.00	350
0805CS-271X_RC	270 @ 100 MHz	5.2	48 @ 250 MHz	730	1.00	350
0805CS-331X_RC	330 @ 100 MHz	5.2	48 @ 250 MHz	650	1.40	310
0805CS-391X_RC	390 @ 100 MHz	5.2	48 @ 250 MHz	600	1.50	290
0805CS-471X_RC	470 @ 50 MHz	5.2	33 @ 100 MHz	375	1.76	250
0805CS-561X_RC	560 @ 25 MHz	5.2	23 @ 50 MHz	330	1.90	230
0805CS-681X_RC	680 @ 25 MHz	5.2	23 @ 50 MHz	310	2.20	190
0805CS-821X_RC	820 @ 25 MHz	5.2	23 @ 50 MHz	310	2.35	180
0805CS-102X_RC	1000 @ 25 MHz	5.2	20 @ 50 MHz	180	3.20	175
0805CS-122X_RC	1200 @ 25 MHz	5.2	22 @ 50 MHz	224	3.50	156
0805CS-152X_RC	1500 @ 25 MHz	5.2	10 @ 25 MHz	82	1.90	200
0805CS-182X_RC	1800 @ 25 MHz	5.2	15 @ 25 MHz	69	2.42	250
0805CS-222X_RC	2200 @ 25 MHz	5.2	16 @ 25 MHz	105	4.00	140
0805CS-272X_RC	2700 @ 25 MHz	5.2	18 @ 50 MHz	130	4.50	175
0805CS-332X_RC	3300 @ 25 MHz	5.2	22 @ 25 MHz	110	7.50	80
0805CS-472X_RC	4700 @ 25 MHz	5.2	14 @ 25 MHz	75	6.20	80
0805CS-562X_RC	5600 @ 7.9 MHz	5.2	20 @ 10 MHz	75	7.00	100
0805CS-682X_RC	6800 @ 7.9 MHz	5.2	20 @ 10 MHz	65	9.80	80
0805CS-822X_RC	8200 @ 7.9 MHz	5.2	20 @ 10 MHz	65	11	75
0805CS-103X_RC	10000 @ 7.9 MHz	5.2	20 @ 10 MHz	60	12	70



0805HQ



Part number	Inductance (nH)	Percent tolerance*	Q min	SRF min (MHz)	DCR max (Ohms)	Irms (A)
0805HQ-2N5XJRC	2.5 @ 250 MHz	5	80	10300	0.020	1.6
0805HQ-5N6XJRC	5.6 @ 250 MHz	5	98	6100	0.035	1.6
0805HQ-6N2XJRC	6.2 @ 250 MHz	5	88	4750	0.035	1.6
0805HQ-12NXJRC	12 @ 250 MHz	5	80	3000	0.045	1.6
0805HQ-16NX_RC	16 @ 250 MHz	5.2	72	2950	0.060	1.5
0805HQ-18NX_RC	18 @ 250 MHz	5.2	75	2550	0.060	1.4
0805HQ-20NX_RC	20 @ 250 MHz	5.2	70	2050	0.055	1.4
0805HQ-27NX_RC	27 @ 250 MHz	5.2	75	2000	0.070	1.3
0805HQ-30NX_RC	30 @ 250 MHz	5.2	65	1950	0.095	1.2
0805HQ-39NX_RC	39 @ 250 MHz	5.2	65	1600	0.110	1.1
0805HQ-48NX_RC	48 @ 200 MHz	5.2	65	1400	0.095	1.2
0805HQ-51NX_RC	51 @ 200 MHz	5.2	65	1400	0.120	1.0

0805HT

Part number	Inductance (nH)	Percent tolerance*	Q min	SRF min (MHz)	DCR max (Ohms)	Irms (mA)
0805HT-1N8TJRC	1.8 @ 250 MHz	5	55 @ 1500 MHz	9400	0.030	800
0805HT-2N0TJRC	2.0 @ 250 MHz	5	55 @ 1000 MHz	11500	0.018	800
0805HT-3N9TJRC	3.9 @ 250 MHz	5	50 @ 1000 MHz	6100	0.055	800
0805HT-4N3TJRC	4.3 @ 250 MHz	5	80 @ 1000 MHz	6164	0.030	800
0805HT-4N7TJRC	4.7 @ 250 MHz	5	50 @ 1000 MHz	5500	0.060	800
0805HT-5N1TJRC	5.1 @ 250 MHz	5	45 @ 1000 MHz	6100	0.069	800
0805HT-5N6TJRC	5.6 @ 250 MHz	5	45 @ 1000 MHz	5800	0.091	800
0805HT-6N8TJRC	6.8 @ 250 MHz	5	50 @ 1000 MHz	4800	0.080	800
0805HT-7N5TJRC	7.5 @ 250 MHz	5	47 @ 1000 MHz	4600	0.082	800
0805HT-8N2TJRC	8.2 @ 250 MHz	5	50 @ 1000 MHz	4800	0.080	800
0805HT-9N1TJRC	9.1 @ 250 MHz	5	54 @ 750 MHz	3900	0.105	800
0805HT-10NT_RC	10 @ 250 MHz	5.2	55 @ 750 MHz	3300	0.080	800
0805HT-12NT_RC	12 @ 250 MHz	5.2	55 @ 750 MHz	3800	0.10	800
0805HT-15NT_RC	15 @ 250 MHz	5.2	50 @ 500 MHz	2950	0.10	800
0805HT-18NT_RC	18 @ 250 MHz	5.2	50 @ 500 MHz	3100	0.13	800
0805HT-20NT_RC	20 @ 250 MHz	5.2	50 @ 500 MHz	2700	0.17	800
0805HT-22NT_RC	22 @ 250 MHz	5.2	50 @ 500 MHz	2900	0.15	800
0805HT-27NT_RC	27 @ 250 MHz	5.2	50 @ 500 MHz	2450	0.19	700
0805HT-33NT_RC	33 @ 250 MHz	5.2	55 @ 500 MHz	2350	0.19	600
0805HT-39NT_RC	39 @ 250 MHz	5.2,1	55 @ 500 MHz	2200	0.27	600
0805HT-47NT_RC	47 @ 200 MHz	5.2,1	50 @ 500 MHz	2000	0.30	600
0805HT-56NT_RC	56 @ 200 MHz	5.2,1	50 @ 500 MHz	1850	0.39	500
0805HT-68NT_RC	68 @ 200 MHz	5.2,1	50 @ 500 MHz	1500	0.40	500
0805HT-82NT_RC	82 @ 150 MHz	5.2,1	50 @ 500 MHz	1500	0.44	500
0805HT-R10T_RC	100 @ 150 MHz	5.2	50 @ 500 MHz	1200	0.64	400
0805HT-R12T_RC	120 @ 150 MHz	5.2	40 @ 250 MHz	1150	0.68	300
0805HT-R15T_RC	150 @ 150 MHz	5.2	40 @ 250 MHz	1050	0.80	300
0805HT-R18T_RC	180 @ 150 MHz	5.2	40 @ 250 MHz	830	0.86	300
0805HT-R22T_RC	220 @ 150 MHz	5.2	39 @ 150 MHz	820	1.29	200
0805HT-R27T_RC	270 @ 150 MHz	5.2	33 @ 150 MHz	790	1.40	200
0805HT-R33T_RC	330 @ 150 MHz	5.2	32 @ 150 MHz	730	1.93	200
0805HT-R39T_RC	390 @ 100 MHz	5.2	30 @ 150 MHz	675	2.80	200
0805HT-R47T_RC	470 @ 100 MHz	5.2	30 @ 150 MHz	610	3.10	200
0805HT-R50T_RC	500 @ 50 MHz	5.2	20 @ 50 MHz	585	3.20	200

Which chip inductor family should you use?

	Ceramic (SUFFIX, BODY SIZE)					Ferrite (SUFFIX, BODY SIZE)				
Highest Q	DC	HP	HQ	CS	LS	DF	AF	LS	PB	RB
Lowest DCR	DC	HP	DS			DF	AF	LS		
Highest I	HP					DF	AF	LS		
Highest L	HL					DF	LS			
Lowest Profile	CT	HT				FL				

1008CS

Part number	Inductance (nH)	Percent tolerance*	Q min	SRF min (MHz)	DCR max (Ohms)	Irms (mA)
1008CS-100X_RC	10 @ 50 MHz	5.2	50 @ 500 MHz	4100	0.08	1000
1008CS-120X_RC	12 @ 50 MHz	5.2	50 @ 500 MHz	3300	0.09	1000
1008CS-150X_RC	15 @ 50 MHz	5.2	50 @ 500 MHz	2500	0.10	1000
1008CS-180X_RC	18 @ 50 MHz	5.2	50 @ 350 MHz	2500	0.11	1000
1008CS-220X_RC	22 @ 50 MHz	5.2,1	55 @ 350 MHz	2400	0.12	1000
1008CS-270X_RC	27 @ 50 MHz	5.2	55 @ 350 MHz	1600	0.13	1000
1008CS-330X_RC	33 @ 50 MHz	5.2	60 @ 350 MHz	1600	0.14	1000
1008CS-390X_RC	39 @ 50 MHz	5.2,1	60 @ 350 MHz	1500	0.15	1000
1008CS-470X_RC	47 @ 50 MHz	5.2,1	65 @ 350 MHz	1500	0.16	1000
1008CS-560X_RC	56 @ 50 MHz	5.2,1	65 @ 350 MHz	1300	0.18	1000
1008CS-680X_RC	68 @ 50 MHz	5.2,1	65 @ 350 MHz	1300	0.20	1000
1008CS-820X_RC	82 @ 50 MHz	5.2,1	60 @ 350 MHz	1000	0.22	1000
1008CS-101X_RC	100 @ 25 MHz	5.2,1	60 @ 350 MHz	1000	0.56	650
1008CS-121X_RC	120 @ 25 MHz	5.2,1	60 @ 350 MHz	950	0.63	650
1008CS-151X_RC	150 @ 25 MHz	5.2,1	45 @ 100 MHz	850	0.70	580
1008CS-181X_RC	180 @ 25 MHz	5.2,1	45 @ 100 MHz	750	0.77	620
1008CS-221X_RC	220 @ 25 MHz	5.2,1	45 @ 100 MHz	700	0.84	500
1008CS-271X_RC	270 @ 25 MHz	5.2,1	45 @ 100 MHz	600	0.91	500
1008CS-331X_RC	330 @ 25 MHz	5.2,1	45 @ 100 MHz	570	1.05	450
1008CS-391X_RC	390 @ 25 MHz	5.2,1	45 @ 100 MHz	500	1.12	470
1008CS-471X_RC	470 @ 25 MHz	5.2,1	45 @ 100 MHz	450	1.19	470
1008CS-561X_RC	560 @ 25 MHz	5.2,1	45 @ 100 MHz	415	1.33	400
1008CS-621X_RC	620 @ 25 MHz	5.2,1	45 @ 100 MHz	375	1.40	300
1008CS-681X_RC	680 @ 25 MHz	5.2,1	45 @ 100 MHz	375	1.47	400
1008CS-751X_RC	750 @ 25 MHz	5.2,1	45 @ 100 MHz	360	1.54	360
1008CS-821X_RC	820 @ 25 MHz	5.2,1	45 @ 100 MHz	350	1.61	400
1008CS-911X_RC	910 @ 25 MHz	5.2,1	35 @ 50 MHz	320	1.68	380
1008CS-102X_RC	1000 @ 25 MHz	5.2,1	35 @ 50 MHz	290	1.75	370
1008CS-122X_RC	1200 @ 7.9 MHz	5.2	35 @ 50 MHz	250	2.00	310
1008CS-132X_RC	1300 @ 7.9 MHz	5.2	25 @ 50 MHz	200	2.25	310
1008CS-152X_RC	1500 @ 7.9 MHz	5.2	28 @ 50 MHz	200	2.3	330
1008CS-182X_RC	1800 @ 7.9 MHz	5.2	28 @ 50 MHz	160	2.6	300
1008CS-222X_RC	2200 @ 7.9 MHz	5.2	28 @ 50 MHz	160	2.8	280
1008CS-272X_RC	2700 @ 7.9 MHz	5.2	22 @ 25 MHz	140	3.2	290
1008CS-332X_RC	3300 @ 7.9 MHz	5.2	22 @ 25 MHz	110	3.4	290
1008CS-392X_RC	3900 @ 7.9 MHz	5.2	20 @ 25 MHz	100	3.6	260
1008CS-472X_RC	4700 @ 7.9 MHz	5.2	20 @ 25 MHz	90	4.0	260
1008CS-562XJEC	5600 @ 7.9 MHz	5	16 @ 7.9 MHz	20	4.0	240
1008CS-682XJEC	6800 @ 7.9 MHz	5	18 @ 7.9 MHz	40	4.9	200
1008CS-822XJEC	8200 @ 7.9 MHz	5	18 @ 7.9 MHz	25	6.0	170

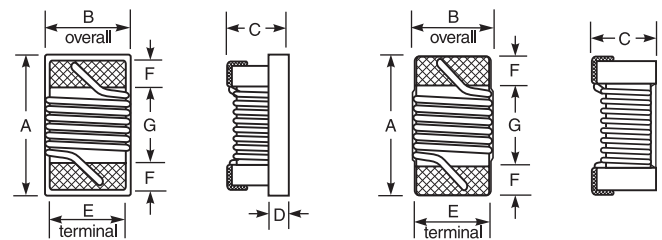
* Bold numbers indicate tolerances carried in stock. When ordering, please replace underscore in part number with the proper tolerance code: F = 1%, G = 2%, J = 5%. (e.g. 1008CS-822XJEC for a 5% tolerance part.)

0805LS Ferrite

Part number	Inductance (µH)	Percent tolerance*	Q min	SRF min (MHz)	DCR max (Ohms)	Irms (A)
0805LS-78NX_RC	0.078 @ 7.9 MHz	5.2	19	1440	0.042	2.0
0805LS-111X_RC	0.110 @ 7.9 MHz	5.2	19	1200	0.05	2.0
0805LS-471X_RC	0.470 @ 7.9 MHz	5.2	19	500	0.31	0.720
0805LS-681X_RC	0.680 @ 7.9 MHz	5.2	20	400	0.46	0.590
0805LS-102X_RC	1.0 @ 7.9 MHz	5.2	20	340	0.69	0.500
0805LS-122X_RC	1.2 @ 7.9 MHz	5.2	15	280	1.20	0.400
0805LS-152X_RC	1.5 @ 7.9 MHz	5.2	20	275	1.03	0.490
0805LS-182X_RC	1.8 @ 7.9 MHz	5.2	20	246	1.15	0.410
0805LS-222X_RC	2.2 @ 7.9 MHz	5.2	20	106	1.28	0.365
0805LS-272X_RC	2.7 @ 7.9 MHz	5.2	20	105	1.48	0.350
0805LS-332X_RC	3.3 @ 7.9 MHz	5.2	20	83	1.57	0.330
0805LS-392X_RC	3.9 @ 7.9 MHz	5.2	20	52	1.70	0.300
0805LS-472X_RC	4.7 @ 7.9 MHz	5.2	20	50	1.87	0.280
0805LS-682X_RC	6.8 @ 7.9 MHz	5.2	20	35	2.25	0.260
0805LS-822X_RC	8.2 @ 2.5 MHz	5.2	18	27	2.55	0.250
0805LS-103X_RC	10 @ 2.5 MHz	5.2	18	21	3.45	0.200
0805LS-153X_RC	15 @ 2.5 MHz	5.2	18	17	5.03	0.180
0805LS-223X_RC	22 @ 2.5 MHz	5.2	18	13	6.18	0.150
0805LS-273X_RC	27 @ 2.5 MHz	5.2	15	11	11.04	0.120

0604HQ, 0805AF, 0805CS, 0805HQ, 0805LS, 1008CS,

0603HL, 0805HP, 0805HT



Dimensions (inches mm)

Series	A max	B max	C max	D ref	E	F	G
0604HQ	0.071 1.80	0.047 1.19	0.037 0.94		0.030 0.76	0.011 0.28	0.038 0.97
0805AF	0.073 1.85	0.054 1.37	0.047 1.19	0.025 0.64	0.040 1.02	0.013 0.33	0.034 0.86
0805CS	0.090 2.29	0.068 1.73	0.060 1.52	0.020 0.51	0.050 1.27	0.016 0.41	0.040 1.02
0805HP	0.090 2.29	0.068 1.73	0.060 1.52	0.020 0.51	0.050 1.27	0.017 0.43	0.046 1.17
0805HQ	0.087 2.21	0.068 1.73	0.061 1.55		0.061 1.55	0.012 0.30	0.063 1.61
0805HT	0.090 2.29	0.068 1.73	0.060 1.52	0.020 0.51	0.050 1.27	0.020 0.51	0.040 1.02
0805LS	0.085 2.16	0.060 1.52	0.035 0.89		0.050 1.27	0.017 0.43	0.045 1.14
1008CS	0.090 2.29	0.075 1.91	0.063 1.60	0.020 0.51	0.050 1.27	0.020 0.51	0.040 1.02
	0.115 2.92	0.110 2.79	0.080 2.03	0.020 0.51	0.080 2.03	0.020 0.51	0.060 1.52

1008AF Ferrite

Part number	Inductance (µH)	Percent tolerance*	Q typ	SRF min (MHz)	DCR max (Ohms)	Isat (A)	Irms (A)
1008AF-901X_RC	0.9 @ 2.5 MHz	10.5	25	415	0.100	1.4	1.3
1008AF-112X_RC	1.1 @ 2.5 MHz	10.5	24	376	0.105	1.3	1.2
1008AF-132X_RC	1.3 @ 2.5 MHz	10.5	37	198	0.110	1.2	1.1
1008AF-152X_RC	1.5 @ 2.5 MHz	10.5	22	135	0.125	1.1	1.0
1008AF-192X_RC	1.9 @ 2.5 MHz	10.5	29	126	0.140	1.0	1.0
1008AF-222X_RC	2.2 @ 2.5 MHz	10.5	21	106	0.155	0.95	0.95
1008AF-272X_RC	2.7 @ 2.5 MHz	10.5	22	70	0.190	0.80	0.90
1008AF-332X_RC	3.3 @ 2.5 MHz	10.5	21	59	0.210	0.75	0.80
1008AF-392X_RC	3.9 @ 2.5 MHz	10.5	21	55	0.220	0.70	0.80
1008AF-472X_RC	4.7 @ 2.5 MHz	10.5	27	48	0.435	0.70	0.65
1008AF-582X_RC	5.8 @ 2.5 MHz	10.5	21	37	0.280	0.55	0.75
1008AF-682X_RC	6.8 @ 2.5 MHz	10.5	28	33	0.315	0.50	0.70
1008AF-822X_RC	8.2 @ 2.5 MHz	10.5	22	33.8	0.340	0.50	0.65
1008AF-103X_RC	10.0 @ 2.5 MHz	10.5	24	22	0.460	0.45	0.55

1008CT

Part number	Inductance (nH)	Percent tolerance*	Q min	SRF min (MHz)	DCR max (Ohms)	Irms (mA)
1008CT-040XJRC	4.7 @ 50 MHz	5	28 @ 500 MHz	7500	0.15	600
1008CT-080X_RC	8.2 @ 50 MHz	5.2	40 @ 500 MHz	5000	0.22	600
1008CT-100XJRC	10 @ 50 MHz	5	40 @ 500 MHz	3000	0.22	600
1008CT-150X_RC	15 @ 50 MHz	5.2	40 @ 500 MHz	3000	0.22	600
1008CT-200X_RC	20 @ 50 MHz	5.2	50 @ 500 MHz	2400	0.33	600
1008CT-300X_RC	30 @ 50 MHz	5.2	50 @ 500 MHz	2400	0.38	600
1008CT-400X_RC	40 @ 50 MHz	5.2	60 @ 500 MHz	2000	0.43	600
1008CT-500X_RC	50 @ 50 MHz	5.2	60 @ 500 MHz	1900	0.48	600
1008CT-600X_RC	60 @ 50 MHz	5.2,1	60 @ 500 MHz	1800	0.52	600
1008CT-700X_RC	70 @ 50 MHz	5.2,1	60 @ 500 MHz	1700	0.55	510
1008CT-800X_RC	80 @ 50 MHz	5.2,1	60 @ 500 MHz	1400	0.56	510
1008CT-900X_RC	90 @ 50 MHz	5.2	65 @ 500 MHz	1400	0.61	500
1008CT-101X_RC	100 @ 50 MHz	5.2	60 @ 500 MHz	1000	0.63	480

1008HT

Part number	Inductance (nH)	Percent tolerance*	Q min	SRF min (MHz)	DCR max (Ohms)	Irms (mA)
1008HT-3N3TJLC	3.3 @ 250 MHz	5	65 @ 1500 MHz	7900	0.025	1000
1008HT-6N8TJLC	6.8 @ 250 MHz	5	70 @ 1500 MHz	5500	0.05	1000
1008HT-7N2TJLC	7.2 @ 250 MHz	5	70 @ 1500 MHz	4800	0.05	1000
1008HT-12NTJLC	12 @ 250 MHz	5	55 @ 700 MHz	3800	0.065	1000
1008HT-15NTJLC	15 @ 250 MHz	5	55 @ 700 MHz	2800	0.08	1000
1008HT-18NTJLC	18 @ 250 MHz	5	55 @ 500 MHz	3000	0.09	1000
1008HT-22NTJLC	22 @ 250 MHz	5	55 @ 500 MHz	2600	0.11	950
1008HT-27NT_LC	27 @ 250 MHz	5.2	55 @ 500 MHz	2400	0.13	850
1008HT-33NT_LC	33 @ 200 MHz	5.2	55 @ 350 MHz	2000	0.135	760
1008HT-39NT_LC	39 @ 200 MHz	5.2	55 @ 350 MHz	1900	0.17	700
1008HT-47NT_LC	47 @ 200 MHz	5.2,1	55 @ 350 MHz	1500	0.18	660
1008HT-56NT_LC	56 @ 150 MHz	5.2,1	50 @ 300 MHz	1500	0.18	620
1008HT-68NT_LC	68 @ 150 MHz	5.2,1	50 @ 300 MHz	1500	0.23	550
1008HT-82NT_LC	82 @ 150 MHz	5.2,1	40 @ 250 MHz	1300	0.35	500
1008HT-R10T_LC	100 @ 100 MHz	5.2,1	40 @ 250 MHz	1200	0.64	420
1008HT-R12T_LC	120 @ 100 MHz	5.2,1	40 @ 200 MHz	1090	0.55	350
1008HT-R14T_LC	140 @ 100 MHz	5.2,1	40 @ 200 MHz	1100	0.70	320
1008HT-R15T_LC	150 @ 100 MHz	5.2,1	40 @ 200 MHz	960	0.75	300
1008HT-R18T_LC	180 @ 50 MHz	5.2,1	40 @ 200 MHz	920	1.02	250
1008HT-R22T_LC	220 @ 50 MHz	5.2,1	34 @ 100 MHz	750	1.15	250
1008HT-R24T_LC	240 @ 50 MHz	5.2	32 @ 100 MHz	800	1.15	250
1008HT-R27T_LC	270 @ 50 MHz	5.2	32 @ 100 MHz	770	1.25	250
1008HT-R33T_LC	330 @ 25 MHz	5.2	32 @ 100 MHz	635	1.35	250
1008HT-R39T_LC	390 @ 25 MHz	5.2	32 @ 100 MHz	555	1.45	250
1008HT-R47T_LC	470 @ 25 MHz	5.2	32 @ 100 MHz	530	1.65	240
1008HT-R56T_LC	560 @ 25 MHz	5.2	32 @ 100 MHz	485	1.90	240

1008HQ

Part number	Inductance (nH)	Percent tolerance*	Q min	SRF min (GHz)	DCR max (Ohms)	Irms (A)
1008HQ-3N0XJLC	3.0 @ 50 MHz	5	70	810	0.04	1.6
1008HQ-4N1XJLC	4.1 @ 50 MHz	5	75	620	0.05	1.6
1008HQ-7N8XJLC	7.8 @ 50 MHz	5	75	3.80	0.05	1.6
1008HQ-10NX_LC	10 @ 50 MHz	5.2	60	3.60	0.06	1.6
1008HQ-12NX_LC	12 @ 50 MHz	5.2	70	2.80	0.06	1.5
1008HQ-18NX_LC	18 @ 50 MHz	5.2,1	62	2.70	0.07	1.4
1008HQ-22NX_LC	22 @ 50 MHz	5.2	62	2.05	0.07	1.4
1008HQ-33NX_LC	33 @ 50 MHz	5.2	75	1.70	0.09	1.3
1008HQ-36NX_LC	36 @ 50 MHz	5.2	65	1.40	0.09	1.3
1008HQ-39NX_LC	39 @ 50 MHz	5.2	75	1.30	0.09	1.3
1008HQ-47NX_LC	47 @ 50 MHz	5.2,1	75	1.45	0.12	1.2
1008HQ-56NX_LC	56 @ 50 MHz	5.2,1	75	1.23	0.12	1.2
1008HQ-68NX_LC	68 @ 50 MHz	5.2,1	80	1.15	0.13	1.1
1008HQ-82NX_LC	82 @ 50 MHz	5.2	80	1.06	0.16	1.1
1008HQ-R10X_LC	100 @ 50 MHz	5.2	62	0.82	0.16	1.0

1008LS Ferrite

Part number	Inductance ±5% (µH)	Percent Q min	SRF min (MHz)	DCR max (Ohms)	Irms (mA)	Color code
1008LS-102XJEC	10 @ 7.9 MHz	48 @ 50 MHz	230	0.62	700	Black
1008LS-122XJEC	12 @ 7.9 MHz	37 @ 50 MHz	210	0.68	650	Red
1008LS-152XJEC	15 @ 7.9 MHz	37 @ 50 MHz	190	0.76	630	Green
1008LS-182XJEC	18 @ 7.9 MHz	37 @ 50 MHz	170	0.84	600	Gray
1008LS-222XJEC	22 @ 7.9 MHz	37 @ 50 MHz	150	1.10	520	Red
1008LS-272XJEC	27 @ 7.9 MHz	37 @ 50 MHz	135	1.28	490	Violet
1008LS-332XJEC	33 @ 7.9 MHz	37 @ 50 MHz	120	1.46	450	Orange
1008LS-392XJEC	3.9 @ 7.9 MHz	37 @ 7.9 MHz	105	1.56	420	White
1008LS-432XJEC	4.3 @ 7.9 MHz	30 @ 7.9 MHz	85	1.70	400	Orange
1008LS-472XJEC	4.7 @ 7.9 MHz	32 @ 7.9 MHz	90	1.68	400	Violet
1008LS-502XJEC	5.0 @ 7.9 MHz	25 @ 7.9 MHz	30	2.20	360	Black
1008LS-562XJEC	5.6 @ 7.9 MHz	37 @ 7.9 MHz	80	1.82	380	Blue
1008LS-622XJEC	6.2 @ 7.9 MHz	32 @ 7.9 MHz	75	2.50	330	Red
1008LS-682XJEC	6.8 @ 7.9 MHz	37 @ 7.9 MHz	70	2.00	360	Gray
1008LS-822XJEC	8.2 @ 7.9 MHz	37 @ 7.9 MHz	65	2.65	330	Red
1008LS-912XJEC	9.1 @ 7.9 MHz	37 @ 7.9 MHz	57	2.90	310	Brown
1008LS-103XJEC	10 @ 7.9 MHz	37 @ 7.9 MHz	60	2.95	300	Black
1008LS-123XJEC	12 @ 2.5 MHz	28 @ 2.5 MHz	38	3.30	290	Red
1008LS-153XJEC	15 @ 2.5 MHz	34 @ 2.5 MHz	30	3.70	280	Green
1008LS-183XJEC	18 @ 2.5 MHz	28 @ 2.5 MHz	26	4.00	160	Gray
1008LS-223XJEC	22 @ 2.5 MHz	20 @ 2.5 MHz	22	6.14	270	Red
1008LS-273XJEC	27 @ 2.5 MHz	24 @ 2.5 MHz	12	6.45	210	Violet
1008LS-333XJEC	33 @ 2.5 MHz	22 @ 2.5 MHz	19	7.00	200	Orange
1008LS-393XJEC	39 @ 2.5 MHz	33 @ 2.5 MHz	26	10.0	170	White
1008LS-473XJEC	47 @ 2.5 MHz	20 @ 2.5 MHz	12	10.7	160	Violet
1008LS-563XJEC	56 @ 2.5 MHz	20 @ 2.5 MHz	8.0	10.0	170	Blue
1008LS-683XJEC	68 @ 0.79 MHz	14 @ 0.79 MHz	5.7	13.5	145	Gray
1008LS-104XJEC	100 @ 0.79 MHz	13 @ 0.79 MHz	4.5	20.5	120	Black

1206CS

Part number	Inductance (nH)	Percent tolerance*	Q min	SRF min (MHz)	DCR max (Ohms)	Irms (mA)
1206CS-030XJEC	3.3 @ 100 MHz	5	30 @ 300 MHz	6200	0.050	1000
1206CS-060XJEC	6.8 @ 100 MHz	5	30 @ 300 MHz	5500	0.070	1000
1206CS-100XJEC	10 @ 100 MHz	5	40 @ 300 MHz	4000	0.080	1000
1206CS-120X_EC	12 @ 100 MHz	5.2	40 @ 300 MHz	3200	0.080	1000
1206CS-150X_EC	15 @ 100 MHz	5.2	40 @ 300 MHz	3200	0.100	1000
1206CS-180X_EC	18 @ 100 MHz	5.2	50 @ 300 MHz	2800	0.100	1000
1206CS-220X_EC	22 @ 100 MHz	5.2	50 @ 300 MHz	2200	0.100	1000
1206CS-270X_EC	27 @ 100 MHz	5.2	50 @ 300 MHz	1800	0.110	1000
1206CS-330X_EC	33 @ 100 MHz	5.2	55 @ 300 MHz	1800	0.110	1000
1206CS-390X_EC	39 @ 100 MHz	5.2	55 @ 300 MHz	1800	0.120	1000
1206CS-470X_EC	47 @ 100 MHz	5.2	55 @ 300 MHz	1500	0.130	1000
1206CS-560X_EC	56 @ 100 MHz	5.2,1	55 @ 300 MHz	1450	0.140	1000
1206CS-680X_EC	68 @ 100 MHz	5.2,1	55 @ 300 MHz	1200	0.260	900
1206CS-820X_EC	82 @ 100 MHz	5.2,1	55 @ 300 MHz	1200	0.210	900
1206CS-101X_EC	100 @ 100 MHz	5.2,1	55 @ 300 MHz	1100	0.260	850
1206CS-121X_EC	120 @ 100 MHz	5.2,1	60 @ 300 MHz	1100	0.260	800
1206CS-151X_EC	150 @ 100 MHz	5.2,1	60 @ 300 MHz	950	0.310	750
1206CS-181X_EC	180 @ 50 MHz	5.2,1	60 @ 300 MHz	900	0.430	700
1206CS-221X_EC	220 @ 50 MHz	5.2,1	60 @ 300 MHz	760	0.500	670
1206CS-271X_EC	270 @ 50 MHz	5.2,1	55 @ 300 MHz	730	0.560	630
1206CS-331X_EC	330 @ 50 MHz	5.2,1	45 @ 150 MHz	650	0.620	590
1206CS-391X_EC	390 @ 50 MHz	5.2,1	45 @ 150 MHz	600	0.750	530
1206CS-471X_EC	470 @ 50 MHz	5.2,1	45 @ 150 MHz	550	1.30	490
1206CS-561X_EC	560 @ 35 MHz	5.2,1	45 @ 150 MHz	470	1.34	460
1206CS-621X_EC	620 @ 35 MHz	5.2,1	45 @ 150 MHz	470	1.58	460
1206CS-681X_EC	680 @ 35 MHz	5.2,1	45 @ 150 MHz	450	1.58	430
1206CS-751X_EC	750 @ 35 MHz	5.2,1	45 @ 150 MHz	440	2.25	320
1206CS-821X_EC	820 @ 35 MHz	5.2,1	45 @ 150 MHz	420	1.82	400
1206CS-911X_EC	910 @ 35 MHz	5.2,1	45 @ 150 MHz	410	2.95	310
1206CS-102X_EC	1000 @ 35 MHz	5.2,1	45 @ 150 MHz	400	2.80	320
1206CS-122X_EC	1200 @ 35 MHz	5.2,1	45 @ 150 MHz	380	3.20	300

Q200
125°

1812CS



Part number	Inductance (µH)	Percent tolerance*	Q typ	SRF min (MHz)	DCR max (Ohms)	I _{rms} (mA)
1812CS-102XJLC	10 @ 7.9 MHz	5	60 @ 50 MHz	310	12	480
1812CS-122XJLC	12 @ 7.9 MHz	5	62 @ 50 MHz	230	12	480
1812CS-152X_LC	15 @ 7.9 MHz	5.2	65 @ 50 MHz	210	16	430
1812CS-182XJLC	18 @ 7.9 MHz	5	68 @ 50 MHz	190	20	380
1812CS-222X_LC	22 @ 7.9 MHz	5.2	63 @ 50 MHz	170	22	340
1812CS-272X_LC	27 @ 7.9 MHz	5.2	63 @ 50 MHz	160	3.2	300
1812CS-332X_LC	33 @ 7.9 MHz	5.2	65 @ 50 MHz	145	3.8	270
1812CS-392X_LC	39 @ 7.9 MHz	5.2	69 @ 50 MHz	130	5.0	240
1812CS-472XJLC	47 @ 7.9 MHz	5	63 @ 50 MHz	115	5.4	230
1812CS-562XJLC	56 @ 7.9 MHz	5	59 @ 50 MHz	100	5.7	220
1812CS-682XJLC	68 @ 7.9 MHz	5	60 @ 50 MHz	90	6.6	210
1812CS-822X_LC	82 @ 7.9 MHz	5.2	47 @ 50 MHz	80	7.0	200
1812CS-103XJLC	10 @ 7.9 MHz	5	36 @ 50 MHz	70	7.7	190
1812CS-123XJLC	12 @ 2.5 MHz	5	35 @ 10 MHz	60	8.7	180
1812CS-153X_LC	15 @ 2.5 MHz	5.2	34 @ 10 MHz	50	9.6	170
1812CS-183XJLC	18 @ 2.5 MHz	5	30 @ 10 MHz	45	10.5	160
1812CS-223X_LC	22 @ 2.5 MHz	5.2	32 @ 10 MHz	40	11.5	155
1812CS-273XJLC	27 @ 2.5 MHz	5	29 @ 10 MHz	30	12.5	150
1812CS-333X_LC	33 @ 2.5 MHz	5.2	20 @ 10 MHz	20	13.5	145

1812FS



Part number	Inductance (µH)	Percent tolerance*	Q min	DCR max (Ohms)	SRF typ (MHz)	Isat (mA)	I _{rms} (mA)
1812FS-102_LC	1.0	10.5	30	0.070	320	3100	2950
1812FS-122_LC	1.2	10.5	35	0.110	280	2800	2600
1812FS-152_LC	1.5	10.5	20	0.105	200	2100	2850
1812FS-222_LC	2.2	10.5	30	0.120	175	1800	2700
1812FS-242_LC	2.4	10.5	25	0.175	160	1900	2050
1812FS-272_LC	2.7	10.5	30	0.200	165	1400	2100
1812FS-332_LC	3.3	10.5	33	0.185	160	1400	1900
1812FS-392_LC	3.9	10.5	32	0.195	145	1300	1700
1812FS-472_LC	4.7	10.5	28	0.15	125	1000	1800
1812FS-562_LC	5.6	10.5	35	0.40	110	1000	1650
1812FS-682_LC	6.8	10.5	35	0.35	110	850	1450
1812FS-103_LC	10	10.5	35	0.55	90	710	1400
1812FS-153_LC	15	10.5	40	0.75	75	680	1150
1812FS-223_LC	22	10.5	45	0.85	15	600	855
1812FS-333_LC	33	10.5	45	1.1	10	540	820
1812FS-393_LC	39	10.5	45	1.1	9.8	500	710
1812FS-473_LC	47	10.5	45	1.2	8.0	390	645
1812FS-683_LC	68	10.5	45	1.8	14.2	260	650
1812FS-104_LC	100	10.5	45	2.5	4.5	260	520
1812FS-154_LC	150	10.5	40	3.8	3.4	220	475
1812FS-224_LC	220	10.5	45	5.4	3.0	180	390
1812FS-274_LC	270	10.5	35	6.5	2.0	150	350
1812FS-334_LC	330	10.5	45	6.8	3.0	150	310
1812FS-394_LC	390	10.5	35	7.6	2.6	140	310
1812FS-474_LC	470	10.5	35	8.7	2.10	130	280
1812FS-564_LC	560	10.5	20	11.2	1.60	110	280
1812FS-684_LC	680	10.5	25	12.7	1.90	100	250
1812FS-824_LC	820	10.5	25	16.8	1.45	90	210
1812FS-105_LC	1000	10.5	30	19.5	1.68	90	160

1812LS Ferrite




Part number	Inductance ±5% (µH)	Q _{min}	SRF typ (MHz)	DCR max (Ohms)	I _{rms} (mA)
1812LS-123XJLC	12 @ 2.5 MHz	42 @ 2.5 MHz	85	2.0	310
1812LS-153XJLC	15 @ 2.5 MHz	42 @ 2.5 MHz	70	2.5	290
1812LS-183XJLC	18 @ 2.5 MHz	45 @ 2.5 MHz	52	2.8	270
1812LS-223XJLC	22 @ 2.5 MHz	45 @ 2.5 MHz	58	3.2	260
1812LS-273XJLC	27 @ 2.5 MHz	45 @ 2.5 MHz	46	3.6	240
1812LS-333XJLC	33 @ 2.5 MHz	45 @ 2.5 MHz	40	4.0	230
1812LS-393XJLC	39 @ 2.5 MHz	45 @ 2.5 MHz	30	4.5	210
1812LS-473XJLC	47 @ 2.5 MHz	42 @ 2.5 MHz	24	5.0	200
1812LS-563XJLC	56 @ 2.5 MHz	42 @ 2.5 MHz	20	5.5	190
1812LS-683XJLC	68 @ 2.5 MHz	40 @ 2.5 MHz	16	6.0	180
1812LS-823XJLC	82 @ 2.5 MHz	40 @ 2.5 MHz	13.5	7.0	170
1812LS-104XJLC	100 @ 2.5 MHz	40 @ 2.5 MHz	12.0	8.0	150
1812LS-124XJLC	120 @ 0.79 MHz	33 @ 0.79 MHz	14.5	11.5	135
1812LS-154XJLC	150 @ 0.79 MHz	36 @ 0.79 MHz	11.3	13.0	125
1812LS-184XJLC	180 @ 0.79 MHz	36 @ 0.79 MHz	9.3	14.2	120
1812LS-224XJLC	220 @ 0.79 MHz	38 @ 0.79 MHz	7.6	16.2	115
1812LS-274XJLC	270 @ 0.79 MHz	38 @ 0.79 MHz	8.3	20.5	105
1812LS-334XJLC	330 @ 0.79 MHz	38 @ 0.79 MHz	7.0	22.5	100
1812LS-394XJLC	390 @ 0.79 MHz	38 @ 0.79 MHz	5.2	24.5	90
1812LS-474XJLC	470 @ 0.79 MHz	38 @ 0.79 MHz	4.4	26.5	85
1812LS-564XJLC	560 @ 0.79 MHz	33 @ 0.79 MHz	2.8	28.5	75
1812LS-684XJLC	680 @ 0.79 MHz	25 @ 0.79 MHz	2.3	38.0	60
1812LS-824XJLC	820 @ 0.79 MHz	25 @ 0.79 MHz	2.1	41.0	55
1812LS-105XJLC	1000 @ 0.79 MHz	30 @ 0.79 MHz	1.9	44.0	50

Which chip inductor family should you use?

	Ceramic (SUFFIX, BODY SIZE)					Ferrite (SUFFIX, BODY SIZE)				
Highest Q	DC 0402-0603	HP 0402-0805	HQ 0403-1008	CS 0402-1812	LS 0603-1812					
Lowest DCR	DC 0402-0603	HP 0402-0805	DS 0201			DF 0402	AF 0201-1008	LS 0603-1812	PB 0805	RB 0805
Highest I	HP 0402-0805					DF 0402	AF 0201-1008	LS 0603-1812		
Highest L	HL 0201-0603					DF 0402	LS 0603-1812			
Lowest Profile	CT 0402-1008					FL 0402				

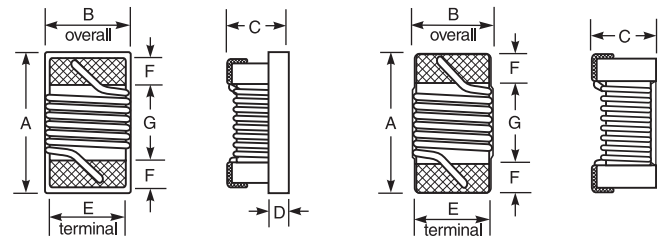
DOCSIS 3.x



Part number	Inductance ±2% (nH)	Q _{typ}	SRF typ (MHz)	DCR max (mOhms)	I _{rms} (mA)
HA4031-ALC	150 @ 50 MHz	75 @ 50 MHz	860	100	1150
HA4032-ALC	180 @ 50 MHz	80 @ 50 MHz	850	105	1150
HA4033-ALC	220 @ 50 MHz	80 @ 50 MHz	700	110	940
HA4034-ALC	270 @ 50 MHz	85 @ 50 MHz	730	120	940
HA4035-ALC	330 @ 50 MHz	80 @ 50 MHz	600	135	850
HA4036-ALC	390 @ 50 MHz	80 @ 50 MHz	600	150	850
TA7849-AEC	39 @ 50 MHz	49 @ 50 MHz	2487	120	1100
TA7850-AEC	47 @ 50 MHz	55 @ 50 MHz	1875	110	1100
TA7851-AEC	56 @ 50 MHz	55 @ 50 MHz	1908	126	920
TA7852-AEC	68 @ 50 MHz	55 @ 50 MHz	1972	149	900
PA6691-AEC	80 @ 50 MHz	61 @ 50 MHz	1345	140	900
PA6692-AEC	100 @ 50 MHz	62 @ 50 MHz	1245	160	860
PA6693-AEC	120 @ 50 MHz	67 @ 50 MHz	990	160	860

1008AF, 1008CT, 1008HQ,
1008LS, 1812LS

1206CS, 1008HT, 1812CS, 1812FS, HA403x,
PA669x, TA78xx



Dimensions (inches mm)

Series	A max	B max	C max	D ref	E	F	G
1008AF	0.115 2.92	0.110 2.79	0.075 1.91	0.020 0.51	0.080 2.03	0.020 0.51	0.060 1.52
1008CT	0.115 2.92	0.110 2.79	0.050 1.27	0.020 0.51	0.080 2.03	0.020 0.51	0.060 1.52
1008HQ	0.115 2.92	0.110 2.79	0.080 2.03	0.020 0.51	0.080 2.03	0.020 0.51	0.060 1.52
1008HT	0.105 2.67	0.095 2.41	0.045 1.14		0.080 2.03	0.020 0.51	0.060 1.52
1008LS	0.115 2.92	0.110 2.79	0.080 2.03	0.020 0.51	0.080 2.03	0.020 0.51	0.060 1.52
1206CS	0.140 3.56	0.085 2.16	0.060 1.52	0.020 0.51	0.056 1.42	0.020 0.51	0.080 2.03
1812CS	0.195 4.95	0.150 3.81	0.135 3.43	0.070 1.78	0.100 2.54	0.025 0.64	0.128 3.25
1812FS	0.231 5.87	0.196 4.98	0.150 3.81	0.107 2.72	0.100 2.54	0.025 0.64	0.128 3.25
1812LS	0.195 4.95	0.150 3.81	0.135 3.43	0.070 1.78	0.100 2.54	0.025 0.64	0.128 3.25
HA403x	0.195 4.95	0.150 3.81	0.135 3.43	0.070 1.78	0.100 2.54	0.025 0.64	0.128 3.25
PA669x	0.195 4.95	0.150 3.81	0.135 3.43	0.070 1.78	0.100 2.54	0.025 0.64	0.128 3.25
TA78xx	0.195 4.95	0.150 3.81	0.135 3.43	0.070 1.78	0.100 2.54	0.025 0.64	0.128 3.25

* Bold numbers indicate tolerances carried in stock. When ordering, please replace underscore in part number with the proper tolerance code: F = 1%, G = 2%, J = 5%, K = 10%. (e.g. 1812FS-105KC for a 10% tolerance part.)



Air Core Inductors

S-parameters & T-Line models ON OUR WEB SITE

These tight tolerance surface mount air core inductors combine the exceptionally high Q of an air wound coil with the convenience of surface mounting. Their flat top makes them suitable for automatic placement and reflow or vapor phase processing. Solder coated leads ensure reliable soldering. The **Square Air Core Inductors** are available in seven sizes and offer Q factors up to 230 and current handling as high as 5.7 Amps. The **GA309x** Inductors have high current ratings and low DCR. The **VS Series** have the highest current ratings and the lowest DCR. These inductors are the perfect solution for high-current IF/RF applications that require non-magnetic parts.

Small Square Inductors

Part number	Inductance ±5% (nH)	Percent tolerance*	Q typ	Test freq (MHz)	SRF typ (GHz)	DCR max (mOhms)	I _{rms} (A)
0806SQ-5N5_LC	5.5	5.2	60	400	4.9	3.4	2.9
0806SQ-6N0_LC	6.0	5.2	64	400	5.2	6.0	2.9
0806SQ-8N9_LC	8.9	5.2	90	400	4.3	7.0	2.9
0806SQ-12N_LC	12.3	5.2	90	400	4.8	8.0	2.9
0806SQ-16N_LC	15.7	5.2	90	400	4.4	9.0	2.9
0806SQ-19N_LC	19.4	5.2	90	400	4.0	10.0	2.9
0807SQ-6N9_LC	6.9	5.2	100	400	4.6	6.0	2.7
0807SQ-10N_LC	10.2	5.2	100	400	4.0	7.0	2.7
0807SQ-11N_LC	11.2	5.2	90	400	3.6	6.3	2.7
0807SQ-14N_LC	13.7	5.2	100	400	4.3	8.0	2.7
0807SQ-17N_LC	17.0	5.2	100	400	4.0	9.0	2.7
0807SQ-22N_LC	22.0	5.2	100	400	3.5	10.0	2.7
0908SQ-8N1_LC	8.1	5.2	130	400	5.2	6.0	4.4
0908SQ-12N_LC	12.1	5.2	130	400	4.3	7.0	4.4
0908SQ-14N_LC	14.7	5.2	90	400	3.0	7.2	4.4
0908SQ-17N_LC	16.6	5.2	130	400	3.4	8.0	4.4
0908SQ-22N_LC	21.5	5.2	130	400	3.7	9.0	4.4
0908SQ-23N_LC	23.0	5.2	120	400	2.6	10.0	4.4
0908SQ-25N_LC	25.0	5.2	130	400	2.5	10.0	4.4
0908SQ-27N_LC	27.3	5.2	130	400	3.2	10.0	4.4

Square Inductors

Part number	Inductance ±5% (nH)	Percent tolerance*	Q typ	Test freq (MHz)	SRF typ (GHz)	DCR max (mOhms)	I _{rms} (A)
1111SQ-27N_EC	27	5.2	200	400	2.60	8.1	5.5
1111SQ-30N_EC	30	5.2	200	400	2.40	8.3	5.5
1111SQ-33N_EC	33	5.2	200	400	2.30	9.5	4.8
1111SQ-36N_EC	36	5.2	200	400	2.30	9.8	4.8
1111SQ-39N_EC	39	5.2	200	400	2.20	10.0	4.8
1111SQ-43N_EC	43	5.2	200	400	2.20	10.8	4.4
1111SQ-47N_EC	47	5.2	200	400	2.20	11.3	4.4
1515SQ-47N_EC	47	5.2	230	400	1.87	6.35	4.9
1515SQ-68N_EC	68	5.2	230	400	2.13	8.60	5.5
1515SQ-82N_EC	82	5.2	230	400	1.79	9.40	5.6
2222SQ-90N_EC	90	5.2	140	50	1.15	5.50	5.0
2222SQ-111_EC	110	5.2	140	50	1.00	6.50	5.7
2222SQ-131_EC	130	5.2	140	50	1.00	7.50	5.4
2222SQ-161_EC	160	5.2	140	50	1.00	8.25	5.7
2222SQ-181_EC	180	5.2	140	50	1.10	9.50	5.0
2222SQ-221_EC	220	5.2	140	50	1.00	11.0	5.0
2222SQ-271_EC	270	5.2	140	50	0.800	12.5	4.3
2222SQ-301_EC	300	5.2	150	50	0.720	13.8	3.7
2929SQ-331_EC	330	5.2	180	50	0.660	12.5	4.7
2929SQ-361_EC	360	5.2	180	50	0.620	13.5	4.5
2929SQ-391_EC	390	5.2	180	50	0.590	14.5	4.4
2929SQ-431_EC	430	5.2	180	50	0.550	15.5	4.2
2929SQ-501_EC	500	5.2	150	50	0.485	16.5	4.3



Micro

Part number	Turns	L (nH)	Percent tolerance*	Q min	Test freq (MHz)	SRF min (GHz)	DCR max (mOhms)	I _{rms} (A)
0906-2_LC	2	165	10,5,2	100	800	10.0	4.0	1.6
0906-3_LC	3	2.55	5,2,1	100	800	8.2	5.0	1.6
0906-4_LC	4	3.85	5,2,1	100	800	7.5	6.0	1.6
0906-5_LC	5	5.40	5,2,1	100	800	7.0	8.0	1.6
1606-6_LC	6	5.60	5,2,1	100	800	6.5	9.0	1.6
1606-7_LC	7	7.15	5,2,1	100	800	6.0	10	1.6
1606-8_LC	8	8.80	5,2,1	100	800	6.0	12	1.6
1606-9_LC	9	9.85	5,2,1	100	800	5.2	13	1.6
1606-10_LC	10	12.55	5,2,1	100	800	4.6	14	1.6



AxxT, BxxT

Part number	Turns	L (nH)	Percent tolerance*	Q min	Test freq (MHz)	SRF min (GHz)	DCR max (mOhms)	I _{rms} (A)
A01TKLC	1	2.5	10	145	150	12.5	11	4.0
A02T_LC	2	5.0	5,2,1	140	150	6.5	1.8	4.0
A03T_LC	3	8.0	5,2,1	140	150	5.0	2.6	4.0
A04T_LC	4	12.5	5,2,1	137	150	3.3	3.4	4.0
A05T_LC	5	18.5	5,2,1	132	150	2.5	3.9	4.0
B06T_LC	6	17.5	5,2,1	100	150	2.2	4.5	4.0
B07T_LC	7	22.0	5,2,1	102	150	2.1	5.2	4.0
B08T_LC	8	28.0	5,2,1	105	150	1.8	6.0	4.0
B09T_LC	9	35.5	5,2,1	112	150	1.5	6.8	4.0
B10T_LC	10	43.0	5,2,1	106	150	1.2	7.9	4.0



Low Profile Mini

Part number	Turns	L (nH)	Percent tolerance*	Q min	Test freq (MHz)	SRF min (GHz)	DCR max (mOhms)	I _{rms} (A)
1508-5N5_LC	3	5.5	5.2	115	250	5.0	2.6	4.0
1508-9N0_LC	4	9.0	5.2	120	250	4.0	3.4	4.0
1508-13N_LC	5	13.0	5.2	100	250	3.0	3.9	4.0
2508-16N_LC	7	16.0	5.2	110	250	3.0	5.2	4.0
2508-18N_LC	8	18.0	5.2	110	250	2.9	6.0	4.0
2508-23N_LC	9	23.0	5.2	110	250	2.6	6.8	4.0
2508-27N_LC	10	27.0	5.2	110	250	2.3	7.9	4.0




Midi

Part number	L (nH)	Percent tolerance*	Q typ	Q min	Test freq (MHz)	SRF min (GHz)	DCR max (mOhms)	I _{rms} (A)
1812SMS-22N_LC	22	5.2	135	100	150	3.2	4.2	3.0
1812SMS-27N_LC	27	5.2	135	100	150	2.7	4.0	3.5
1812SMS-33N_LC	33	5.2	130	100	150	2.5	4.8	3.0
1812SMS-39N_LC	39	5.2	135	100	150	2.1	4.4	3.0
1812SMS-47N_LC	47	5.2	135	100	150	2.1	5.6	3.0
1812SMS-56N_LC	56	5.2	125	100	150	1.5	6.2	3.0
1812SMS-68N_LC	68	5.2	120	100	150	1.5	8.2	2.5
1812SMS-82N_LC	82	5.2	120	100	150	1.3	9.4	2.5
1812SMS-R10_LC	100	5.2	115	100	150	1.2	12.3	1.7
1812SMS-R12_LC	120	5.2	125	100	150	1.1	17.3	1.5
1812SMS-R15_LC	150	5.2	145	100	150	0.75	33.0	1.2



Mini 1512SP, 2712SP



NEW!

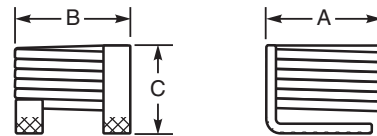
Part number	L (nH)	Percent tolerance*	Q min	SRF typ (GHz)	DCR max (mOhm)	Irms max (A)	Weight (mg)
1512SP-2N5K1EC	2.5	10	80 @ 150 MHz	14.0	1.0	11.1	37.8
1512SP-2N7K1EC	2.7	10	80 @ 150 MHz	14.0	3.0	8.4	16.6
1512SP-4N7K2EC	4.7	5.21	80 @ 150 MHz	18.0	2.0	9.4	51.3
1512SP-5N6K2EC	5.6	5.21	80 @ 150 MHz	18.0	3.2	6.6	33.9
1512SP-6N8K3EC	6.8	5.21	80 @ 150 MHz	6.4	2.1	9.8	78.4
1512SP-8N2K3EC	8.2	5.21	80 @ 150 MHz	7.2	2.9	7.4	57.2
1512SP-10NK4EC	10.0	5.21	80 @ 150 MHz	3.4	2.5	9.2	94.8
1512SP-12NK4EC	12.0	5.21	80 @ 150 MHz	4.1	3.5	8.0	80.2
1512SP-15NK4EC	15.0	5.21	80 @ 150 MHz	4.5	5.0	5.9	55.8
1512SP-18NK4EC	18.0	5.21	80 @ 150 MHz	5.2	9.3	3.7	34.2
1512SP-22NK5EC	22.0	5.21	80 @ 150 MHz	3.1	5.3	5.2	64.0
1512SP-27NK5EC	27.0	5.21	80 @ 150 MHz	4.2	10.6	3.5	37.5
1512SP-33NK6EC	33.0	5.21	80 @ 150 MHz	2.8	8.6	3.9	50.7
1512SP-43NK7EC	43.0	5.21	80 @ 150 MHz	2.1	10.6	4.3	55.5
1512SP-51NK7EC	51.0	5.21	80 @ 150 MHz	2.1	14.5	2.7	48.0
1512SP-62NK8EC	62.0	5.21	80 @ 150 MHz	1.8	15.5	2.7	51.1
2712SP-10NK4EC	10.0	5.21	85 @ 150 MHz	6.6	3.1	10.3	89.5
2712SP-12NK5EC	12.0	5.21	85 @ 150 MHz	5.8	3.4	7.8	102.5
2712SP-15NK6EC	15.0	5.21	85 @ 150 MHz	4.9	3.3	8.2	142.6
2712SP-18NK7EC	18.0	5.21	85 @ 150 MHz	3.9	3.5	7.9	156.2
2712SP-22NK7EC	22.0	5.21	85 @ 150 MHz	3.9	4.5	7.0	132.4
2712SP-27NK8EC	27.0	5.21	85 @ 150 MHz	3.1	5.0	6.6	144.0
2712SP-33NK8EC	33.0	5.21	85 @ 150 MHz	3.3	7.4	5.1	98.5
2712SP-39NK9EC	39.0	5.21	90 @ 150 MHz	2.7	6.8	4.6	133.3
2712SP-47NK0EC	47.0	5.21	90 @ 150 MHz	2.4	8.0	4.8	141.6
2712SP-51NK0EC	51.0	5.21	95 @ 150 MHz	2.4	9.25	4.1	117.9
2712SP-56NK0EC	56.0	5.21	95 @ 150 MHz	2.6	15.5	2.9	79.3
2712SP-68NK1EC	68.0	5.21	100 @ 150 MHz	2.3	16.0	3.1	85.9
2712SP-82NK3EC	82.0	5.21	100 @ 150 MHz	1.9	14.7	2.8	118.3
2712SP-101K4EC	100.0	5.21	100 @ 150 MHz	1.8	19.0	2.3	103.2
2712SP-121K4EC	120.0	5.21	100 @ 150 MHz	1.6	26.5	2.3	87.9
2712SP-151K6EC	150.0	5.21	100 @ 150 MHz	1.4	29.0	2.2	95.6

VS High Current Inductors



Part number	L ±20% (nH)	Q typ	SRF typ (MHz)	DCR (mOhms) typ max		Irms (A) 20° rise 40° rise	
				typ	max	20° rise	40° rise
1010VS-23NMEC	23.5	95 @ 100 MHz	923	1.05	1.20	18.0	26.0
1010VS-46NMEC	46.5	150 @ 100 MHz	526	1.50	1.62	17.9	25.5
1010VS-79NMEC	79.0	135 @ 50 MHz	386	1.95	2.11	17.8	25.0
1010VS-111MEC	111	150 @ 50 MHz	382	2.53	2.73	15.7	22.0
1010VS-141MEC	146	140 @ 50 MHz	433	3.08	3.33	14.1	19.3
1212VS-22NMEC	22.0	200 @ 100 MHz	918	0.48	0.55	40.5	57.0
1212VS-42NMEC	42.0	195 @ 50 MHz	557	0.70	0.77	38.0	52.0
1212VS-66NMEC	66.0	200 @ 50 MHz	480	0.90	0.99	35.0	48.0
1212VS-90NMEC	90.0	175 @ 50 MHz	444	1.10	1.21	33.0	45.0
1212VS-111MEC	117	165 @ 50 MHz	399	1.30	1.43	32.0	44.0
2014VS-33NMEC	33	230 @ 100 MHz	620	0.63	0.74	32.5	43.0
2014VS-66NMEC	66	200 @ 50 MHz	413	0.90	1.00	31.5	42.5
2014VS-111MEC	108	210 @ 50 MHz	320	1.20	1.34	31.0	42.0
2014VS-151MEC	155	205 @ 50 MHz	296	1.44	1.60	29.4	39.7
2014VS-201MEC	202	200 @ 50 MHz	262	1.70	1.82	26.3	35.8
2014VS-251MEC	257	200 @ 50 MHz	230	1.94	2.15	24.9	34.5

1010VS, 1212VS, 2014VS



Dimensions (inches mm)

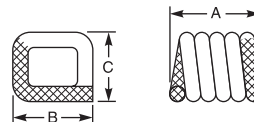
Series	A	B	C
1010VS	0.394 10.0	0.394 10.0	0.142 - 0.240 3.60 - 6.10
1212VS	0.472 12.0	0.453 11.5	0.260 - 0.445 6.60 - 11.3
2014VS	0.770 19.56	0.535 13.60	0.236 - 0.449 5.99 - 11.4

GA309x/WA309x High Current



Part number	L (nH) ±5%	Q typ	Test freq (MHz)	SRF typ (GHz)	DCR max (mOhms)	Irms (A)
GA3092-ALC	3.7	100	150	17.5	2.0	7.0
GA3093-ALC	6.6	100	150	4.0	2.0	7.0
GA3094-ALC	12.0	140	150	2.4	2.0	7.0
GA3095-ALC	17.5	140	150	2.2	2.0	7.0
WA3096-ALC	22.0	160	150	2.6	2.5	7.0
WA3097-ALC	30.0	160	150	2.0	3.0	7.0


0806SQ, 0807SQ, 0908SQ, 1111SQ, 1515SQ, 2222SQ, 2929SQ



Dimensions (inches mm)

Series	A max	B max	C max
0806SQ	0.053 - 0.102 1.346 - 2.591	0.072 1.829	0.055 1.397
0807SQ	0.051 - 0.102 1.295 - 2.591	0.072 1.829	0.060 1.524
0908SQ	0.058 - 0.117 1.473 - 2.972	0.084 2.134	0.072 1.829
1111SQ	0.105 - 0.130 2.67 - 3.30	0.105 2.67	0.110 2.79
1515SQ	0.160 - 0.230 4.06 - 5.84	0.140 3.56	0.147 3.73
2222SQ	0.205 - 0.470 5.21 - 11.94	0.215 - 0.225 5.46 - 5.72	0.224 5.69
2929SQ	0.550 14.10	0.295 7.49	0.285 7.24

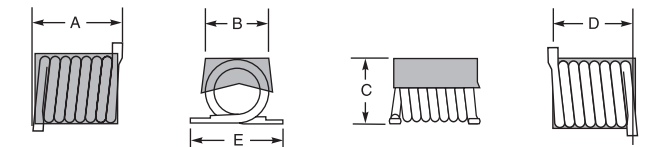
Maxi



Q200
125°

Part number	L (nH)	Percent tolerance*	Q typ	Q min	Test freq (MHz)	SRF min (GHz)	DCR max (mOhms)	Irms (A)
132-09SM_LD	90	5.2	114	95	50	1.140	15	3.5
132-10SM_LD	111	5.2	104	87	50	1.020	15	3.5
132-11SM_LD	130	5.2	104	87	50	0.900	20	3.0
132-12SM_LD	169	5.2	114	95	50	0.875	25	3.0
132-13SM_LD	206	5.2	114	95	50	0.800	30	3.0
132-14SM_LD	222	5.2	110	92	50	0.730	35	3.0
132-15SM_LD	246	5.2	114	95	50	0.685	35	3.0
132-16SM_LD	307	5.2	114	95	50	0.660	35	3.0
132-17SM_LD	380	5.2	114	95	50	0.590	50	2.5
132-18SM_LD	422	5.2	114	95	50	0.540	60	2.5
132-19SM_LD	491	5.2	114	95	50	0.535	65	2.0
132-20SM_LD	538	5.2	104	87	50	0.490	90	2.0

* Bold numbers indicate tolerances carried in stock. When ordering, please replace underscore in part number with the proper tolerance code: F = 1%, G = 2%, J = 5%, K = 10%. (e.g. 132-20SMGLD for a 2% tolerance part)



Dimensions (inches mm)

Series	A max	B	C max	D	E max
0906	0.095 2.41	0.055±0.010 1.40±0.25	0.060 1.52	0.072±0.010 1.83±0.25	0.135 3.43
1508	0.155 3.94	0.135 3.43 0.079 2.01	0.115±0.010 2.92±0.25	0.165 4.19	
1606	0.165 4.19	0.055±0.010 1.40±0.25	0.062 1.58	0.144±0.012 3.66±0.30	0.135 3.43
1812	0.195 4.95	0.140±0.010 3.56±0.25	0.165 4.20	0.170±0.015 4.32±0.39	0.250 6.35
2508	0.270 6.86	0.135 3.43 0.079 2.01	0.230±0.015 5.84±0.25	0.165 4.19	
AxxT	0.155 3.94	0.110±0.010 2.80±0.25	0.124 3.15	0.115±0.010 2.92±0.25	0.175 4.45
BxxT	0.270 6.86	0.110±0.010 2.80±0.25	0.124 3.15	0.230±0.015 5.84±0.25	0.175 4.45
132	0.415 10.55	0.240±0.015 6.10±0.38	0.235 5.97	0.314±0.020 7.98±0.51	0.260 6.60
1512±2.5 nH	0.155 3.94	0.110±0.010 2.79±0.25	0.130 3.30	0.115±0.010 2.92±0.25	0.175 4.45
1512±2.7 nH	0.155 3.94	0.110±0.010 2.79±0.25	0.124 3.15	0.115±0.010 2.92±0.25	0.175 4.45
2712SP	0.270 6.86	0.110±0.010 2.79±0.25	0.124 3.15	0.230±0.015 5.84±0.38	0.175 4.45
GA309x	0.230 5.84	-	0.210 5.33	0.112 - 0.175 3.05 - 4.45	0.225 5.71
WA309x	0.230 5.84	-	0.210 5.33	0.112 - 0.175 3.05 - 4.45	0.225 5.71



Conical and Broadband Inductors

Coilcraft BCR and BCL conical inductors offer a flat bandwidth with high impedance to 40 GHz, and are ideal for use in bias tees. The BCR has a full-length cap that fully protects the coil and provides a large surface for pick and place. The BCL has "flying leads" that allows adjustment of the mounting angle. The 4310LC has a flat bandwidth to 6 GHz, making it the perfect solution for lower bandwidth, high power applications.

BCL

Part number	Inductance ±5% (µH)	Bandwidth	DCRmax (Ohms)	Irms (A) 40°C Rise
BCL-221JL	0.22	10MHz-40GHz	0.10	120
BCL-531JL	0.53	10MHz-40GHz	0.15	106
BCL-122JL	1.20	10MHz-40GHz	1.05	0.270
BCL-162JL	1.65	10MHz-40GHz	0.60	0.490
BCL-232JL	2.35	10MHz-40GHz	1.61	0.270
BCL-272JL	2.75	10MHz-40GHz	0.40	0.675
BCL-632JL	6.35	10MHz-40GHz	0.92	0.480
BCL-652JL	6.50	10MHz-40GHz	0.70	0.650
BCL-802JL	8.00	10MHz-40GHz	3.39	0.230

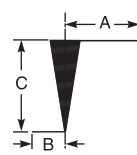
BCR

Part number	Inductance ±5% (µH)	Bandwidth	DCRmax (Ohms)	Irms (A) 40°C Rise
BCR-221JLC	0.22	10MHz-40GHz	0.10	120
BCR-531JLC	0.53	10MHz-40GHz	0.15	106
BCR-122JLC	1.20	10MHz-40GHz	1.05	0.270
BCR-162JLC	1.65	10MHz-40GHz	0.60	0.490
BCR-232JLC	2.35	10MHz-40GHz	1.61	0.270
BCR-272JLC	2.75	10MHz-40GHz	0.40	0.675
BCR-632JLC	6.35	10MHz-40GHz	0.92	0.480
BCR-652JLC	6.50	10MHz-40GHz	0.70	0.650
BCR-802JLC	8.00	10MHz-40GHz	3.39	0.230

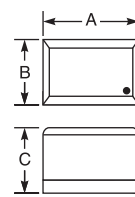
4310LC

Part number	Inductance ±10% (µH)	SRF (typ) (MHz)	Bandwidth	DCR(max) (mOhms)	Irms (A) 40°C Rise
4310LC-132KEC	130	235	10MHz-6GHz	151	4.2
4310LC-352KEC	350	188	10MHz-6GHz	49.0	3.1

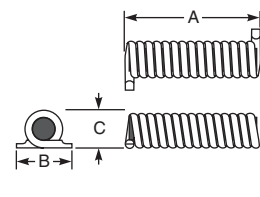
BCL



BCR



4310LC



Dimensions (inches mm)

Series	A max	B max	C max
BCL-221	0.166 4.22	0.100 2.54	0.138 3.51
BCL-531	0.166 4.22	0.100 2.54	0.179 4.55
BCL-122	0.166 4.22	0.100 2.54	0.115 2.92
BCL-162	0.166 4.22	0.100 2.54	0.174 4.42
BCL-232	0.166 4.22	0.100 2.54	0.150 3.81
BCL-272	0.275 6.99	0.100 2.54	0.310 7.87
BCL-632	0.275 6.99	0.100 2.54	0.340 8.62
BCL-652	0.390 9.91	0.100 2.54	0.435 11.05
BCL-802	0.180 4.57	0.100 2.54	0.237 6.00

Dimensions (inches mm)

Series	A max	B max	C max
BCR-221	0.220 5.59	0.150 3.81	0.160 4.06
BCR-531	0.220 5.59	0.150 3.81	0.160 4.06
BCR-122	0.120 3.05	0.100 2.54	0.110 2.79
BCR-162	0.220 5.59	0.150 3.81	0.160 4.06
BCR-232	0.220 5.59	0.150 3.81	0.160 4.06
BCR-272	0.440 11.18	0.220 5.59	0.220 5.59
BCR-632	0.440 11.18	0.220 5.59	0.220 5.59
BCR-652	0.440 11.18	0.220 5.59	0.220 5.59
BCR-802	0.220 5.59	0.150 3.81	0.160 4.06
4310LC	0.460 11.68	0.220 4.90	0.140 3.554



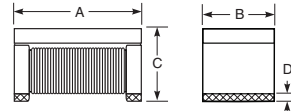
1205POC



NEW!

Part number	Inductance ±20% (µH)	SRF typ (MHz)	DCR(Ohms) max	Isat (mA) at 125°C	Irms (mA) 25°C Rise
1205POC-682MRC	6.8	220	0.41	520	880
1205POC-103MRC	10.0	165	1.00	410	560

1205POC



Dimensions (inches mm)

Series	A max	B max	C max
1205POC	0.126 3.20	0.055 1.40	0.093 2.36



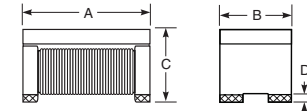
1210POC



NEW!

Part number	Inductance ±20% (µH)	SRF typ (MHz)	DCR(Ohms) max	Isat (mA) 125°C	Irms (mA) 25°C Rise
1210POC-222MRC	2.2	300	0.13	1500	1900
1210POC-472MRC	4.7	160	0.19	950	1500
1210POC-682MRC	6.8	120	0.24	800	1360
1210POC-103MRC	10	95	0.34	660	1130
1210POC-153MRC	15	81	0.51	580	900
1210POC-183MRC	18	79	0.84	510	850
1210POC-223MRC	22	70	0.88	450	700

1210POC



Dimensions (inches mm)

Series	A max	B max	C max
1210POC	0.13 3.30	0.105 2.67	0.118 3.00





SM RFID Transponder Coils

These Coilcraft transponder coils are designed for RFID applications at 125 kHz. The 4312RV and 5315TC were designed to withstand harsh mechanical shock and are well suited for use in tire pressure monitoring systems.

4308RV

Partnumber	Inductance at 125kHz (mH)	Percent tol*	Q min	Read distance (inches/cm)	Sensitivity (mV/μT)	Matching capacitor (pF)	DCR max (Ohms)	SRF typ (kHz)
4308RV-374X_LD	0.37	5.2	26	22/55.9	9.82	4380	6.5	1800
4308RV-404X_LD	0.40	5.2	26	23/58.4	10.38	4050	7.1	5000
4308RV-704X_LD	0.70	5.2	20	25/63.5	13.96	2320	19	6600
4308RV-904X_LD	0.90	5.2	22	26/66.0	16.06	1800	21	4800
4308RV-115X_LD	1.08	5.2	24	30/76.2	17.78	1500	24	4300
4308RV-205X_LD	1.97	5.2	28	34/86.4	24.90	823	31	1750
4308RV-245X_LD	2.38	5.2	30	37/94.0	28.21	681	34	1700
4308RV-295X_LD	2.89	5.2	30	37/94.0	32.12	561	42	1900
4308RV-335X_LD	3.30	5.2	30	38/96.5	34.96	491	48	1425
4308RV-415X_LD	4.15	5.2	27	39/99.1	41.35	391	70	1620
4308RV-495X_LD	4.90	5.2	26	38/96.5	47.17	331	93	1150
4308RV-685X_LD	6.80	5.2	28	41/104.1	61.71	238	110	1080
4308RV-715X_LD	7.10	5.2	27	42/106.7	65.60	228	114	1050
4308RV-725X_LD	7.20	5.2	28	40/101.6	66.67	225	114	965
4308RV-815X_LD	8.10	5.2	28	42/106.7	75.08	200	125	965
4308RV-905X_LD	9.00	5.2	30	40/101.6	84.64	180	125	725

* Bold numbers indicate tolerances carried in stock. When ordering, please replace underscore in part number with the proper tolerance code: G = 2%, J = 5%, (e.g. 4308RV-905XGLD for a 2% tolerance part).

4513TC High Sensitivity

Partnumber	Inductance at 125kHz (mH)	Percent tol	Q min	Read distance (inches/cm)	Sensitivity (mV/μT)	Matching capacitor (pF)	DCR max (Ohms)	SRF typ (kHz)
4513TC-404XGLD	0.40	2	29	23.90/60.71	11.76	4050	9.66	5890
4513TC-105XGLD	1.00	2	33	30.95/78.61	19.80	1621	20.6	3670
4513TC-245XGLD	2.38	2	40	36.75/93.35	32.80	681	39.0	2200
4513TC-495XGLD	4.90	2	44	38.55/97.92	54.76	331	55.8	1551
4513TC-725XGLD	7.20	2	51	44.10/112.01	76.97	225	91.0	1400

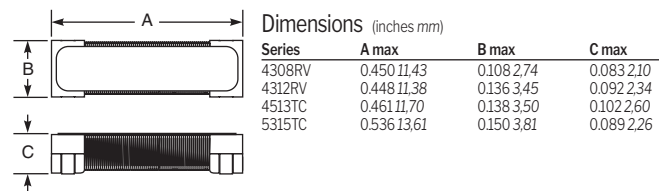
5315TC Rugged

Partnumber	Inductance at 125kHz (mH)	Percent tol	Q min	Read distance (inches/cm)	Sensitivity (mV/μT)	Matching capacitor (pF)	DCR max (Ohms)	SRF typ (kHz)
5315TC-374XGLD	0.37	2	8	16/40.6	8.32	4380	24	7100
5315TC-404XGLD	0.40	2	8	17/43.2	8.67	4050	25	7300
5315TC-704XGLD	0.70	2	12	21/53.3	11.43	2320	33	4500
5315TC-904XGLD	0.90	2	12	21/53.3	13.35	1800	38	3800
5315TC-105XGLD	1.00	2	12	23/58.4	14.07	1600	40	2500
5315TC-115XGLD	1.08	2	13	23/58.4	14.65	1500	40	2300
5315TC-205XGLD	1.97	2	14	25/63.5	21.28	820	70	2300
5315TC-245XGLD	2.38	2	12	26/66.0	23.97	680	80	2400
5315TC-335XGLD	3.30	2	14	27/68.6	29.70	490	95	1800
5315TC-415XGLD	4.15	2	15	29/73.7	34.95	390	103	1260
5315TC-495XGLD	4.90	2	15	28/71.1	40.00	330	150	1550
5315TC-685XGLD	6.80	2	13	30/76.2	53.87	240	180	1350
5315TC-715XGLD	7.10	2	14	30/76.2	55.41	220	176	890
5315TC-725XGLD	7.20	2	17	30/76.2	56.74	220	165	880

4312RV Rugged

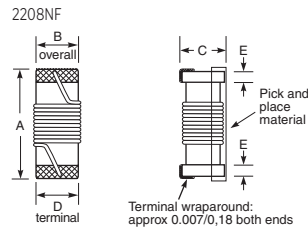
Partnumber	Inductance at 125kHz (mH)	Percent tol	Q min	Read distance (inches/cm)	Sensitivity (mV/μT)	Matching capacitor (pF)	DCR max (Ohms)	SRF typ (kHz)
4312RV-404XGLD	0.40	2	21	19.65/49.91	9.14	4050	11.5	6340
4312RV-105XGLD	1.00	2	21	24.25/61.60	15.26	1621	29	4150
4312RV-245XGLD	2.38	2	26	28.35/72.01	24.72	681	55	2470
4312RV-495XGLD	4.90	2	24	32.85/83.44	42.45	331	103	1270
4312RV-725XGLD	7.20	2	30	35.05/89.03	60.02	225	128	1465
4312RV-905XGLD	9.00	2	32	35.80/91.00	78.10	180	150	1200

4308RV, 4312RV, 4513TC, 5315TC



2208NF NFMI Antenna Coil **NEW!**

Partnumber	Inductance ±5% (μH)	Q _{typ} @ 10.579MHz	SRF _{typ} (MHz)	DCR _{max} (mOhms)	I _{rms} (mA) 15°C Rise
2208NF-372XJRC	3.7	80	200	710	410
2208NF-392XJRC	3.9	80	195	740	405



Series	A max	B max	C max
2208NF	0.234 5.95	0.098 2.48	0.087 2.20

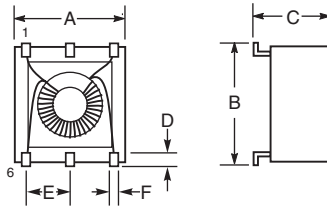


SM Wideband RF Transformers

PWB

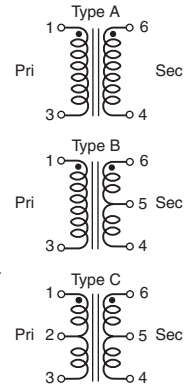


Type	Part number	Imp ratio	Bandwidth (MHz)	I _{rms} (mA)	Insertion loss (dB)	Pins 1-3		Pins 6-4	
						L min (μH)	DCR max (Ohms)	L min (μH)	DCR max (Ohms)
A	PWB-1-ALD	1:1	0.080 - 450	250	0.60	40	0.070	40	0.070
A	PWB-15-ALD	11.5	0.030 - 300	250	0.35	110	0.080	160	0.110
A	PWB-2-ALD	1:2	0.050 - 200	250	0.25	75	0.088	150	0.120
A	PWB-4-ALD	1:4	0.150 - 500	250	0.50	25	0.075	98	0.135
A	PWB-16-ALD	1:16	0.050 - 80	250	0.35	75	0.260	1250	0.910
A	PWB1010LD	1:1	0.0035 - 125	250	0.20	780	0.320	780	0.320
A	PWB1010-1LD	1:1	0.03 - 250	250	0.20	95	0.200	95	0.200
A	PWB1015LD	11.5	0.07 - 225	250	0.40	51	0.130	80	0.145
A	PWB1040LD	1:4	0.15 - 400	250	0.40	25	0.115	95	0.160
B	PWB-1-BLD	1:1	0.130 - 425	250	0.40	22	0.070	22	0.070
B	PWB-15-BLD	11.5	0.500 - 250	250	0.40	140	0.100	200	0.120
B	PWB-2-BLD	1:2	0.200 - 400	250	0.35	75	0.088	150	0.130
B	PWB-4-BLD	1:4	0.140 - 700	250	0.50	25	0.075	98	0.135
B	PWB-16-BLD	1:16	0.075 - 90	250	0.30	75	0.260	1250	0.910
B	PWB2010LD	1:1	0.0035 - 125	250	0.20	780	0.320	780	0.320
B	PWB2010-1LD	1:1	0.03 - 250	250	0.20	95	0.200	95	0.200
B	PWB2040LD	1:4	0.15 - 400	250	0.40	25	0.115	95	0.160
C	PWB-1-CLD	1:1	0.100 - 300	250	0.60	22	0.070	22	0.070
C	PWB-15-CLD	11.5	0.150 - 200	250	0.30	140	0.110	200	0.120
C	PWB-2-CLD	1:2	0.130 - 285	250	0.30	75	0.105	150	0.130
C	PWB-4-CLD	1:4	0.140 - 500	250	0.50	25	0.075	98	0.135
C	PWB3010LD	1:1	0.0035 - 125	250	0.20	780	0.320	780	0.320
C	PWB3010-1LD	1:1	0.03 - 250	250	0.20	95	0.200	95	0.200
C	PWB3015LD	11.5	0.07 - 225	250	0.40	51	0.130	80	0.145
C	PWB3040LD	1:4	0.15 - 400	250	0.40	25	0.115	95	0.160



Dimensions (inches mm)

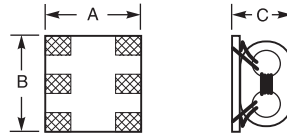
A	B	C	D	E	F
0.256 6,48	0.283 7,2	0.175 4,45	0.04 1,00	0.10 2,54	0.02 0,5



WBC

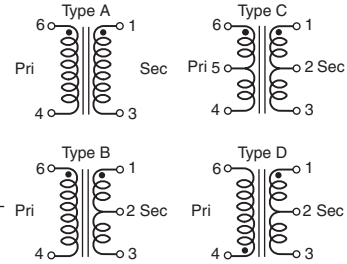


Type	Part number	Imp ratio	Bandwidth (MHz)	Insertion loss max (dB)	Pins 4-6		Pins 1-3	
					L min (μH)	DCR max (mOhms)	L min (μH)	DCR max (mOhms)
A	WBC1-1LC	1:1	0.400-600	0.40	10	120	10	120
B	WBC1-1TLC	1:1	0.250-750	0.58	9.5	75	9.5	75
B	WBC2-1TLC	1:2	0.200-500	0.50	10	120	20	150
B	WBC3-1TLC	1:3	0.300-900	0.60	9	100	27	150
B	WBC4-1TLC	1:4	0.250-750	1.0	9	55	36	120
B	WBC4-14LC	1:4	1.500-1200	2.0	2	50	8	100
B	WBC4-1WLC	1:4	0.500-1000	0.90	5	80	20	120
B	WBC4-6TLC	1:4	0.300-700	0.65	9	80	36	200
D	WBC8-1LC	1:8	0.150-600	0.60	22	120	176	310
B	WBC9-1LC	1:9	0.300-500	0.54	9	80	81	230
B	WBC16-1TLC	1:16	0.600-300	0.80	5	80	80	230
C	WBC4-4LC	1:4	0.250-800	1.0	9	60	36	120



Dimensions (inches mm)

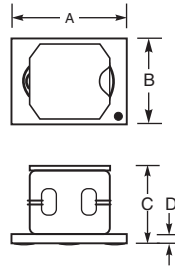
A max	B max	C max
0.175 4,45	0.165 4,19	0.120 3,05



UWB



Part number	Impedance ratio pri:sec	Insertion Bandwidth (MHz)	loss max (dB)	L min (μH)	DCR max (mOhm)
UWB1-85E	1:1	1 - 8500	150	3.6	45
UWB2-50E	1:2	0.5 - 5000	150	7.5	71
UWB4-45E	1:4	0.5 - 4500	130	7.5	71



Dimensions (inches mm)

	A	B	C	D
UWB1	0.160 4,06	0.125 3,175	0.125 3,175	0.015 0,381
UWB2	0.160 4,06	0.125 3,175	0.125 3,175	0.015 0,381
UWB4	0.160 4,06	0.125 3,175	0.125 3,175	0.015 0,381



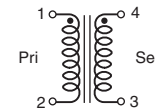
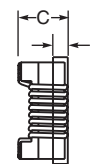
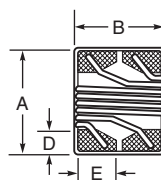


SM/TH Wideband RF Transformers

1812WBT



Part number	Imp ratio	Bandwidth (MHz)	I _{rms} (mA)	Insertion loss (dB)	L/winding (μH)	Test freq (MHz)	DCR max (Ohms)	Isolation (Vrms)
1812WBT-1LC	1:1	0.340-22	200	<1	14	10	4.8	50
1812WBT-2LC	1:1	0.800-60	400	<1	5.3	10	1.8	50
1812WBT-3LC	1:1	4-200	500	<1	1.25	50	0.7	50
1812WBT-4LC	1:1	11-480	700	<1	0.22	50	0.3	50
1812WBT-5LC	1:1	48-645	700	<1.5	0.09	50	0.15	50
1812WBT15-1LC	1.5:1	1.3-100	400	0.5	5.0/3.3	10	1.05/0.87	50
1812WBT15-2LC	1.5:1	2.75-135	500	0.5	2.5/1.6	10	0.74/0.58	50
1812WBT15-3LC	1.5:1	7.2-200	500	0.75	1.0/0.6	10	0.43/0.34	50
1812WBT15-4LC	1.5:1	38-535	700	2.25	0.144/0.090	10	0.18/0.14	50
1812WBT2-1LC	2:1	0.800-23	200	<1.5	13.80/6.90	10	4.6/3.2	50
1812WBT2-2LC	2:1	2.2-65	400	<1.5	5.850/2.925	10	1.25/0.95	50
1812WBT2-3LC	2:1	4-105	600	<1.5	2.60/1.30	10	0.52/0.42	50
1812WBT2-4LC	2:1	11-200	700	<1.5	0.910/4.55	50	0.27/0.23	50



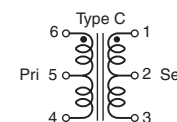
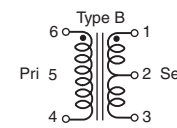
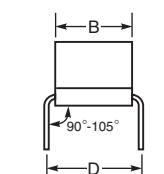
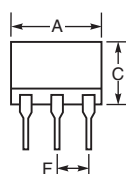
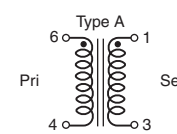
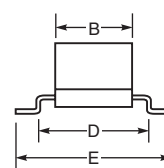
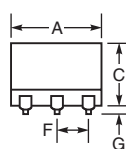
Dimensions (inches/mm)

A max	B max	C max	D	E	F
0.195/4.95	0.150/3.81	0.135/3.43	0.030/0.76	0.040/1.02	0.070/1.78

WB, WBT



Type	SM part number	TH part number	Imp ratio	Bandwidth (MHz)	Pins 4-6		Pins 1-3	
					L min (μH)	DCR max (mOhms)	L min (μH)	DCR max (mOhms)
A	WB1-1SLD	WB1-1L	1:1	0.150-500	27	75	27	75
A	WB1-6SLD	WB1-6L	1:1	0.100-350	25	100	25	100
A	WB118-3SLD	WB118-3L	1:118	0.040-300	90	300	108	330
A	WB15-6SLD	WB15-6L	1:1.5	0.050-325	56	120	84	150
A	WB2-1-2WSLD	WB2-1-2WL	1:2	0.080-700	38	100	75	150
A	WB25-6SLD	WB25-6L	1:2.5	0.080-225	30	100	75	130
A	WB4-6SLD	WB4-6L	1:4	0.100-125	25	100	100	200
A	WB9-1SLD	WB9-1L	1:9	0.125-125	25	100	225	250
A	WB16-1SLD	WB16-1L	1:16	0.050-100	56	75	896	330
A	WB36-1SLD	WB36-1L	1:36	0.100-45	25	50	900	180
B	WB1-1TSLD	WB1-1TL	1:1	0.100-375	25	100	25	100
B	WB1-6TSLD	WB1-6TL	1:1	0.050-200	70	150	70	150
B	WB2-1TSLD	WB2-1TL	1:2	0.070-400	38	100	75	150
B	WB25-6TSLD	WB25-6TL	1:2.5	0.050-125	56	120	140	200
B	WB3-1TSLD	WB3-1TL	1:3	0.040-500	96	110	270	200
B	WB4-1HSLD	WB4-1HL	1:4	0.100-500	25	120	100	160
B	WB4-6TSLD	WB4-6TL	1:4	0.050-200	43	120	172	160
B	WB5-1TSLD	WB5-1TL	1:5	0.050-400	48	220	240	500
B	WB8-1TSLD	WB8-1TL	1:8	0.150-400	18	100	144	270
B	WB13-1TSLD	WB13-1TL	1:13	0.150-125	17	90	221	200
B	WB16-6TSLD	WB16-6TL	1:16	0.050-100	56	75	896	330
C	WBT1-6SLD	WBT1-6L	1:1	0.040-200	70	150	70	150
C	WBT15-1SLD	WBT15-1L	1:1.5	0.040-350	48	150	70	180
C	WBT25-6SLD	WBT25-6L	1:2.5	0.050-100	70	150	175	200
C	WBT4-1SLD	WBT4-1L	1:3	0.040-150	45	120	135	160
C	WBT4-1ASLD	WBT4-1AL	1:4	0.040-350	96	110	384	220
C	WBT16-1SLD	WBT16-1L	1:16	0.100-100	25	100	400	300
C	WBT25-1SLD	WBT25-1L	1:2.5	0.100-65	25	100	625	350



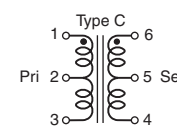
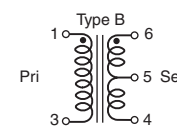
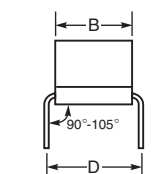
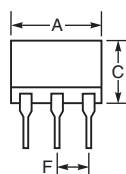
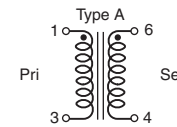
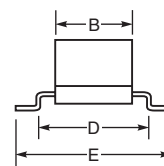
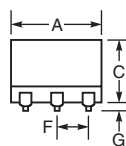
Dimensions (inches/mm)

Series	A max	B max	C max	D ref	E	F	G max
SM	0.325/8.26	0.285/7.24	0.225/5.72	0.400/10.16	0.520/13.2	0.10/2.5	0.025/0.64
TH	0.325/8.26	0.285/7.24	0.225/5.72	0.300/7.62		0.10/2.5	

SWB



Type	SM part number	TH part number	Imp ratio	Bandwidth (MHz)	Pins 1-3		Pins 6-4	
					L min (μH)	DCR max (mOhms)	L min (μH)	DCR max (mOhms)
A	SWB1010-SMLD	SWB1010-PCL	1:1	0.005-100	780	320	780	320
A	SWB1010-1-SMLD	SWB1010-1-PCL	1:1	0.040-175	95	200	95	200
A	SWB1015-SMLD	SWB1015-PCL	1.5:1	0.100-150	80	145	51	130
A	SWB1040-SMLD	SWB1040-PCL	4:1	0.200-300	95	160	25	115
B	SWB2010-SMLD	SWB2010-PCL	1:1	0.005-100	780	320	780	320
B	SWB2010-1-SMLD	SWB2010-1-PCL	1:1	0.040-175	95	200	95	200
B	SWB2040-SMLD	SWB2040-PCL	4:1	0.200-300	95	160	25	115
C	SWB3010-SMLD	SWB3010-PCL	1:1	0.005-100	780	320	780	320
C	SWB3010-1-SMLD	SWB3010-1-PCL	1:1	0.040-175	95	200	95	200
C	SWB3015-SMLD	SWB3015-PCL	1.5:1	0.100-150	80	145	51	130
C	SWB3040-SMLD	SWB3040-PCL	4:1	0.200-300	95	160	25	115



Dimensions (inches/mm)

Series	A max	B max	C max	D ref	E	F	G max
SM	0.325/8.26	0.285/7.24	0.225/5.72	0.400/10.16	0.520/13.2	0.10/2.5	0.025/0.64
TH	0.325/8.26	0.285/7.24	0.225/5.72	0.300/7.62		0.10/2.5	



Shielded Molded Power Inductors

S-parameters & SPICE models ON OUR WEB SITE

Coilcraft high-performance, high-frequency molded power inductors offer high current handling, soft saturation, and high efficiency in compact sizes. They come in a wide range of inductance values from 0.018 to 220 µH across seven product families: XGL, XEL, XAL, XFL, XAR, EPL, and PFL. Our next-generation XGL Family offers our lowest DC losses and extremely low AC losses for a wide range of DC-DC converters, from hundreds of kHz up to 5+ MHz. Additional performance benefits include a wider range of inductance values and improved Irms current ratings.



PFL1005

Partnumber	Inductance ±20% (µH)	DCR(Ohms)		SRF typ (MHz)	Isat(A)			Irms(A)	
		nom	max		10% drop	20% drop	30% drop	20°C rise	40°C rise
PFL1005-18NMRW	0.018	0.032	0.042	3400	2.0	2.5	2.6	1.4	2.0
PFL1005-36NMRW	0.036	0.034	0.043	2500	1.5	2.4	2.8	1.4	2.0
PFL1005-60NMRW	0.060	0.042	0.050	2100	1.3	1.9	2.1	1.2	1.6
PFL1005-101MRW	0.100	0.059	0.075	2200	1.0	1.5	1.9	1.1	1.5
PFL1005-181MRW	0.180	0.19	0.21	1250	0.70	0.88	1.1	0.90	1.2
PFL1005-271MRW	0.270	0.22	0.24	920	0.45	0.65	0.74	0.70	0.91
PFL1005-391MRW	0.390	0.45	0.51	770	0.38	0.51	0.55	0.45	0.57
PFL1005-561MRW	0.560	0.48	0.54	620	0.30	0.44	0.49	0.41	0.53
PFL1005-721MRW	0.720	0.62	0.68	560	0.28	0.40	0.45	0.37	0.47
PFL1005-102MRW	1.00	0.97	1.08	460	0.27	0.35	0.38	0.31	0.40



PFL1609

Partnumber	Inductance ±20% (µH)	DCR(Ohms)		SRF typ (MHz)	Isat(A)			Irms(A)	
		nom	max		10% drop	20% drop	30% drop	20°C rise	40°C rise
PFL1609-47NMEW	0.047	0.030	0.050	1850	0.22	0.26	0.28	2.4	3.4
PFL1609-471MEW	0.47	0.083	0.100	650	0.76	0.99	1.20	1.0	1.3
PFL1609-561MEW	0.56	0.110	0.130	600	0.71	0.92	1.10	1.1	1.4
PFL1609-681MEW	0.68	0.145	0.170	520	0.61	0.78	0.90	1.1	1.4
PFL1609-102MEW	1.0	0.200	0.230	445	0.48	0.69	0.76	0.65	0.85
PFL1609-222MEW	2.2	0.410	0.470	130	0.30	0.39	0.47	0.48	0.63
PFL1609-472MEW	4.7	0.620	0.700	60	0.24	0.30	0.37	0.38	0.50
PFL1609-682MEW	6.8	1.00	1.20	40	0.17	0.23	0.26	0.33	0.44
PFL1609-103MEW	10	1.20	1.40	35	0.13	0.19	0.22	0.32	0.42

PFL2010

Partnumber	Inductance ±20% (µH)	DCR(Ohms)		SRF typ (MHz)	Isat(A)			Irms(A)	
		nom	max		10% drop	20% drop	30% drop	20°C rise	40°C rise
PFL2010-471MEC	0.47	0.060	0.069	630	1.2	1.6	1.8	1.5	1.9
PFL2010-681MEC	0.68	0.087	0.095	560	0.95	1.3	1.5	1.4	1.6
PFL2010-102MEC	1.0	0.189	0.208	347	0.85	1.1	1.2	0.64	0.86
PFL2010-222MEC	2.2	0.423	0.465	129	0.51	0.68	0.79	0.48	0.66
PFL2010-472MEC	4.7	0.618	0.680	66	0.33	0.49	0.57	0.42	0.56

PFL2015

Partnumber	Inductance ±20% (µH)	DCR(Ohms)		SRF typ (MHz)	Isat(A)			Irms(A)	
		nom	max		10% drop	20% drop	30% drop	20°C rise	40°C rise
PFL2015-561MEC	0.56	0.060	0.070	600	1.3	1.6	1.9	1.3	1.8
PFL2015-681MEC	0.68	0.062	0.075	460	1.2	1.6	1.8	1.1	1.5
PFL2015-102MEC	1.0	0.110	0.130	450	0.90	1.2	1.4	0.94	1.2
PFL2015-152MEC	1.5	0.160	0.190	145	0.70	0.90	1.05	0.78	1.1
PFL2015-222MEC	2.2	0.175	0.210	100	0.64	0.84	1.1	0.77	1.0
PFL2015-332MEC	3.3	0.255	0.280	60	0.48	0.65	0.72	0.70	0.90
PFL2015-472MEC	4.7	0.275	0.340	50	0.45	0.62	0.70	0.60	0.77
PFL2015-682MEC	6.8	0.340	0.400	40	0.38	0.52	0.60	0.52	0.68

PFL2510

Partnumber	Inductance ±20% (µH)	DCR(Ohms)		SRF typ (MHz)	Isat(A)			Irms(A)	
		nom	max		10% drop	20% drop	30% drop	20°C rise	40°C rise
PFL2510-151MEC	0.15	0.027	0.036	970	3.4	3.9	4.1	2.2	2.9
PFL2510-221MEC	0.22	0.037	0.047	815	2.9	3.3	3.4	1.8	2.5
PFL2510-681MEC	0.68	0.060	0.070	500	1.3	1.9	2.3	1.4	1.8
PFL2510-102MEC	1.0	0.072	0.083	375	1.3	1.6	1.8	1.4	1.9
PFL2510-222MEC	2.2	0.195	0.240	310	0.85	1.1	1.3	0.83	1.1
PFL2510-332MEC	3.3	0.490	0.590	245	0.70	0.89	0.99	0.53	0.71
PFL2510-472MEC	4.7	0.760	0.900	175	0.66	0.83	0.89	0.43	0.58

PFL2512

Partnumber	Inductance ±20% (µH)	DCR(Ohms)		SRF typ (MHz)	Isat(A)			Irms(A)	
		nom	max		10% drop	20% drop	30% drop	20°C rise	40°C rise
PFL2512-681MEC	0.68	0.064	0.080	550	2.1	3.1	3.5	1.7	2.2
PFL2512-102MEC	1.0	0.080	0.092	375	1.6	2.6	2.9	1.3	1.7
PFL2512-152MEC	1.5	0.16	0.185	300	1.4	1.9	2.0	0.90	1.2
PFL2512-222MEC	2.2	0.24	0.27	225	0.87	1.4	1.7	0.76	1.0
PFL2512-332MEC	3.3	0.48	0.54	200	0.85	1.2	1.4	0.60	0.78
PFL2512-472MEC	4.7	0.77	0.85	185	0.83	1.1	1.2	0.43	0.57

PFL3215

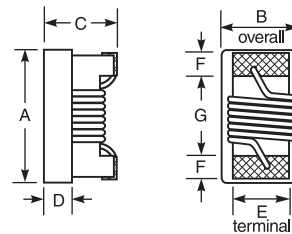
Partnumber	Inductance ±20% (µH)	DCR(Ohms)		SRF typ (MHz)	Isat(A)			Irms(A)	
		nom	max		10% drop	20% drop	30% drop	20°C rise	40°C rise
PFL3215-681MEC	0.68	0.028	0.033	450	2.1	2.5	2.7	1.5	2.1
PFL3215-102MEC	1.0	0.030	0.038	375	1.8	2.1	2.3	1.4	1.9
PFL3215-222MEC	2.2	0.114	0.130	250	0.95	1.2	1.4	1.1	1.4
PFL3215-332MEC	3.3	0.175	0.195	190	0.73	0.92	1.1	0.82	1.1
PFL3215-472MEC	4.7	0.332	0.372	170	0.64	0.81	0.9	0.52	0.72
PFL3215-682MEC	6.8	0.640	0.720	155	0.6	0.7	0.75	0.37	0.50
PFL3215-103MEC	10	1.29	1.34	125	0.5	0.55	0.60	0.30	0.39
PFL3215-153MEC	15	1.80	2.10	105	0.35	0.42	0.44	0.24	0.32
PFL3215-333MEC	33	1.70	1.92	13.5	0.29	0.34	0.36	0.27	0.36

PFL4514

Partnumber	Inductance ±20% (µH)	DCR(Ohms)		SRF typ (MHz)	Isat(A)			Irms(A)	
		nom	max		10% drop	20% drop	30% drop	20°C rise	40°C rise
PFL4514-102MEC	1.0	0.080	0.096	300	2.8	3.8	4.2	1.5	2.0
PFL4514-222MEC	2.2	0.115	0.135	240	1.8	2.6	3.0	1.2	1.5
PFL4514-472MEC	4.7	0.220	0.260	180	1.4	1.9	2.1	0.89	1.2
PFL4514-682MEC	6.8	0.400	0.480	170	1.1	1.5	1.7	0.86	1.2
PFL4514-103MEC	10	0.680	0.800	140	0.97	1.2	1.4	0.49	0.67
PFL4514-153MEC	15	1.140	1.350	110	0.77	0.99	1.1	0.44	0.58
PFL4514-223MEC	22	2.330	2.750	75	0.59	0.74	0.79	0.31	0.41

PFL4517

Partnumber	Inductance ±20% (µH)	DCR(Ohms)		SRF typ (MHz)	Isat(A)			Irms(A)	
		nom	max		10% drop	20% drop	30% drop	20°C rise	40°C rise
PFL4517-681MEC	0.68	0.040	0.050	375	4.1	6.0	6.5	1.9	2.7
PFL4517-102MEC	1.0	0.050	0.060	300	3.5	4.8	5.3	1.7	2.3
PFL4517-222MEC	2.2	0.078	0.095	235	2.7	4.0	4.2	1.4	1.8
PFL4517-272MEC	2.7	0.168	0.200	210	2.1	2.5	2.6	1.2	1.7
PFL4517-332MEC	3.3	0.150	0.180	205	2.2	2.9	3.2	0.85	1.2
PFL4517-472MEC	4.7	0.210	0.250	185	2.0	2.7	3.0	0.80	1.1
PFL4517-562MEC	5.6	0.240	0.290	170	1.7	2.4	2.6	0.70	1.0
PFL4517-822MEC	8.2	0.390	0.460	150	1.4	2.1	2.3	0.50	0.69
PFL4517-103MEC	10	0.620	0.700	97	1.0	1.4	1.5	0.63	0.83



Dimensions (inches mm)

Series	A max	B max	C max	D ref	E	F	G
PFL1005	0.045 1.14	0.025 0.635	0.028 0.71	0.010 0.254	0.020 0.508	0.009 0.228	0.0206 0.523
PFL1609	0.071 1.80	0.042 1.07	0.037 0.95	0.015 0.38	0.030 0.76	0.012 0.305	0.036 0.91
PFL2010	0.087 2.20	0.057 1.45	0.039 1.0	0.015 0.38	0.050 1.27	0.012 0.305	0.056 1.42
PFL2015	0.087 2.20	0.057 1.45	0.059 1.50	0.015 0.38	0.050 1.27	0.012 0.305	0.056 1.42
PFL2510	0.110 2.79	0.090 2.29	0.040 1.02	0.018 0.457	0.080 2.03	0.012 0.305	0.076 1.93
PFL2512	0.110 2.79	0.090 2.29	0.048 1.22	0.018 0.457	0.080 2.03	0.012 0.305	0.076 1.93
PFL3215	0.126 3.20	0.090 2.286	0.059 1.50	0.018 0.45	0.080 2.03	0.012 0.30	0.082 2.08
PFL4514	0.193 4.90	0.134 3.40	0.055 1.40	0.025 0.64	0.120 3.05	0.022 0.56	0.136 3.45
PFL4517	0.193 4.90	0.134 3.40	0.067 1.70	0.025 0.64	0.120 3.05	0.022 0.56	0.136 3.45





EPL2010

Partnumber	Inductance ±20% (µH)	DCR(Ohms)		SRF typ (MHz)	Isat (A)			Irms(A)	
		nom	max		10% drop	20% drop	30% drop	20°C rise	40°C rise
EPL2010-181MLC	0.18	0.024	0.029	615	13	22	29	2.37	3.17
EPL2010-271MLC	0.27	0.032	0.038	412	12	21	26	1.76	2.31
EPL2010-421MLC	0.42	0.040	0.048	283	10	16	22	1.66	2.16
EPL2010-681MLC	0.68	0.058	0.070	214	0.80	1.3	2.0	1.48	1.94
EPL2010-821MLC	0.82	0.068	0.082	173	0.70	1.2	1.6	1.28	1.68
EPL2010-102MLC	1.0	0.099	0.119	145	0.65	1.0	1.35	1.04	1.36
EPL2010-152MLC	1.5	0.141	0.155	102	0.60	0.95	1.30	0.799	1.04
EPL2010-222MLC	2.2	0.202	0.222	80	0.43	0.78	1.05	0.751	0.978
EPL2010-332MLC	3.3	0.272	0.299	63	0.35	0.63	0.85	0.671	0.879
EPL2010-472MLC	4.7	0.429	0.472	50	0.30	0.47	0.65	0.527	0.680
EPL2010-682MLC	6.8	0.512	0.563	46	0.24	0.43	0.57	0.440	0.575
EPL2010-822MLC	8.2	0.827	0.910	42	0.22	0.40	0.53	0.415	0.520
EPL2010-103MLC	10	0.914	1.00	33	0.20	0.35	0.47	0.392	0.495
EPL2010-123MLC	12	1.12	1.34	32	0.15	0.26	0.35	0.380	0.480



EPL2014

Partnumber	Inductance ±20% (µH)	DCR(Ohms)		SRF typ (MHz)	Isat (A)			Irms(A)	
		nom	max		10% drop	20% drop	30% drop	20°C rise	40°C rise
EPL2014-271MLC	0.27	0.030	0.036	570	1.50	2.30	2.80	2.04	2.73
EPL2014-421MLC	0.42	0.037	0.044	438	1.40	2.00	2.40	1.93	2.57
EPL2014-601MLC	0.60	0.043	0.052	290	1.20	1.80	2.25	1.83	2.43
EPL2014-821MLC	0.82	0.051	0.061	163	0.950	1.40	1.75	1.49	2.03
EPL2014-102MLC	1.0	0.059	0.071	153	0.900	1.30	1.68	1.43	1.94
EPL2014-152MLC	1.5	0.075	0.086	109	0.720	1.20	1.60	1.34	1.86
EPL2014-222MLC	2.2	0.120	0.132	80	0.600	0.980	1.30	1.07	1.42
EPL2014-332MLC	3.3	0.152	0.167	62	0.540	0.800	1.10	0.923	1.23
EPL2014-472MLC	4.7	0.231	0.254	46	0.380	0.650	0.880	0.788	1.06
EPL2014-682MLC	6.8	0.287	0.316	44	0.350	0.590	0.800	0.676	0.915
EPL2014-822MLC	8.2	0.378	0.416	39	0.290	0.500	0.680	0.640	0.849
EPL2014-103MLC	10	0.440	0.459	33	0.250	0.450	0.600	0.564	0.729

EPL3010

Partnumber	Inductance ±20% (µH)	DCR(Ohms)		SRF typ (MHz)	Isat (A)			Irms(A)	
		nom	max		10% drop	20% drop	30% drop	20°C rise	40°C rise
EPL3010-301MLC	0.30	0.040	0.045	249	1.0	1.6	2.2	1.7	2.2
EPL3010-102MLC	1.0	0.071	0.078	151	0.80	1.3	1.8	1.2	1.7
EPL3010-152MLC	1.5	0.086	0.095	116	0.68	1.1	1.6	1.2	1.6
EPL3010-222MLC	2.2	0.137	0.150	98	0.54	0.92	1.3	0.98	1.3
EPL3010-472MLC	4.7	0.278	0.306	60	0.36	0.61	0.80	0.74	0.99
EPL3010-103MLC	10	0.573	0.631	38	0.20	0.34	0.48	0.52	0.70
EPL3010-223MLC	22	1.25	1.38	27	0.18	0.30	0.42	0.35	0.47



EPL3012

Partnumber	Inductance ±20% (µH)	DCR(Ohms)		SRF typ (MHz)	Isat (A)			Irms(A)	
		nom	max		10% drop	20% drop	30% drop	20°C rise	40°C rise
EPL3012-102MLC	1.0	0.060	0.066	110	0.85	1.4	2.0	1.7	2.2
EPL3012-152MLC	1.5	0.069	0.075	103	0.70	1.2	1.7	1.5	1.9
EPL3012-182MLC	1.8	0.076	0.084	92	0.65	1.1	1.6	1.4	1.8
EPL3012-222MLC	2.2	0.097	0.106	76	0.55	0.95	1.4	1.3	1.7
EPL3012-332MLC	3.3	0.136	0.150	62	0.50	0.90	1.1	1.1	1.4
EPL3012-472MLC	4.7	0.165	0.181	52	0.47	0.85	1.0	0.90	1.1
EPL3012-103MLC	10	0.316	0.348	32	0.34	0.59	0.80	0.60	0.79
EPL3012-223MLC	22	0.718	0.790	18	0.17	0.38	0.61	0.42	0.54



EPL3015

Partnumber	Inductance ±20% (µH)	DCR(Ohms)		SRF typ (MHz)	Isat (A)			Irms(A)	
		nom	max		10% drop	20% drop	30% drop	20°C rise	40°C rise
EPL3015-901MLC	0.90	0.048	0.055	130	1.20	1.90	2.40	1.85	2.45
EPL3015-122MLC	1.2	0.054	0.062	105	1.00	1.60	2.05	1.80	2.40
EPL3015-152MLC	1.5	0.062	0.072	100	0.90	1.40	1.90	1.55	2.05
EPL3015-222MLC	2.2	0.082	0.094	75	0.75	1.20	1.60	1.50	2.00
EPL3015-332MLC	3.3	0.108	0.124	55	0.65	1.10	1.40	1.20	1.70
EPL3015-472MLC	4.7	0.145	0.167	50	0.55	0.90	1.20	1.00	1.40
EPL3015-682MLC	6.8	0.194	0.223	38	0.45	0.75	1.00	0.90	1.20
EPL3015-103MLC	10	0.301	0.346	32	0.35	0.59	0.81	0.76	1.00
EPL3015-153MLC	15	0.435	0.500	26	0.24	0.43	0.62	0.61	0.82
EPL3015-223MLC	22	0.576	0.662	20	0.21	0.36	0.51	0.56	0.74
EPL3015-333MLC	33	0.860	0.989	15.5	0.19	0.32	0.45	0.44	0.59

Which Molded Power Inductor is Right for You?

XAL	Widest range of sizes & high current
XFL	Low DCR & lowest profile
XEL	High current and low AC losses for high frequency
XGL (NEW!)	Lowest DCR, extremely low AC losses and widest inductance range

XFL2005

Partnumber	Inductance ±20% (µH)	DCR(Ohms)		SRF typ (MHz)	Isat (A)			Irms(A)	
		nom	max		10% drop	20% drop	30% drop	20°C rise	40°C rise
XFL2005-151MEC	0.15	0.095	0.098	590	1.05	1.65	1.90	1.25	1.60
XFL2005-221MEC	0.22	0.111	0.128	480	0.72	1.20	1.50	1.13	1.48
XFL2005-331MEC	0.33	0.144	0.166	380	0.65	1.05	1.30	1.00	1.30
XFL2005-471MEC	0.47	0.177	0.204	275	0.60	0.97	1.20	0.95	1.25
XFL2005-681MEC	0.68	0.215	0.247	220	0.50	0.75	0.95	0.80	1.05
XFL2005-103MEC	10.0	2.78	3.10	48	0.13	0.19	0.24	0.22	0.29

XFL2006

Partnumber	Inductance ±20% (µH)	DCR(Ohms)		SRF typ (MHz)	Isat (A)			Irms(A)	
		nom	max		10% drop	20% drop	30% drop	20°C rise	40°C rise
XFL2006-102MEC	1.0	0.153	0.169	170	0.71	1.0	1.2	0.910	1.22
XFL2006-222MEC	2.2	0.278	0.306	110	0.49	0.69	0.78	0.710	0.950
XFL2006-332MEC	3.3	0.460	0.506	88	0.42	0.56	0.66	0.550	0.720
XFL2006-472MEC	4.7	0.665	0.732	68	0.31	0.44	0.52	0.500	0.660
XFL2006-562MEC	5.6	0.75	0.825	61	0.30	0.43	0.50	0.460	0.600
XFL2006-682MEC	6.8	0.92	1.02	57	0.26	0.35	0.41	0.400	0.520
XFL2006-822MEC	8.2	1.08	1.19	51	0.24	0.33	0.39	0.370	0.490
XFL2006-103MEC	10.0	1.27	1.40	45	0.24	0.31	0.37	0.345	0.440
XFL2006-153MEC	15.0	2.02	2.22	37	0.19	0.25	0.29	0.265	0.350
XFL2006-223MEC	22.0	2.78	3.06	30.5	0.150	0.205	0.240	0.235	0.305
XFL2006-333MEC	33.0	4.45	4.90	24.0	0.110	0.150	0.180	0.160	0.205
XFL2006-473MEC	47.0	5.60	6.16	19.5	0.090	0.130	0.155	0.155	0.205
XFL2006-563MEC	56.0	6.65	7.32	16.5	0.085	0.120	0.145	0.145	0.195
XFL2006-683MEC	68.0	8.50	9.35	16.0	0.080	0.115	0.135	0.115	0.155
XFL2006-823MEC	82.0	9.25	10.18	13.5	0.065	0.090	0.115	0.125	0.165
XFL2006-104MEC	100.0	11.10	12.25	13.0	0.065	0.090	0.115	0.100	0.135



XFL2010

NEW!

Partnumber	Inductance ±20% (µH)	DCR(Ohms)		SRF typ (MHz)	Isat (A)			Irms(A)	
		typ	max		10% drop	20% drop	30% drop	20°C rise	40°C rise
XFL2010-400MEC	0.04	0.012	0.016	2200	5.50	7.50	8.60	3.40	4.80
XFL2010-121MEC	0.12	0.017	0.022	730	3.00	4.25	4.90	2.70	3.70
XFL2010-221MEC	0.22	0.020	0.025	400	2.10	3.20	3.75	2.30	3.10
XFL2010-381MEC	0.38	0.028	0.033	280	1.70	2.50	3.05	2.10	2.85
XFL2010-601MEC	0.60	0.047	0.054	200	1.30	1.95	2.32	1.75	2.35
XFL2010-821MEC	0.82	0.052	0.061	160	1.05	1.52	1.95	1.60	2.15
XFL2010-102MEC	1.0	0.072	0.083	130	0.95	1.42	1.68	1.30	1.80
XFL2010-152MEC	1.5	0.100	0.115	110	0.75	1.16	1.45	1.15	1.55
XFL2010-222MEC	2.2	0.136	0.156	90	0.70	1.06	1.25	1.00	1.35
XFL2010-332MEC	3.3	0.185	0.213	65	0.60	0.85	1.00	0.88	1.20
XFL2010-472MEC	4.7	0.278	0.320	60	0.42	0.64	0.78	0.68	0.91
XFL2010-682MEC	6.8	0.352	0.405	50	0.39	0.61	0.72	0.58	0.79
XFL2010-822MEC	8.2	0.445	0.511	40	0.38	0.55	0.62	0.56	0.76
XFL2010-103MEC	10	0.517	0.595	36	0.29	0.45	0.56	0.51	0.67
XFL2010-183MEC	18	1.02	1.17	29	0.245	0.370	0.435	0.34	0.46
XFL2010-223MEC	22	1.30	1.50	23	0.190	0.280	0.340	0.31	0.42
XFL2010-333MEC	33	1.86	2.14	18	0.160	0.240	0.285	0.26	0.35
XFL2010-473MEC	47	2.53	2.91	16	0.130	0.200	0.250	0.25	0.31
XFL2010-563MEC	56	3.18	3.66	15	0.120	0.175	0.215	0.20	0.27
XFL2010-683MEC	68	3.46	3.98	13	0.110	0.170	0.210	0.19	0.26
XFL2010-823MEC	82	5.05	5.81	12	0.096	0.150	0.185	0.16	0.21
XFL2010-104MEC	100	6.07	6.98	11					

Q200
125°
XFL3010

Partnumber	Inductance ±20% (µH)	DCR(Ohms)		SRF typ (MHz)	Isat(A)			Irms(A)	
		nom	max		10% drop	20% drop	30% drop	20°C rise	40°C rise
XFL3010-601MEC	0.60	0.030	0.033	180	1.8	2.4	2.7	1.8	2.5
XFL3010-102MEC	1.0	0.043	0.049	128	1.5	2.1	2.4	1.6	2.3
XFL3010-152MEC	1.5	0.071	0.080	97	1.2	1.6	1.9	1.4	1.9
XFL3010-222MEC	2.2	0.111	0.122	78	0.94	1.2	1.5	1.0	1.3
XFL3010-332MEC	3.3	0.154	0.166	64	0.86	1.1	1.3	0.88	1.2
XFL3010-472MEC	4.7	0.217	0.230	57	0.71	0.97	1.1	0.84	1.1
XFL3010-682MEC	6.8	0.315	0.346	42.0	0.56	0.78	0.92	0.72	0.95
XFL3010-103MEC	10	0.472	0.519	35.0	0.44	0.61	0.71	0.62	0.82
XFL3010-153MEC	15	0.521	0.560	28.4	0.33	0.45	0.53	0.56	0.76
XFL3010-223MEC	22	0.770	0.818	21.7	0.26	0.35	0.40	0.48	0.66
XFL3010-333MEC	33	1.12	1.20	17.5	0.22	0.30	0.35	0.41	0.56
XFL3010-393MEC	39	1.23	1.40	16.9	0.21	0.29	0.33	0.37	0.51
XFL3010-473MEC	47	1.71	1.93	14.4	0.16	0.23	0.27	0.33	0.44
XFL3010-563MEC	56	1.95	2.16	13.6	0.16	0.22	0.25	0.3	0.41
XFL3010-683MEC	68	2.32	2.60	12.7	0.15	0.21	0.24	0.27	0.36
XFL3010-823MEC	82	2.77	3.10	11.6	0.14	0.20	0.23	0.26	0.34
XFL3010-104MEC	100	4.64	5.50	10.1	0.13	0.19	0.22	0.20	0.29
XFL3010-224MEC	220	9.91	12.0	6.9	0.08	0.12	0.14	0.14	0.19

Q200
125°
XFL501x

Partnumber	Inductance ±20% (µH)	DCR(Ohms)		SRF typ (MHz)	Isat(A)			Irms(A)	
		nom	max		10% drop	20% drop	30% drop	20°C rise	40°C rise
XFL5015-221MEC	0.22	0.004	0.005	155	9.3	12.3	13.3	11.6	16.2
XFL5015-421MEC	0.42	0.006	0.007	92	6.3	9.3	10.1	9.8	12.7
XFL5015-681MEC	0.68	0.008	0.009	70	4.6	7.7	8.5	8.3	11.3
XFL5015-122MEC	1.2	0.015	0.016	51	3.7	4.9	6.1	6.4	9.2
XFL5015-152MEC	1.5	0.018	0.020	48	3.1	4.8	5.8	5.8	8.0
XFL5018-222MEC	2.2	0.021	0.025	48	2.6	4.0	4.5	6.5	9.2
XFL5018-332MEC	3.3	0.032	0.037	32	2.1	3.1	3.4	6.0	8.0

Q200
125°
XFL5030

Partnumber	Inductance ±20% (µH)	DCR(Ohms)		SRF typ (MHz)	Isat(A)			Irms(A)	
		typ	max		10% drop	20% drop	30% drop	20°C rise	40°C rise
XFL5030-271MEC	0.27	0.002	0.003	132	10.0	11.0	11.5	18.0	25.5
XFL5030-561MEC	0.56	0.003	0.004	77.0	7.5	8.5	9.0	14.6	21.0
XFL5030-102MEC	1.0	0.004	0.005	60.0	5.4	6.2	6.5	13.0	18.0
XFL5030-222MEC	2.2	0.011	0.012	37.4	3.5	4.0	4.3	8.2	11.5
XFL5030-332MEC	3.3	0.014	0.016	28.7	3.1	4.0	4.2	7.2	10.0
XFL5030-472MEC	4.7	0.019	0.022	24.5	2.5	3.1	3.3	6.2	8.7

Q200
85°
XFL3012

Partnumber	Inductance ±20% (µH)	DCR(Ohms)		SRF typ (MHz)	Isat(A)			Irms(A)	
		nom	max		10% drop	20% drop	30% drop	20°C rise	40°C rise
XFL3012-331MEC	0.33	0.023	0.027	293	2.3	3.0	3.4	2.6	3.5
XFL3012-561MEC	0.56	0.028	0.032	203	1.8	2.5	2.9	2.2	3.0
XFL3012-681MEC	0.68	0.034	0.040	164	1.6	2.2	2.7	2.1	2.8
XFL3012-102MEC	1.0	0.039	0.046	115	1.4	1.9	2.3	1.9	2.6
XFL3012-152MEC	1.5	0.060	0.072	94.4	1.3	1.8	2.2	1.6	2.2
XFL3012-222MEC	2.2	0.081	0.097	73.2	1.0	1.3	1.6	1.4	1.9
XFL3012-332MEC	3.3	0.106	0.127	61.6	0.87	1.2	1.4	1.2	1.6
XFL3012-472MEC	4.7	0.143	0.171	52.6	0.72	1.0	1.2	1.0	1.4
XFL3012-682MEC	6.8	0.166	0.200	39.9	0.61	0.84	0.97	0.94	1.3
XFL3012-103MEC	10	0.255	0.306	34.6	0.50	0.65	0.74	0.90	1.2
XFL3012-153MEC	15	0.394	0.483	25.8	0.43	0.58	0.65	0.74	1.0
XFL3012-223MEC	22	0.608	0.630	22.2	0.32	0.45	0.52	0.58	0.80
XFL3012-333MEC	33	0.855	0.896	16.6	0.23	0.32	0.38	0.42	0.57
XFL3012-393MEC	39	0.919	0.985	15.9	0.23	0.32	0.37	0.39	0.54
XFL3012-473MEC	47	1.220	1.32	13.7	0.21	0.28	0.32	0.33	0.46
XFL3012-563MEC	56	1.430	1.52	12.1	0.19	0.26	0.30	0.32	0.44
XFL3012-683MEC	68	2.16	2.37	10.9	0.16	0.21	0.25	0.31	0.42
XFL3012-823MEC	82	2.30	2.44	10.8	0.15	0.21	0.24	0.26	0.34
XFL3012-104MEC	100	2.63	3.00	9.4	0.17	0.24	0.28	0.29	0.39
XFL3012-224MEC	220	6.83	8.00	6.1	0.09	0.14	0.16	0.17	0.23

Q200
125°
XFL6012

Partnumber	Inductance ±20% (µH)	DCR(Ohms)		SRF typ (MHz)	Isat(A)			Irms(A)	
		nom	max		10% drop	20% drop	30% drop	20°C rise	40°C rise
XFL6012-181MEC	0.18	0.007	0.008	130	10.1	13.7	14.3	10.1	13.2
XFL6012-391MEC	0.39	0.011	0.012	83	6.7	9.9	11.2	8.9	12.5
XFL6012-601MEC	0.60	0.014	0.015	65	5.7	8.9	10.4	8.3	11.2
XFL6012-801MEC	0.80	0.018	0.020	58	4.2	7.6	9.3	6.7	9.4
XFL6012-102MEC	1.0	0.022	0.025	52	3.5	6.3	8.0	6.0	8.0

Q200
125°
XFL7015

Partnumber	Inductance ±20% (µH)	DCR(Ohms)		SRF typ (MHz)	Isat(A)			Irms(A)	
		nom	max		10% drop	20% drop	30% drop	20°C rise	40°C rise
XFL7015-251MEC	0.25	0.004	0.004	80	9.0	12.5	14.5	16.0	20.0
XFL7015-471MEC	0.47	0.006	0.006	56	6.5	10.0	11.5	12.5	17.0
XFL7015-681MEC	0.68	0.008	0.008	49	4.7	8.5	10.0	11.5	15.0
XFL7015-102MEC	1.0	0.014	0.016	39	4.0	6.3	7.4	7.50	10.5
XFL7015-152MEC	1.5	0.018	0.023	33	3.0	5.5	6.6	6.00	8.00

Q200
125°
XEL3515

Partnumber	Inductance ±20% (µH)	DCR(mOhms)		SRF typ (MHz)	Isat(A)			Irms(A)	
		typ	max		10% drop	20% drop	30% drop	20°C rise	40°C rise
XEL3515-720MEC	0.072	2.85	3.15	465	7.0	10.5	16.0	17.9	23.6
XEL3515-151MEC	0.15	4.80	5.30	270	5.5	9.0	12.5	13.0	17.5
XEL3515-221MEC	0.22	7.80	8.60	220	4.8	7.0	10.0	9.6	12.7
XEL3515-351MEC	0.35	11.8	13.0	150	3.3	5.8	8.0	8.5	11.4
XEL3515-561MEC	0.56	21.5	23.7	120	3.0	4.5	6.5	6.0	8.1

Q200
125°
XFL4012

Partnumber	Inductance ±20% (µH)	DCR(Ohms)		SRF typ (MHz)	Isat(A)			Irms(A)	
		nom	max		10% drop	20% drop	30% drop	20°C rise	40°C rise
XFL4012-121MEC	0.12	0.005	0.006	220	6.9	9.8	11.3	9.60	13.20
XFL4012-251MEC	0.25	0.008	0.008	150	4.4	7.7	9.7	8.15	11.45
XFL4012-471MEC	0.47	0.014	0.016	115	3.2	5.5	6.7	6.25	8.70
XFL4012-601MEC	0.60	0.018	0.019	95	2.8	5.0	6.5	5.45	7.65

Q200
125°
XEL3520

Partnumber	Inductance ±20% (µH)	DCR(mOhms)		SRF typ (MHz)	Isat(A)			Irms(A)	
		typ	max		10% drop	20% drop	30% drop	20°C rise	40°C rise
XEL3520-700MEC	0.070	2.45	2.85	471	18.5			5.3	7.5
XEL3520-131MEC	0.13	3.50	4.05	294	13.8			4.5	6.4
XEL3520-201MEC	0.2	4.90	5.65	227	11.8			4.0	5.6
XEL3520-331MEC	0.3	8.00	9.20	158	8.7			3.2	5.0
XEL3520-471MEC	0.47	9.44	10.85	135	8.0			2.9	4.6
XEL3520-561MEC	0.56	14.50	16.70	129	7.3			2.4	3.8
XEL3520-801MEC	0.80	20.50	23.55	94	5.6			2.0	3.1
XEL3520-112MEC	1.1	31.50	36.25	80	5.0			1.7	2.7
XEL3520-122MEC	1.2	35.00	40.25	70	4.8			1.5	2.5

Q200
125°
XFL4015

Partnumber	Inductance ±20% (µH)	DCR(Ohms)		SRF typ (MHz)	Isat(A)			Irms(A)	
		nom	max		10% drop	20% drop	30% drop	20°C rise	40°C rise
XFL4015-181MEC	0.18	0.004	0.005	150	6.2	8.0	8.5	12.0	14.5
XFL4015-331MEC	0.33	0.007	0.008	112	5.5	7.0	7.5	9.6	13.2
XFL4015-471MEC	0.47	0.008	0.008	89	3.5	5.4	6.6	9.1	11.2
XFL4015-701MEC	0.70	0.010	0.010	70	3.3	5.3	6.3	7.2	10.1
XFL4015-122MEC	1.2	0.019	0.021	61	2.6	3.7	4.5	5.1	7.1

Q200
125°
XEL3530

Partnumber	Inductance ±20% (µH)	DCR(mOhms)		SRF typ (MHz)	Isat(A)			Irms(A)	
		typ	max		10% drop	20% drop	30% drop	20°C rise	40°C rise
XEL3530-231MEC	0.23	4.20	4.85	211	10.6			12.6	17.2
XEL3530-301MEC	0.30	5.20	6.00	173	9.2			11.3	15.3
XEL3530-401MEC	0.40	6.10	7.10	149	8.3			9.1	12.7
XEL3530-501MEC	0.50	7.20	8.35	129	7.9			8.5	11.4
XEL3530-681MEC	0.68	10.3	11.85	110	6.2			7.0	9.2
XEL3530-901MEC	0.90	12.7	14.6	95	5.9			5.9	8.4
XEL3530-122MEC	1.2	17.8	20.5	79	5.2			4.2	6.0

Q200
125°
XFL4020

Partnumber	Inductance ±20% (µH)	DCR(Ohms)		SRF typ (MHz)	Isat(A)			Irms(A)	
		nom</							

Q200
125°

XEL4020*



Partnumber	Inductance ±20% (µH)	DCR (mOhms)		SRF typ (MHz)	Isat (A) 30% drop	Irms(A)	
		typ	max			20°C rise	40°C rise
XEL4020-800MEC	0.08	1.50	1.80	305	33.2	15.5	21.4
XEL4020-101MEC	0.10	2.04	2.50	280	28.5	14.6	19.9
XEL4020-201MEC	0.20	3.04	3.35	180	19.7	14.0	17.2
XEL4020-331MEC	0.33	5.18	5.70	124	15.7	11.9	15.4
XEL4020-561MEC	0.56	8.00	8.80	90	11.3	9.9	13.8
XEL4020-821MEC	0.82	11.80	13.00	69	10.2	8.1	11.5
XEL4020-102MEC	1.0	13.25	14.60	68	9.0	6.7	9.6
XEL4020-122MEC	1.2	17.75	19.50	59	8.1	6.6	9.0
XEL4020-152MEC	1.5	21.45	23.60	54	7.4	5.2	7.5
XEL4020-222MEC	2.2	35.20	38.70	41	5.9	4.0	5.5

Q200
125°

XEL4030*



Partnumber	Inductance ±20% (µH)	DCR (mOhms)		SRF typ (MHz)	Isat (A) 30% drop	Irms(A)	
		nom	max			20°C rise	40°C rise
XEL4030-101MEC	0.10	1.50	1.80	240	30.0	20.4	25.8
XEL4030-201MEC	0.20	2.15	2.40	155	22.0	17.0	21.6
XEL4030-301MEC	0.30	2.80	3.10	115	19.0	14.9	18.9
XEL4030-471MEC	0.47	4.10	4.60	95	15.5	12.3	15.6
XEL4030-641MEC	0.64	5.30	5.90	80	13.5	10.9	13.7
XEL4030-901MEC	0.90	8.00	8.80	68	10.0	8.8	11.2
XEL4030-102MEC	1.0	8.89	9.78	65	9.0	8.4	10.7
XEL4030-122MEC	1.2	10.4	11.5	60	8.7	7.8	9.8
XEL4030-152MEC	1.5	15.1	16.6	58	8.5	6.4	8.1
XEL4030-222MEC	2.2	20.1	22.1	40	6.1	5.8	7.8
XEL4030-332MEC	3.3	26.1	28.6	35	5.9	5.0	6.6
XEL4030-472MEC	4.7	40.0	44.1	30	4.6	3.9	5.1
XEL4030-682MEC	6.8	67.4	74.1	20	3.6	3.0	3.9

*High-voltage version available. Visit www.coilcraft.com.

Q200
125°

XEL5020



Partnumber	Inductance ±20% (µH)	DCR (mOhms)		SRF typ (MHz)	Isat (A) 30% drop	Irms(A)	
		typ	max			20°C rise	40°C rise
XEL5020-101MEC	0.10	1.90	2.20	209	39.0	19.0	25.0
XEL5020-221MEC	0.22	3.50	4.05	129	28.0	17.0	21.0
XEL5020-381MEC	0.38	4.80	5.50	89	22.0	12.0	15.0
XEL5020-681MEC	0.68	8.90	10.25	65	16.3	8.6	12.0
XEL5020-901MEC	0.90	10.90	12.53	57	13.9	8.4	10.0
XEL5020-102MEC	1.0	12.60	14.50	53	12.4	7.4	9.6

Q200
125°

XEL5030



Partnumber	Inductance ±20% (µH)	DCR (mOhms)		SRF typ (MHz)	Isat (A) 30% drop	Irms(A)	
		typ	max			20°C rise	40°C rise
XEL5030-131MEC	0.13	1.53	1.83	187	44.0	25.0	35.0
XEL5030-261MEC	0.26	2.16	2.60	117	31.0	22.5	30.5
XEL5030-421MEC	0.42	3.00	3.60	84	23.5	18.0	25.0
XEL5030-601MEC	0.60	4.44	5.33	64	22.0	15.6	21.4
XEL5030-102MEC	1.0	7.00	8.40	51	16.9	11.4	15.4
XEL5030-122MEC	1.2	8.80	10.5	49	15.3	10.4	14.4
XEL5030-152MEC	1.5	9.90	11.9	45	15.0	8.6	12.2
XEL5030-222MEC	2.2	13.2	14.5	36	10.5	7.2	9.7
XEL5030-332MEC	3.3	21.2	23.3	28	8.40	5.9	8.1
XEL5030-472MEC	4.7	36.0	40.0	23	6.70	4.3	5.9

Q200
125°

XEL5050 High Current



Partnumber	Inductance ±20% (µH)	DCR (mOhms)		SRF typ (MHz)	Isat (A) 30% drop	Irms(A)	
		nom	max			20°C rise	40°C rise
XEL5050-141MEC	0.14	1.48	1.78	189	39.0	24.6	35.1
XEL5050-281MEC	0.28	2.20	2.64	117	28.0	22.2	30.1
XEL5050-471MEC	0.47	3.00	3.60	78	21.0	18.8	26.0
XEL5050-681MEC	0.68	3.79	4.55	68	18.2	15.8	22.0
XEL5050-901MEC	0.90	4.67	5.60	60	17.2	14.3	19.6
XEL5050-122MEC	1.2	5.40	6.48	51	15.2	12.8	17.3
XEL5050-182MEC	1.8	7.78	9.34	43	12.8	10.5	14.4
XEL5050-222MEC	2.2	10.36	12.4	38	9.5	9.0	12.1
XEL5050-332MEC	3.3	13.30	14.6	31	8.4	7.8	10.6
XEL5050-472MEC	4.7	19.60	21.5	24	7.4	5.9	8.1
XEL5050-562MEC	5.6	22.60	24.8	23	6.6	5.5	7.6
XEL5050-682MEC	6.8	26.75	29.5	21	6.0	4.7	6.4
XEL5050-822MEC	8.2	31.75	34.9	18	5.6	4.5	6.1
XEL5050-103MEC	10.0	40.90	45.0	15	4.9	3.6	4.9
XEL5050-153MEC	15.0	69.70	76.7	13	3.7	2.9	3.9
XEL5050-223MEC	22.0	90.60	99.7	11	3.6	2.5	3.4

Which Molded Power Inductor is Right for You?

XAL	Widest range of sizes & high current
XFL	Low DCR & lowest profile
XEL	High current and low AC losses for high frequency
XGL (NEW!)	Lowest DCR, extremely low AC losses and widest inductance range

Q200
125°

XEL6030



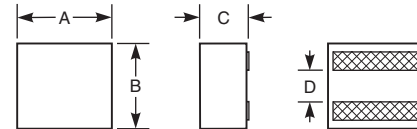
Partnumber	Inductance ±20% (µH)	DCR (mOhms)		SRF typ (MHz)	Isat (A) 30% drop	Irms(A)	
		nom	max			20°C rise	40°C rise
XEL6030-151MEC	0.15	1.35	1.49	147	45.0	23.6	33.3
XEL6030-281MEC	0.28	2.10	2.35	97	38.0	18.9	26.7
XEL6030-471MEC	0.47	3.01	3.31	63	28.0	15.8	22.3
XEL6030-821MEC	0.82	5.09	5.60	52	21.0	12.1	16.0
XEL6030-102MEC	1.0	6.32	6.95	43	18.0	12.0	16.0
XEL6030-152MEC	1.5	9.57	10.52	34	15.0	10.0	14.0
XEL6030-222MEC	2.2	12.70	13.97	30	13.0	7.0	10.0
XEL6030-332MEC	3.3	19.92	20.81	26	10.5	6.0	8.0

Q200
125°

XEL6060



Partnumber	Inductance ±20% (µH)	DCR (mOhms)		SRF typ (MHz)	Isat (A) 30% drop	Irms(A)	
		nom	max			20°C rise	40°C rise
XEL6060-331MEC	0.33	1.98	2.20	79	30.0	23.6	31.8
XEL6060-561MEC	0.56	2.60	2.90	59	23.0	20.6	27.7
XEL6060-821MEC	0.82	3.03	3.33	52	20.0	19.1	25.7
XEL6060-102MEC	1.0	3.70	4.07	47	20.0	17.2	23.2
XEL6060-152MEC	1.5	4.28	4.71	41	19.0	16.0	21.6
XEL6060-222MEC	2.2	6.10	6.70	33	16.0	13.4	18.1
XEL6060-272MEC	2.7	6.94	7.63	26	13.8	12.6	17.0
XEL6060-472MEC	4.7	13.65	15.02	23	11.4	9.0	12.1
XEL6060-682MEC	6.8	20.82	22.90	16	7.9	7.3	9.8
XEL6060-822MEC	8.2	22.71	24.98	15	7.6	7.0	9.4
XEL6060-123MEC	12	36.66	40.33	12	5.8	5.5	7.4



Dimensions (inches mm)

Series	A max	B max	C max	D
XEL3515	0.144 3.65	0.132 3.35	0.059 1.5	0.045 1.14
XEL3520	0.144 3.65	0.132 3.35	0.079 2.5	0.045 1.14
XEL3530	0.144 3.65	0.132 3.35	0.118 3.0	0.045 1.14
XEL4012	0.169 4.3	0.169 4.3	0.047 1.20	0.062 1.57
XEL4014	0.169 4.3	0.169 4.3	0.055 1.40	0.062 1.57
XEL4020	0.169 4.3	0.169 4.3	0.083 2.10	0.062 1.57
XEL4030 ≤0.30 µH	0.169 4.3	0.169 4.3	0.126 3.20	0.062 1.57
XEL4030 ≥0.47 µH	0.169 4.3	0.169 4.3	0.122 3.10	0.062 1.57
XEL5020 ≤0.10 µH	0.224 5.68	0.216 5.48	0.0866 2.20	0.091 2.31
XEL5020 ≥0.22 µH	0.224 5.68	0.216 5.48	0.0826 2.10	0.091 2.31
XEL5030 ≤0.60 µH	0.224 5.68	0.216 5.48	0.126 3.20	0.091 2.31
XEL5030 ≥1.20 µH	0.224 5.68	0.216 5.48	0.122 3.10	0.091 2.31
XEL5050 ≤1.20 µH	0.224 5.68	0.216 5.48	0.209 5.30	0.091 2.31
XEL5050 ≥1.8 µH	0.224 5.68	0.216 5.48	0.205 5.20	0.091 2.31
XEL5050 ≤3.3 µH	0.224 5.68	0.216 5.48	0.201 5.10	0.091 2.31
XEL6030 ≤0.82 µH	0.266 6.76	0.258 6.56	0.126 3.20	0.122 3.10
XEL6030 ≥1.0 µH	0.266 6.76	0.258 6.56	0.122 3.10	0.122 3.10
XEL6060	0.266 6.76	0.258 6.56	0.240 6.10	0.120 3.04
XFL3010	0.126 3.2	0.126 3.2	0.043 1.10	0.050 1.26
XFL3012	0.126 3.2	0.126 3.2	0.051 1.30	0.050 1.26
XFL4012	0.169 4.3	0.169 4.3	0.047 1.20	0.063 1.6
XFL4015	0.169 4.3	0.169 4.3	0.063 1.60	0.063 1.6
XFL4020	0.169 4.3	0.169 4.3	0.083 2.10	0.063 1.6
XFL4030	0.169 4.3	0.169 4.3	0.122 3.10	0.063 1.6
XFL5015	0.216 5.48	0.224 5.68	0.059 1.50	0.091 2.31
XFL5018	0.216 5.48	0.224 5.68	0.071 1.80	0.091 2.31
XFL5030	0.216 5.48	0.224 5.68	0.122 3.10	0.091 2.31
XFL6012	0.266 6.76	0.258 6.56	0.047 1.20	0.110 2.8
XFL7015	0.315 8.0	0.315 8.0	0.059 1.50	0.123 3.12

Q200 **XGL3014** **NEW!**

Partnumber	Inductance ±20% (µH)	DCR (mOhms)		SRF typ (MHz)	Isat (A) 30% drop	I _{rms} (A)	
		typ	max			20°C rise	40°C rise
XGL3014-820MEC	0.082	2.2	2.6	430	16.1	15.0	23.5
XGL3014-101MEC	0.10	2.6	3.1	380	13.9	13.8	21.5
XGL3014-201MEC	0.20	5.0	5.9	220	8.7	11.3	15.0
XGL3014-331MEC	0.33	7.3	8.7	150	7.4	8.9	12.3
XGL3014-471MEC	0.47	9.8	11.7	120	6.0	6.5	9.3
XGL3014-651MEC	0.65	13.7	16.4	110	5.0	6.2	8.3
XGL3014-801MEC	0.80	16.1	19.3	90	4.5	5.8	7.9
XGL3014-102MEC	1.0	19.0	22.7	75	4.1	5.3	7.1
XGL3014-142MEC	1.4	30.6	36.7	60	3.3	4.2	5.6
XGL3014-182MEC	1.8	38.1	45.7	55	3.0	4.1	5.6

Q200 **XGL3530** **NEW!**

Partnumber	Inductance ±20% (µH)	DCR (mOhms)		SRF typ (MHz)	Isat (A) 30% drop	I _{rms} (A)	
		typ	max			20°C rise	40°C rise
XGL3530-101MEC	0.10	2.1	2.5	320	16.5	20.0	27.5
XGL3530-201MEC	0.20	3.0	3.5	220	11.8	16.6	22.4
XGL3530-331MEC	0.33	4.0	4.6	160	9.1	13.4	18.5
XGL3530-451MEC	0.45	4.9	5.6	140	7.8	11.9	15.9
XGL3530-601MEC	0.60	6.0	6.9	110	7.4	10.8	14.7
XGL3530-701MEC	0.70	6.9	8.0	100	7.3	9.5	12.9
XGL3530-821MEC	0.82	8.0	9.2	95	6.7	9.2	12.5
XGL3530-102MEC	1.0	9.1	10.5	82	6.2	8.6	11.7
XGL3530-122MEC	1.2	11.1	12.8	73	5.6	7.8	10.4
XGL3530-152MEC	1.5	13.3	15.3	66	5.2	6.5	8.8
XGL3530-222MEC	2.2	20.0	23.0	52	4.0	5.2	7.2
XGL3530-332MEC	3.3	32.5	37.4	43	3.3	4.0	5.4
XGL3530-472MEC	4.7	44.5	51.2	33	2.7	3.3	4.5
XGL3530-562MEC	5.6	54.0	62.1	30	2.4	3.0	4.05
XGL3530-682MEC	6.8	68.0	78.2	28	2.1	2.7	3.65

Q200 **XGL3512** **NEW!**

Partnumber	Inductance ±20% (µH)	DCR (mOhms)		SRF typ (MHz)	Isat (A) 30% drop	I _{rms} (A)	
		typ	max			20°C rise	40°C rise
XGL3512-820MEC	0.082	2.8	3.3	340	17.3	15.7	21.2
XGL3512-900MEC	0.090	3.3	3.8	330	16.4	14.4	19.4
XGL3512-101MEC	0.10	3.5	4.0	305	15.2	13.5	18.0
XGL3512-201MEC	0.20	6.3	7.3	175	10.0	11.3	15.2
XGL3512-331MEC	0.33	10.8	12.5	135	7.8	8.6	11.5
XGL3512-401MEC	0.40	12.3	14.2	125	7.1	7.7	11.2
XGL3512-521MEC	0.52	15.5	17.9	105	6.4	7.0	9.4
XGL3512-621MEC	0.62	20.7	23.8	90	5.7	6.0	8.1
XGL3512-821MEC	0.82	24.5	28.2	80	5.1	5.6	7.4
XGL3512-102MEC	1.0	28.0	32.2	70	4.5	4.9	6.6
XGL3512-122MEC	1.2	32.5	37.4	60	4.1	4.4	5.9

Q200 **XGL4012** **NEW!**

Partnumber	Inductance ±20% (µH)	DCR (mOhms)		SRF typ (MHz)	Isat (A) 30% drop	I _{rms} (A)	
		typ	max			20°C rise	40°C rise
XGL4012-101MEC	0.10	2.4	2.9	270	21.5	13.8	19.7
XGL4012-221MEC	0.22	5.0	6.0	160	14.4	10.9	14.7
XGL4012-381MEC	0.38	9.1	10.9	110	10.7	8.8	12.0
XGL4012-451MEC	0.45	11.5	13.8	105	9.9	8.0	10.9
XGL4012-601MEC	0.60	14.6	17.5	88	8.4	6.6	9.0
XGL4012-102MEC	1.0	25.0	29.9	67	6.6	5.2	7.0
XGL4012-122MEC	1.2	29.5	35.3	58	6.0	4.8	6.6

Q200 **XGL3515** **NEW!**

Partnumber	Inductance ±20% (µH)	DCR (mOhms)		SRF typ (MHz)	Isat (A) 30% drop	I _{rms} (A)	
		nom	max			20°C rise	40°C rise
XGL3515-900MEC	0.09	2.2	2.6	350	17.8	19.5	26.6
XGL3515-101MEC	0.10	2.4	2.8	320	16.8	17.0	23.4
XGL3515-181MEC	0.18	3.5	4.1	205	12.4	15.1	20.4
XGL3515-221MEC	0.22	4.8	5.6	200	11.1	11.8	16.1
XGL3515-331MEC	0.33	6.4	7.4	145	8.7	11.0	14.8
XGL3515-451MEC	0.45	8.2	9.5	120	7.4	9.6	12.9
XGL3515-561MEC	0.56	10.2	11.8	100	6.6	8.1	10.9
XGL3515-681MEC	0.68	11.5	13.3	90	6.4	6.9	9.5
XGL3515-821MEC	0.82	16.0	18.4	82	5.3	6.3	8.5
XGL3515-102MEC	1.0	18.5	21.3	72	4.9	5.9	7.9
XGL3515-122MEC	1.2	23.6	27.2	70	4.3	5.1	6.8
XGL3515-152MEC	1.5	31.5	36.3	60	3.9	4.6	6.1
XGL3515-182MEC	1.8	36.1	41.6	50	3.3	4.0	5.4
XGL3515-222MEC	2.2	40.6	46.7	45	3.2	3.8	5.1

Q200 **XGL4015** **NEW!**

Partnumber	Inductance ±20% (µH)	DCR (mOhms)		SRF typ (MHz)	Isat (A) 30% drop	I _{rms} (A)	
		typ	max			20°C rise	40°C rise
XGL4015-101MEC	0.10	1.8	2.2	260	24.5	19.0	25.9
XGL4015-121MEC	0.12	2.3	2.8	240	22.0	14.8	20.2
XGL4015-221MEC	0.22	3.4	4.1	150	15.2	13.0	18.0
XGL4015-301MEC	0.30	4.7	5.7	130	12.9	11.0	15.3
XGL4015-471MEC	0.47	6.2	7.5	95	10.5	9.6	13.0
XGL4015-521MEC	0.52	8.0	9.6	90	10.2	8.8	12.0
XGL4015-681MEC	0.68	8.4	10.1	78	9.0	8.1	11.0
XGL4015-821MEC	0.82	12.8	15.4	70	7.9	7.4	9.7
XGL4015-102MEC	1.00	15.0	18.0	60	7.3	6.5	8.9
XGL4015-152MEC	1.5	19.6	23.6	49	6.3	5.4	7.1
XGL4015-222MEC	2.2	30.0	36.0	40	4.9	4.5	6.1
XGL4015-272MEC	2.7	40.6	48.8	36	4.5	3.8	5.1

Q200 **XGL3520** **NEW!**

Partnumber	Inductance ±20% (µH)	DCR (mOhms)		SRF typ (MHz)	Isat (A) 30% drop	I _{rms} (A)	
		typ	max			20°C rise	40°C rise
XGL3520-101MEC	0.10	2.3	2.7	360	15.9	19.2	26.2
XGL3520-201MEC	0.20	3.2	3.7	210	11.4	16.2	22.1
XGL3520-301MEC	0.30	4.1	4.8	165	9.7	14.1	19.1
XGL3520-451MEC	0.45	5.9	6.8	120	7.8	12.0	16.4
XGL3520-561MEC	0.56	7.9	9.1	105	6.9	9.9	13.6
XGL3520-681MEC	0.68	8.4	9.7	100	6.6	8.9	12.4
XGL3520-821MEC	0.82	10.4	12.0	95	6.2	7.8	10.4
XGL3520-102MEC	1.0	12.8	14.8	80	5.4	7.5	10.1
XGL3520-122MEC	1.2	15.8	18.2	75	4.7	6.3	8.6
XGL3520-152MEC	1.5	19.8	22.8	65	4.1	5.8	7.8
XGL3520-182MEC	1.8	24.1	27.8	60	4.0	4.9	6.6
XGL3520-222MEC	2.2	27.6	31.8	50	3.7	4.2	6.0
XGL3520-332MEC	3.3	42.9	49.4	40	2.8	3.7	5.1
XGL3520-472MEC	4.7	63.1	72.6	35	2.3	3.1	4.3

Q200 **XGL4018** **NEW!**

Partnumber	Inductance ±20% (µH)	DCR (mOhms)		SRF typ (MHz)	Isat (A) 30% drop	I _{rms} (A)	
		typ	max			20°C rise	40°C rise
XGL4018-121MEC	0.12	1.6	2.0	255	24.5	19.5	27.2
XGL4018-221MEC	0.22	2.6	3.2	155	16.1	15.6	21.7
XGL4018-271MEC	0.27	3.3	4.0	135	14.7	13.0	18.4
XGL4018-361MEC	0.36	4.3	5.2	105	12.0	11.9	16.4
XGL4018-471MEC	0.47	5.1	6.1	95	11.4	11.0	15.2
XGL4018-561MEC	0.56	6.8	8.2	85	10.3	9.3	12.9
XGL4018-681MEC	0.68	7.4	8.9	75	9.4	8.8	12.4
XGL4018-821MEC	0.82	9.7	11.6	70	8.3	7.7	11.0
XGL4018-102MEC	1.0	10.7	12.9	60	7.8	7.3	10.4
XGL4018-152MEC	1.5	17.3	20.8	48	6.4	6.0	8.2
XGL4018-222MEC	2.2	25.9	31.1	38	5.1	5.0	6.8
XGL4018-332MEC	3.3	40.1	48.1	30	4.0	3.8	5.2
XGL4018-472MEC	4.7	57.8	69.4	25	3.4	3.3	4.5

Q200
125°

XGL4020

Partnumber	Inductance ±20% (µH)	DCR(mOhms)		SRF typ (MHz)	Isat (A) 30% drop	Irms(A)	
		typ	max			20°C rise	40°C rise
XGL4020-420MEC	0.042	0.85	1.0	700.0	36.0	22.8	33.3
XGL4020-111MEC	0.11	1.4	1.7	250.0	29.0	20.5	29.0
XGL4020-251MEC	0.25	2.5	3.0	130.0	16.5	18.0	24.0
XGL4020-331MEC	0.33	3.0	3.6	110.0	15.2	16.5	23.0
XGL4020-471MEC	0.47	4.2	5.1	95.0	13.4	14.3	19.7
XGL4020-601MEC	0.60	5.1	5.9	80.0	11.7	13.5	18.4
XGL4020-821MEC	0.82	7.7	8.6	65.0	9.4	11.2	14.0
XGL4020-102MEC	1.0	8.2	9.0	60.0	8.8	8.8	12.0
XGL4020-152MEC	1.5	13.0	14.3	45.0	7.5	8.0	11.1
XGL4020-222MEC	2.2	19.5	21.5	40.0	6.2	6.7	8.9
XGL4020-332MEC	3.3	30.8	34.0	30.0	4.8	4.9	6.6
XGL4020-472MEC	4.7	43.0	47.3	23.0	4.1	4.1	5.6
XGL4020-562MEC	5.6	48.7	53.6	22.0	3.7	3.9	5.3
XGL4020-682MEC	6.8	63.6	70.0	21.0	3.4	3.1	4.2
XGL4020-822MEC	8.2	71.0	78.1	20.0	3.2	3.0	4.1

Q200
125°

XGL4025

Partnumber	Inductance ±20% (µH)	DCR(mOhms)		SRF typ (MHz)	Isat (A) 30% drop	Irms(A)	
		typ	max			20°C rise	40°C rise
XGL4025-131MEC	0.13	1.4	1.7	230	24.0	21.0	28.0
XGL4025-241MEC	0.24	2.0	2.4	145	18.2	18.0	24.2
XGL4025-331MEC	0.33	2.7	3.2	115	16.2	15.7	21.6
XGL4025-471MEC	0.47	3.7	4.5	100	13.5	13.2	17.8
XGL4025-561MEC	0.56	4.2	4.9	85	12.6	12.9	17.2
XGL4025-681MEC	0.68	5.2	6.3	77	11.0	12.0	16.4
XGL4025-821MEC	0.82	6.0	7.2	68	10.1	10.3	14.4
XGL4025-901MEC	0.90	6.2	7.4	63	9.6	10.0	13.7
XGL4025-102MEC	1.0	7.4	8.5	58	8.9	9.6	13.1
XGL4025-122MEC	1.2	8.7	10.0	53	8.2	8.6	11.3
XGL4025-152MEC	1.5	10.4	12.0	49	7.6	8.0	11.0
XGL4025-182MEC	1.8	12.6	14.5	48	6.8	7.2	9.7
XGL4025-222MEC	2.2	14.7	16.9	40	6.3	6.8	9.0
XGL4025-332MEC	3.3	24.0	27.0	32	4.9	5.1	6.9
XGL4025-472MEC	4.7	35.2	39.5	26	4.3	4.0	5.4
XGL4025-562MEC	5.6	43.4	47.9	25	3.8	3.7	5.1
XGL4025-682MEC	6.8	53.2	58.7	22	3.5	3.3	4.5
XGL4025-822MEC	8.2	68.9	76.0	21	3.3	2.9	4.0
XGL4025-103MEC	10	80.9	89.2	18	2.9	2.6	3.6
XGL4025-123MEC	12	95.5	105.3	17	2.6	2.4	3.3

Q200
125°

XGL4030

Partnumber	Inductance ±20% (µH)	DCR(mOhms)		SRF typ (MHz)	Isat (A) 30% drop	Irms(A)	
		typ	max			20°C rise	40°C rise
XGL4030-450MEC	0.045	0.67	0.8	680	42.5	25.0	36.0
XGL4030-131MEC	0.13	1.5	1.8	265	26.5	21.0	27.0
XGL4030-271MEC	0.27	2.2	2.4	160	19.3	17.5	24.2
XGL4030-301MEC	0.30	2.5	2.9	130	17.0	17.0	24.0
XGL4030-401MEC	0.40	2.8	3.2	120	15.5	15.5	22.5
XGL4030-471MEC	0.47	3.4	3.9	100	14.2	15.3	21.2
XGL4030-621MEC	0.62	4.1	4.6	82	12.7	12.5	15.0
XGL4030-761MEC	0.76	4.9	5.5	72	11.8	12.3	14.2
XGL4030-102MEC	1.0	6.5	7.2	65	10.3	10.8	13.0
XGL4030-122MEC	1.2	8.5	9.4	55	9.2	9.5	12.2
XGL4030-152MEC	1.5	9.5	10.5	50	8.8	7.0	10.2
XGL4030-222MEC	2.2	13.5	15.0	40	7.0	5.8	8.7
XGL4030-332MEC	3.3	19.9	21.9	30	5.3	5.4	7.5
XGL4030-472MEC	4.7	28.5	31.5	26	4.4	4.8	6.6
XGL4030-562MEC	5.6	31.5	34.7	25	4.2	4.0	5.5
XGL4030-682MEC	6.8	43.5	47.9	22	3.65	3.5	4.7
XGL4030-822MEC	8.2	50.6	55.7	20	3.45	3.1	4.2
XGL4030-103MEC	10.0	63.0	69.5	18.5	3.1	2.9	3.9
XGL4030-123MEC	12.0	78.5	86.5	17	2.7	2.5	3.4

Which Molded Power Inductor is Right for You?

XAL	Widest range of sizes & high current
XFL	Low DCR & lowest profile
XEL	High current and low AC losses for high frequency
XGL (NEW!)	Lowest DCR, extremely low AC losses and widest inductance range

Q200
125°

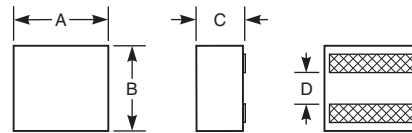
XGL4040

Partnumber	Inductance ±20% (µH)	DCR(mOhms)		SRF typ (MHz)	Isat (A) 30% drop	Irms(A)	
		typ	max			20°C rise	40°C rise
XGL4040-151MEC	0.15	1.5	1.8	190	21.0	22.3	30.2
XGL4040-301MEC	0.30	2.2	2.6	120	15.3	17.7	24.6
XGL4040-471MEC	0.47	2.8	3.2	90	12.2	15.1	20.8
XGL4040-681MEC	0.68	3.5	4.0	72	10.5	12.8	18.3
XGL4040-102MEC	1.00	4.8	5.6	55	9.3	10.2	14.8
XGL4040-152MEC	1.50	6.8	7.9	47	7.9	8.7	12.5
XGL4040-222MEC	2.20	10.1	11.5	37	6.4	8.0	11.0
XGL4040-332MEC	3.30	15.0	16.6	32	5.5	6.8	8.7
XGL4040-472MEC	4.70	22.2	24.5	24	4.4	5.3	7.1
XGL4040-682MEC	6.8	31.5	34.7	20	4.0	4.2	5.6
XGL4040-822MEC	8.2	37.4	41.2	18	3.3	4.1	5.4
XGL4040-103MEC	10	45.8	50.5	17	2.8	3.7	5.0
XGL4040-153MEC	15	74.5	82.2	12	2.5	2.7	3.6
XGL4040-223MEC	22	104.0	114.7	10	1.9	2.5	3.3

Q200
125°

XGL5020

Partnumber	Inductance ±20% (µH)	DCR(mOhms)		SRF typ (MHz)	Isat (A) 30% drop	Irms(A)	
		typ	max			20°C rise	40°C rise
XGL5020-161MEC	0.16	1.8	2.1	150	27.0	21.2	29.4
XGL5020-331MEC	0.33	2.7	3.2	90	18.8	17.2	24.4
XGL5020-471MEC	0.47	3.7	4.3	75	15.7	16.0	22.1
XGL5020-561MEC	0.56	4.2	4.9	70	15.2	14.0	19.4
XGL5020-681MEC	0.68	5.3	6.1	65	14.0	12.9	17.6
XGL5020-821MEC	0.82	5.9	6.8	55	12.3	12.4	17.1
XGL5020-901MEC	0.90	7.0	8.0	50	11.8	11.4	15.6
XGL5020-102MEC	1.0	7.5	8.7	50	11.4	11.0	15.0
XGL5020-122MEC	1.2	8.9	10.3	40	10.0	10.0	13.3
XGL5020-152MEC	1.5	11.4	13.2	38	8.9	9.5	12.8
XGL5020-182MEC	1.8	14.3	16.5	35	8.3	8.6	11.7
XGL5020-222MEC	2.2	16.3	18.8	30	7.6	7.8	10.7
XGL5020-332MEC	3.3	23.4	27.0	25	6.5	6.8	9.4
XGL5020-472MEC	4.7	36.0	41.5	20	5.3	5.7	7.9
XGL5020-562MEC	5.6	45.1	52.0	19	4.9	4.3	5.9
XGL5020-682MEC	6.8	55.0	63.5	18	4.5	3.6	4.9
XGL5020-822MEC	8.2	64.0	73.6	16	4.1	3.3	4.5



Dimensions (inches mm)

Series	A max	B max	C max	D
XGL3014	0.126 3.2	0.126 3.2	0.394 1.4	0.0521 33
XGL3512	0.144 3.65	0.132 3.35	0.047 1.2	0.045 1.4
XGL3515	0.144 3.65	0.132 3.35	0.059 1.5	0.045 1.4
XGL3520	0.144 3.65	0.132 3.35	0.079 2.0	0.045 1.4
XGL3530	0.144 3.65	0.132 3.35	0.118 3.0	0.045 1.4
XGL4012	0.169 4.3	0.169 4.3	0.047 1.2	0.062 1.57
XGL4015	0.169 4.3	0.169 4.3	0.059 1.5	0.062 1.57
XGL4018	0.169 4.3	0.169 4.3	0.071 1.8	0.062 1.57
XGL4020	0.169 4.3	0.169 4.3	0.083 2.1	0.062 1.57
XGL4025	0.169 4.3	0.169 4.3	0.098 2.5	0.062 1.57
XGL4030	0.169 4.3	0.169 4.3	0.122 3.1	0.062 1.57
XGL4040	0.169 4.3	0.161 4.3	0.161 4.1	0.062 1.57
XGL5020	0.224 5.5	0.216 5.3	0.083 2.1	0.091 2.31

Q200
125°

XGL5030



NEW!

Partnumber	Inductance ±20% (µH)	DCR(mOhms)		SRF typ (MHz)	Isat(A) 30% drop	Irms(A)	
		typ	max			20°C rise	40°C rise
XGL5030-181MEC	0.18	1.3	1.6	160	30.0	24.4	31.8
XGL5030-351MEC	0.35	1.8	2.2	100	24.5	22.8	30.6
XGL5030-401MEC	0.40	2.2	2.7	88	23.0	19.3	25.1
XGL5030-521MEC	0.52	2.5	3.0	80	20.5	18.9	25.0
XGL5030-601MEC	0.60	2.6	3.2	75	18.7	17.6	23.0
XGL5030-651MEC	0.65	3.3	4.0	68	17.9	15.7	21.2
XGL5030-821MEC	0.82	3.8	4.6	56	16.7	15.3	21.1
XGL5030-901MEC	0.90	4.3	5.2	54	14.5	14.4	19.7
XGL5030-102MEC	1.00	4.8	5.8	52	14.0	12.8	17.8
XGL5030-122MEC	1.2	5.0	6.0	47	13.0	12.3	16.8
XGL5030-152MEC	1.5	6.8	7.9	43	12.2	11.6	15.4
XGL5030-182MEC	1.8	7.5	8.7	37	10.6	10.3	14.1
XGL5030-222MEC	2.2	9.2	10.6	34	9.4	9.6	12.9
XGL5030-332MEC	3.3	13.3	14.9	28	8.4	7.2	10.0
XGL5030-472MEC	4.7	21.9	24.5	23	6.7	6.3	8.5
XGL5030-562MEC	5.6	24.1	27.0	21	6.0	5.9	7.9
XGL5030-682MEC	6.8	28.6	32.1	18	5.5	5.4	7.3
XGL5030-822MEC	8.2	36.5	41.0	17	5.0	4.8	6.4
XGL5030-103MEC	10	43.0	48.4	15	4.5	4.3	5.7
XGL5030-123MEC	12	50.0	56.5	14	4.0	4.0	5.4
XGL5030-153MEC	15	68.8	77.1	12	3.6	3.4	4.5
XGL5030-183MEC	18	87.2	97.7	11	3.3	2.9	4.0
XGL5030-223MEC	22	106.0	118.8	10	3.0	2.6	3.6

Q200
125°

XGL5050



NEW!

Partnumber	Inductance ±20% (µH)	DCR(mOhms)		SRF typ (MHz)	Isat(A) 30% drop	Irms(A)	
		typ	max			20°C rise	40°C rise
XGL5050-161MEC	0.16	1.2	1.5	155	32.0	20.5	26.0
XGL5050-331MEC	0.33	1.6	2.0	100	23.5	19.0	24.6
XGL5050-501MEC	0.50	2.2	2.7	90	19.0	17.8	24.2
XGL5050-561MEC	0.56	2.5	3.0	88	18.0	17.6	24.0
XGL5050-721MEC	0.72	2.7	3.3	70	16.8	17.2	23.5
XGL5050-821MEC	0.82	2.9	3.5	70	15.5	16.6	22.9
XGL5050-102MEC	1.0	3.2	3.9	60	15.4	15.7	21.0
XGL5050-122MEC	1.2	3.8	4.6	50	15.1	14.8	20.1
XGL5050-152MEC	1.5	4.7	5.7	45	13.1	12.8	17.1
XGL5050-182MEC	1.8	6.5	7.8	40	11.1	11.1	15.3
XGL5050-222MEC	2.2	6.8	8.2	37	10.7	10.2	13.8
XGL5050-282MEC	2.8	8.5	9.8	33	9.8	9.1	12.4
XGL5050-332MEC	3.3	10.0	11.5	30	8.6	8.1	11.3
XGL5050-472MEC	4.7	13.9	16.0	25	7.0	7.1	9.7
XGL5050-562MEC	5.6	17.9	19.7	22	6.4	5.8	8.0
XGL5050-682MEC	6.8	21.0	23.1	21	6.2	5.5	7.5
XGL5050-822MEC	8.2	24.9	27.5	18	5.5	5.2	7.0
XGL5050-103MEC	10.0	30.5	33.6	17	4.9	4.6	6.2
XGL5050-123MEC	12.0	39.1	43.0	15	4.3	3.8	5.1
XGL5050-153MEC	15.0	49.8	54.9	13	3.9	3.4	4.6
XGL5050-183MEC	18.0	56.5	62.5	12	3.7	3.3	4.5
XGL5050-223MEC	22.0	72.1	79.5	11	3.3	3.0	4.0
XGL5050-333MEC	33.0	107.0	118.0	8	2.5	2.4	3.2

Q200
125°

XGL6020



NEW!

Partnumber	Inductance ±20% (µH)	DCR(mOhms)		SRF typ (MHz)	Isat(A) 30% drop	Irms(A)	
		typ	max			20°C rise	40°C rise
XGL6020-550MEC	0.055	0.75	0.87	485	51.5	28.0	38.0
XGL6020-181MEC	0.18	1.5	1.8	150	33.0	22.4	30.4
XGL6020-331MEC	0.33	2.6	3.1	85	25.0	17.8	23.7
XGL6020-471MEC	0.47	3.5	4.2	75	19.3	15.8	21.8
XGL6020-681MEC	0.68	4.6	5.5	58	16.7	13.7	19.0
XGL6020-102MEC	1.00	6.7	8.0	45	13.4	11.0	13.9
XGL6020-152MEC	1.50	9.2	11.0	38	11.4	9.1	12.0
XGL6020-222MEC	2.20	14.0	16.1	27	8.8	8.4	11.4
XGL6020-332MEC	3.30	21.1	24.3	23	7.6	6.4	8.8
XGL6020-472MEC	4.70	29.4	33.8	18	6.0	5.6	7.7
XGL6020-562MEC	5.6	35.1	40.4	17	5.7	4.6	6.3
XGL6020-682MEC	6.8	43.3	49.8	15	5.1	4.5	6.2
XGL6020-822MEC	8.2	49.0	56.4	14.5	4.8	4.1	5.6
XGL6020-103MEC	10	67.4	77.5	14	4.4	3.5	4.7

Which Molded Power Inductor is Right for You?

XAL	Widest range of sizes & high current
XFL	Low DCR & lowest profile
XEL	High current and low AC losses for high frequency
XGL (NEW!)	Lowest DCR, extremely low AC losses and widest inductance range

Q200
125°

XGL6030



NEW!

Partnumber	Inductance ±20% (µH)	DCR(mOhms)		SRF typ (MHz)	Isat(A) 30% drop	Irms(A)	
		typ	max			20°C rise	40°C rise
XGL6030-650MEC	0.065	0.53	0.63	400	57.5	30.5	43.0
XGL6030-181MEC	0.18	1.0	1.2	140	43.0	25.3	34.7
XGL6030-221MEC	0.22	1.2	1.5	130	39.0	23.0	32.0
XGL6030-381MEC	0.38	2.0	2.4	72	29.0	19.8	28.0
XGL6030-471MEC	0.47	2.2	2.7	66	26.5	18.1	25.0
XGL6030-681MEC	0.68	2.9	3.5	52	22.0	15.8	22.5
XGL6030-821MEC	0.82	3.4	4.0	50	21.0	14.9	21.0
XGL6030-102MEC	1.0	4.2	4.9	42	17.7	13.0	18.1
XGL6030-122MEC	1.2	4.6	5.4	42	17.3	12.0	16.5
XGL6030-152MEC	1.5	6.2	7.3	35	14.5	10.4	15.0
XGL6030-182MEC	1.8	7.5	8.9	33	13.0	9.5	14.5
XGL6030-222MEC	2.2	8.7	10.3	28	12.2	8.5	12.0
XGL6030-332MEC	3.3	13.1	15.4	25	10.4	7.6	10.5
XGL6030-472MEC	4.7	17.5	21.0	19	8.6	7.2	10.0
XGL6030-562MEC	5.6	20.5	24.1	18	8.2	6.5	8.8
XGL6030-682MEC	6.8	25.1	29.5	16	7.3	6.0	8.2
XGL6030-822MEC	8.2	35.0	40.0	14	6.5	5.1	7.1
XGL6030-103MEC	10	38.0	44.0	13	6.2	5.0	7.0
XGL6030-123MEC	12	46.0	53.0	12	5.5	4.4	6.0
XGL6030-153MEC	15	62.1	72.0	10	4.6	3.9	5.2
XGL6030-183MEC	18	69.6	80.0	9.5	4.4	3.4	4.7

Q200
125°

XGL6060



NEW!

Partnumber	Inductance ±20% (µH)	DCR(mOhms)		SRF typ (MHz)	Isat(A) 30% drop	Irms(A)	
		typ	max			20°C rise	40°C rise
XGL6060-221MEC	0.22	1.1	1.3	125	38.0	22.0	29.0
XGL6060-471MEC	0.47	1.5	1.8	75	29.5	20.0	26.0
XGL6060-681MEC	0.68	2.0	2.3	60	26.5	17.4	22.7
XGL6060-102MEC	1.0	2.5	2.9	46	23.0	16.4	22.0
XGL6060-122MEC	1.2	2.9	3.4	41	20.5	16.0	21.5
XGL6060-152MEC	1.5	3.3	3.8	41	18.3	15.3	20.2
XGL6060-182MEC	1.8	3.8	4.3	35	16.9	14.6	19.7
XGL6060-222MEC	2.2	4.3	4.8	30	16.0	12.5	17.2
XGL6060-332MEC	3.3	5.9	6.5	24	13.4	12.1	16.6
XGL6060-472MEC	4.7	9.1	10.1	19	10.2	9.8	13.5
XGL6060-562MEC	5.6	10.6	11.7	17	9.6	9.1	12.6
XGL6060-682MEC	6.8	12.7	14.0	16	8.9	8.5	11.5
XGL6060-822MEC	8.2	15.2	16.8	14	8.1	7.4	10.1
XGL6060-103MEC	10	18.5	20.4	14	7.3	6.6	9.1
XGL6060-123MEC	12	22.0	24.2	13	6.7	6.1	8.3
XGL6060-153MEC	15	28.2	31.1	11	5.8	5.4	7.4
XGL6060-183MEC	18	33.9	37.3	10	5.5	4.7	6.4
XGL6060-223MEC	22	42.6	46.9	9	5.1	4.2	5.8
XGL6060-333MEC	33	63.1	69.5	7	4.0	3.6	4.9
XGL6060-473MEC	47	97.0	107	6	3.2	2.7	3.7

Q200
125°

XGL1060



NEW!

Partnumber	Inductance ±20% (µH)	DCR(mOhms)		SRF typ (MHz)	Isat(A) 30% drop	Irms(A)	
		typ	max			20°C rise	40°C rise
XGL1060-102MEC	10	17	2.0	39	48.0	29.2	39.9
XGL1060-152MEC	15	2.5	2.8	32	40.0	22.8	31.3
XGL1060-182MEC	18	2.8	3.2	28	35.0	20.4	28.2
XGL1060-222MEC	2.2	3.8	4.3	25	31.0	18.5	25.3
XGL1060-272MEC	2.7	4.3	4.9	23	29.0	17.1	23.2
XGL1060-332MEC	3.3	5.0	5.7	21	26.0	16.1	22.0
XGL1060-472MEC	4.7	7.5	8.5	18	22.5	13.4	18.2
XGL1060-562MEC	5.6	8.9	10.1	16	19.7	12.1	16.4
XGL1060-682MEC	6.8	11.0	12.5	14	18.4	10.9	14.8
XGL1060-822MEC	8.2	13.3	15.0	13	16.9	9.9	13.3
XGL1060-103MEC	10	16.1	18.0	12	15.5	9.0	12.1



XGL1010



NEW!

Partnumber	Inductance ±20% (µH)	DCR(mOhms)		SRF typ (MHz)	Isat (A) 30% drop	I _{rms} (A)	
		typ	max			20°C rise	40°C rise
		XGL1010-271MED	0.27			0.47	0.57
XGL1010-521MED	0.52	0.68	0.80	56	76	39.8	52.0
XGL1010-801MED	0.80	0.88	1.1	47	64	36.0	48.0
XGL1010-122MED	1.2	1.2	1.4	37	50	31.5	41.5
XGL1010-152MED	1.5	1.5	1.7	31	45	31.1	40.7
XGL1010-222MED	2.2	2.3	2.6	25	36	24.6	33.0
XGL1010-332MED	3.3	3.2	3.7	21	34	19.2	26.0
XGL1010-472MED	4.7	4.0	4.6	18	29	18.0	24.7
XGL1010-562MED	5.6	5.2	5.9	16	24	17.5	24.0
XGL1010-682MED	6.8	6.2	7.0	14	22	15.7	21.2
XGL1010-822MED	8.2	8.0	9.0	13	20	14.1	18.7
XGL1010-103MED	10	8.7	9.7	12	18	13.7	18.2
XGL1010-153MED	15	13.6	15.2	10	16	11.4	15.4
XGL1010-223MED	22	19.6	22.0	8.0	13	9.8	13.2
XGL1010-333MED	33	29.9	33.5	6.6	10	6.1	8.5
XGL1010-473MED	47	40.9	46.9	4.9	8.4	5.1	7.0
XGL1010-563MED	56	49.9	55.9	4.63	7.6	4.6	6.3



XAL7070



Partnumber	Inductance ±20% (µH)	DCR(mOhms)		SRF typ (MHz)	Isat (A) 30% drop	I _{rms} (A)	
		nom	max			20°C rise	40°C rise
		XAL7070-161MEC	0.16			0.75	0.83
XAL7070-301MEC	0.30	1.06	1.17	135	55.6	26.1	33.4
XAL7070-551MEC	0.55	1.42	1.56	89	43.0	23.5	29.0
XAL7070-651MEC	0.65	1.75	1.93	74	40.0	21.0	26.5
XAL7070-801MEC	0.80	2.08	2.29	67	37.8	20.8	25.8
XAL7070-102MEC	1.0	2.55	2.81	64	34.8	20.0	25.0
XAL7070-122MEC	1.2	3.10	3.41	43	31.2	16.2	21.6
XAL7070-182MEC	1.8	4.05	4.46	43	25.0	15.8	21.0
XAL7070-222MEC	2.2	5.73	6.33	35	19.6	13.2	17.8
XAL7070-332MEC	3.3	8.56	9.42	32	19.4	11.5	15.1
XAL7070-472MEC	4.7	12.96	14.26	26	15.2	10.5	13.6
XAL7070-562MEC	5.6	13.67	15.03	21	13.0	8.5	11.4
XAL7070-682MEC	6.8	17.84	19.62	20	12.8	6.8	9.2
XAL7070-223MEC	22	42.26	48.60	8.6	5.3	5.0	6.7
XAL7070-473MEC	47	84.41	97.07	5.7	4.2	3.1	4.1



XGL1313



NEW!

Partnumber	Inductance ±20% (µH)	DCR(mOhms)		SRF typ (MHz)	Isat (A) 30% drop	I _{rms} (A)	
		typ	max			20°C rise	40°C rise
		XGL1313-152MED	1.5			1.0	1.2
XGL1313-222MED	2.2	1.4	1.6	25.0	46.0	32.9	45.1
XGL1313-332MED	3.3	2.0	2.3	20.0	40.0	28.9	39.7
XGL1313-472MED	4.7	2.5	2.8	16.0	35.0	26.7	36.7
XGL1313-682MED	6.8	3.8	4.3	13.0	26.5	22.5	31.0
XGL1313-822MED	8.2	4.4	5.2	12.0	25.0	20.9	28.7
XGL1313-103MED	10	5.5	6.3	10.0	23.0	19.0	26.0
XGL1313-153MED	15	8.0	9.2	8.1	17.5	15.5	21.3
XGL1313-223MED	22	11.6	13.3	7.1	15.4	12.6	17.2
XGL1313-333MED	33	18.3	20.7	5.8	11.6	9.3	12.6
XGL1313-473MED	47	26.5	30.0	5.0	9.7	7.1	9.1



XAL8080



Partnumber	Inductance ±20% (µH)	DCR(mOhms)		SRF typ (MHz)	Isat (A) 30% drop	I _{rms} (A)	
		typ	max			20°C rise	40°C rise
		XAL8080-681MED	0.68			1.38	1.65
XAL8080-102MED	1.0	2.11	2.33	49.2	31.3	24.9	34.1
XAL8080-222MED	2.2	4.08	4.49	36.7	24.0	16.0	21.5
XAL8080-472MED	4.7	8.89	9.77	24.1	17.4	10.5	14.6
XAL8080-682MED	6.8	13.2	14.5	20.6	14.0	8.0	11.3
XAL8080-103MED	10	21.0	23.1	15.6	10.9	6.6	8.7
XAL8080-123MED	12	16.4	18.2	11.3	8.6	7.6	10.5
XAL8080-153MED	15	20.3	22.5	10.5	7.7	6.9	9.4
XAL8080-183MED	18	25.2	28.0	9.1	6.6	6.0	8.3
XAL8080-223MED	22	29.6	32.9	8.2	6.4	5.6	7.6
XAL8080-333MED	33	43.7	48.5	6.8	5.0	4.4	6.0
XAL8080-473MED	47	64.7	71.8	5.9	4.4	3.5	4.8



XGL1712



NEW!

Partnumber	Inductance ±20% (µH)	DCR(mOhms)		SRF typ (MHz)	Isat (A) 30% drop	I _{rms} (A)	
		typ	max			20°C rise	40°C rise
		XGL1712-102MED	1.0			0.9	1.1
XGL1712-162MED	1.6	1.1	1.3	21	77.0	36.0	50.0
XGL1712-232MED	2.3	1.3	1.5	17	69.5	31.6	43.5
XGL1712-332MED	3.3	1.6	1.9	15	59.0	30.3	41.7
XGL1712-472MED	4.7	2.0	2.3	13	51.5	27.2	37.7
XGL1712-562MED	5.6	2.5	2.8	12	47.0	24.6	33.9
XGL1712-752MED	7.5	3.1	3.6	9.7	42.0	22.4	31.5
XGL1712-103MED	10	3.8	4.4	8.4	35.0	20.3	27.9
XGL1712-153MED	15	6.3	7.2	6.6	29.0	16.8	22.7
XGL1712-183MED	18	6.9	7.9	6.3	27.0	15.4	21.2
XGL1712-223MED	22	8.8	9.8	5.7	24.0	14.4	19.5
XGL1712-333MED	33	13.7	15.2	5.1	20.5	11.3	15.4
XGL1712-473MED	47	18.7	20.7	4.1	16.5	9.7	13.3
XGL1712-683MED	68	28.2	31.3	3.4	12.8	8.1	11.0
XGL1712-823MED	82	34.6	38.4	2.8	12.5	7.1	9.7

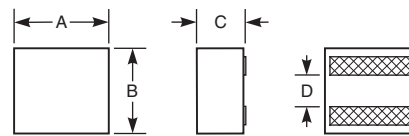


XAL1350



Partnumber	Inductance ±20% (µH)	Percent Tolerance*	DCR(mOhms)		SRF typ (MHz)	Isat (A) 30% drop	I _{rms} (A)	
			typ	max			20°C rise	40°C rise
			XAL1350-631MED	0.63			20 30	150
XAL1350-931MED	0.93	20 30	200	220	42	60	25	33
XAL1350-132MED	1.3	20 30	250	270	33	56	23	32
XAL1350-222MED	2.2	20 30	416	480	23	46	19	24
XAL1350-302MED	3.0	20 30	586	680	19	37	16	21

* Bold numbers indicate tolerances carried in stock. When ordering, please replace underscore in part number with the proper tolerance code: N = 30%, M = 20%. (e.g. XAL1350-302MED for a 30% tolerance part.)



Dimensions (inches mm)

Series	A max	B max	C max	D
XAL1030	0.465 11.8	0.414 10.5	0.122 3.1	0.175 4.45
XAL1350	0.559 14.2	0.520 13.2	0.197 5.0	0.238 6.05
XAL7070	0.303 7.7	0.315 8.0	0.276 7.0	0.123 3.12
XAL8080	0.327 8.3	0.347 8.8	0.315 8.0	0.140 3.56
XGL1060	0.465 11.8	0.414 10.5	0.236 6.0	0.181 4.1
XGL1010	0.465 11.8	0.414 10.5	0.055 1.0	0.181 4.1
XGL1313	0.599 15.2	0.536 13.6	0.512 13.0	0.235 8.74
XGL1712	0.725 18.4	0.685 17.4	0.472 12.0	0.317 8.06
XGL5030 ≤0.82 µH	0.224 5.5	0.216 5.3	0.126 3.2	0.091 2.31
XGL5030 ≥0.90 µH	0.224 5.5	0.216 5.3	0.122 3.1	0.091 2.31
XGL5050	0.224 5.5	0.216 5.3	0.201 5.1	0.091 2.31
XGL6020	0.224 5.5	0.216 5.3	0.083 2.1	0.091 2.31
XGL6030	0.272 6.91	0.264 6.71	0.122 3.1	0.110 2.79
XGL6060	0.272 6.91	0.264 6.71	0.240 6.1	0.110 2.79
XGL7015	0.315 8.0	0.315 8.0	0.059 1.5	0.123 3.12
XGL7030	0.315 8.0	0.315 8.0	0.122 3.1	0.123 3.12



XAL1030



Partnumber	Inductance ±20% (µH)	DCR(mOhms)		SRF typ (MHz)	Isat (A) 30% drop	I _{rms} (A)	
		nom	max			20°C rise	40°C rise
		XAL1030-161MEC	0.16			1.10	1.21
XAL1030-301MEC	0.30	1.55	1.70	78	68.0	25.5	35.0
XAL1030-561MEC	0.56	2.50	2.75	53	44.0	23.0	32.0
XAL1030-102MEC	1.0	4.50	4.95	41	35.0	16.0	23.0



XAL1580



Partnumber	Inductance ±20% (µH)	DCR (mOhms)		SRF typ (MHz)	Isat (A) 30% drop	Irms (A)	
		nom	max			20°C rise	40°C rise
XAL1580-401MED	0.40	0.50	0.70	53.0	111	47.0	60.0
XAL1580-741MED	0.74	0.72	0.86	35.1	86.0	43.2	59.7
XAL1580-102MED	1.0	0.93	1.12	30.0	73.5	40.6	57.5
XAL1580-132MED	1.3	1.15	1.38	26.2	65.0	34.6	46.7
XAL1580-182MED	1.8	1.61	1.93	21.3	57.0	33.2	43.8
XAL1580-202MED	2.0	1.91	2.29	20.1	51.0	29.5	39.9
XAL1580-302MED	3.0	2.62	3.10	16.0	43.0	25.6	34.4
XAL1580-452MED	4.5	3.82	4.58	12.5	34.2	20.4	27.0
XAL1580-532MED	5.3	4.35	5.22	11.8	33.0	19.5	26.5
XAL1580-612MED	6.1	5.66	6.79	11.7	31.0	16.9	22.6



XAL1510



Partnumber	Inductance ±20% (µH)	DCR (mOhms)		SRF typ (MHz)	Isat (A) 30% drop	Irms (A)	
		nom	max			20°C rise	40°C rise
XAL1510-472MED	4.7	3.35	3.80	12.7	39.0	21	29
XAL1510-682MED	6.8	4.17	4.60	11.5	36.0	19	26
XAL1510-822MED	8.2	6.00	7.50	10.8	30.0	18	24
XAL1510-103MED	10	6.80	9.00	10.1	26.3	16	22
XAL1510-153MED	15	9.17	12.4	8.0	23.0	13	18
XAL1510-223MED	22	14.5	16.0	6.3	18.7	10.5	14
XAL1510-333MED	33	18.7	20.0	5.8	16.7	8.6	12



XAL1513



NEW!

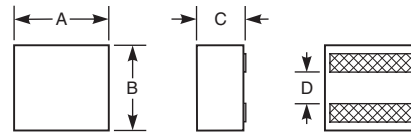
Partnumber	Inductance ±20% (µH)	DCR (mOhms)		SRF typ (MHz)	Isat (A) 30% drop	Irms (A)	
		typ	max			20°C rise	40°C rise
XAL1513-153MED	15	6.8	7.5	8.0	25.5	16	22

XAR7030 Raised

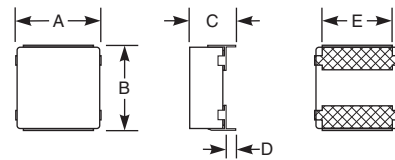


Partnumber	Inductance ±20% (µH)	DCR (mOhms)		SRF typ (MHz)	Isat (A) 30% drop	Irms (A)	
		typ	max			20°C rise	40°C rise
XAR7030-161MEC	0.16	1.26	1.40	158	60.0	13.5	18.6
XAR7030-301MEC	0.30	1.75	1.92	101	41.0	13.5	18.6
XAR7030-501MEC	0.50	3.00	3.30	72	36.0	13.5	17.5
XAR7030-102MEC	1.0	4.55	5.00	49	28.0	10.0	14.0
XAR7030-132MEC	1.3	7.60	8.36	51	23.5	8.0	11.0
XAR7030-222MEC	2.2	13.70	15.07	40	18.0	6.2	8.7
XAR7030-272MEC	2.7	15.70	17.30	29	12.8	4.9	7.1
XAR7030-332MEC	3.3	19.50	21.45	29	12.3	4.8	6.5
XAR7030-472MEC	4.7	26.10	30.00	21	10.1	4.0	5.7
XAR7030-562MEC	5.6	28.10	32.32	17	9.8	4.0	5.7
XAR7030-682MEC	6.8	45.00	51.57	15	8.7	3.0	4.1
XAR7030-822MEC	8.2	53.00	60.95	15	8.4	2.9	4.0
XAR7030-103MEC	10	60.40	69.46	12	7.7	2.1	4.0

XALxxxx



XAR7030



Dimensions (inches mm)

Series	A max	B max	C max	D	E
XAL1510	0.646 16.4	0.606 15.4	0.394 10.0	0.234 5.95	
XAL1513	0.646 16.4	0.606 15.4	0.512 13.0	0.299 7.6	
XAL1580	0.646 16.4	0.606 15.4	0.315 8.0	0.234 5.95	
XAR7030	0.535 9.0	0.535 9.0	0.377 9.5	0.059 1.5	0.256 6.5



Shielded Ferrite Core Power Inductors

S-parameters & SPICE models ON OUR WEB SITE

Our LPS, LPZ, MSS and MOS Families of drum and sleeve power inductors come in a broad range of industry-standard footprints with many low-profile options. Choose inductance values ranging from 0.3 to 10,000 µH, current ratings up to 36.8 A and operating voltage ratings up to 400 V. Their ferrite core construction yields flat L vs I and low loss for greater efficiency and they are magnetically shielded for high-density mounting.

LPS3008



Partnumber	Inductance ±20% (µH)	DCRmax (Ohms)	SRF typ (MHz)	Isat (A)			Irms (A)	
				10% drop	20% drop	30% drop	20°C rise	40°C rise
LPS3008-561MRC	0.56	0.072	330	1.8	2.0	2.1	1.4	2.0
LPS3008-801MRC	0.80	0.092	255	1.6	1.7	1.8	1.1	1.6
LPS3008-102MRC	1.0	0.125	220	1.3	1.4	1.5	0.90	1.3
LPS3008-152MRC	1.5	0.134	170	1.1	1.3	1.3	0.87	1.2
LPS3008-222MRC	2.2	0.175	150	1.0	1.1	1.1	0.85	1.1
LPS3008-332MRC	3.3	0.285	114	0.81	0.86	0.88	0.74	0.95
LPS3008-472MRC	4.7	0.350	87	0.68	0.73	0.74	0.68	0.80
LPS3008-562MRC	5.6	0.450	78	0.62	0.67	0.70	0.58	0.73
LPS3008-682MRC	6.8	0.500	75	0.58	0.61	0.63	0.50	0.67
LPS3008-822MRC	8.2	0.600	61	0.52	0.56	0.58	0.45	0.60
LPS3008-103MRC	10	0.650	56	0.46	0.51	0.52	0.42	0.56
LPS3008-123MRC	12	0.790	49	0.45	0.48	0.50	0.38	0.50
LPS3008-183MRC	18	1.25	38	0.35	0.38	0.40	0.33	0.44
LPS3008-223MRC	22	1.50	35	0.29	0.33	0.34	0.29	0.38
LPS3008-333MRC	33	2.30	23	0.27	0.30	0.31	0.25	0.32
LPS3008-473MRC	47	3.00	21	0.22	0.23	0.24	0.21	0.27
LPS3008-683MRC	68	4.75	18	0.18	0.19	0.20	0.175	0.23
LPS3008-104MRC	100	6.85	14	0.15	0.16	0.16	0.160	0.21
LPS3008-124MRC	120	7.00	13	0.084	0.094	0.10	0.140	0.190
LPS3008-154MRC	150	8.00	11	0.080	0.088	0.092	0.130	0.175
LPS3008-184MRC	180	9.00	10	0.070	0.078	0.082	0.120	0.160

LPZ3008

LPZ3008-224MRC	220	11.5	9.0	0.067	0.073	0.076	0.100	0.145
LPZ3008-334MRC	330	18.0	7.0	0.059	0.064	0.066	0.090	0.130



LPS3010



Partnumber	Inductance ±20% (µH)	DCRmax (Ohms)	SRF typ (MHz)	Isat (A)			Irms (A)	
				10% drop	20% drop	30% drop	20°C rise	40°C rise
LPS3010-471MRC	0.47	0.070	370	1.8	1.9	2.0	1.3	1.80
LPS3010-681MRC	0.68	0.080	270	1.6	1.7	1.7	1.3	1.75
LPS3010-102MRC	1.0	0.085	230	1.5	1.6	1.6	1.1	1.50
LPS3010-152MRC	1.5	0.120	165	1.3	1.4	1.4	1.05	1.40
LPS3010-182MRC	1.8	0.150	150	1.2	1.2	1.3	1.00	1.40
LPS3010-222MRC	2.2	0.220	130	1.3	1.4	1.4	0.90	1.10
LPS3010-332MRC	3.3	0.220	110	0.83	0.88	0.90	0.85	1.10
LPS3010-472MRC	4.7	0.300	92	0.72	0.75	0.77	0.70	0.95
LPS3010-562MRC	5.6	0.400	80	0.67	0.69	0.71	0.60	0.78
LPS3010-682MRC	6.8	0.450	70	0.61	0.63	0.64	0.56	0.74
LPS3010-822MRC	8.2	0.520	62	0.56	0.59	0.59	0.53	0.70
LPS3010-103MRC	10	0.540	58	0.50	0.53	0.55	0.48	0.64
LPS3010-123MRC	12	0.700	47	0.46	0.49	0.50	0.44	0.58
LPS3010-153MRC	15	0.950	43	0.41	0.43	0.44	0.37	0.48
LPS3010-183MRC	18	1.10	40	0.38	0.40	0.41	0.33	0.47
LPS3010-223MRC	22	1.20	36	0.32	0.35	0.36	0.30	0.41
LPS3010-333MRC	33	2.00	27	0.25	0.27	0.28	0.26	0.35
LPS3010-473MRC	47	3.20	21	0.23	0.24	0.25	0.22	0.31
LPS3010-683MRC	68	3.50	21	0.20	0.21	0.22	0.20	0.28
LPS3010-104MRC	100	5.25	14	0.14	0.16	0.17	0.18	0.24
LPS3010-124MRC	120	6.10	12	0.13	0.15	0.15	0.14	0.19
LPS3010-154MRC	150	9.15	11	0.13	0.14	0.14	0.13	0.17
LPS3010-184MRC	180	10.1	9	0.11	0.12	0.13	0.11	0.15
LPS3010-224MRC	220	12.5	8	0.10	0.11	0.12	0.095	0.13

LPZ3010

LPZ3010-334MRC	330	18.5	7.0	0.10	0.105	0.115	0.085	0.11
----------------	-----	------	-----	------	-------	-------	-------	------





LPS3015



Partnumber	Inductance ±20% (µH)	DCRmax (Ohms)	SRFtyp (MHz)	Isat(A)			Irms(A)	
				10% drop	20% drop	30% drop	20°C rise	40°C rise
LPS3015-102MRC	1.0	0.075	190	2.4	2.4	2.5	1.4	2.0
LPS3015-152MRC	1.5	0.100	140	2.2	2.2	2.3	1.3	1.7
LPS3015-182MRC	1.8	0.100	135	2.1	2.1	2.3	1.1	1.4
LPS3015-222MRC	2.2	0.110	110	2.0	2.1	2.1	1.1	1.4
LPS3015-332MRC	3.3	0.130	90	1.4	1.5	1.5	1.0	1.4
LPS3015-472MRC	4.7	0.200	79	1.1	1.2	1.2	0.90	1.2
LPS3015-682MRC	6.8	0.300	58	0.83	0.86	0.89	0.68	0.90
LPS3015-103MRC	10	0.440	48	0.60	0.69	0.73	0.55	0.75
LPS3015-153MRC	15	0.700	35	0.58	0.61	0.62	0.44	0.59
LPS3015-183MRC	18	0.750	33	0.56	0.58	0.59	0.43	0.58
LPS3015-223MRC	22	0.825	30	0.48	0.49	0.50	0.42	0.57
LPS3015-333MRC	33	1.30	23	0.39	0.41	0.42	0.35	0.48
LPS3015-473MRC	47	1.55	17	0.36	0.38	0.39	0.30	0.40
LPS3015-683MRC	68	2.35	14	0.29	0.30	0.31	0.25	0.33
LPS3015-104MRC	100	3.40	11	0.24	0.25	0.26	0.19	0.26
LPS3015-124MRC	120	4.65	9.0	0.21	0.22	0.22	0.17	0.23
LPS3015-154MRC	150	6.25	8.0	0.19	0.20	0.20	0.15	0.20
LPS3015-184MRC	180	8.60	7.5	0.16	0.17	0.17	0.13	0.175
LPS3015-224MRC	220	9.50	6.0	0.15	0.16	0.16	0.11	0.155

LPZ3015

LPZ3015-334MRC	330	23.0	5.0	0.10	0.11	0.11	0.070	0.095
----------------	-----	------	-----	------	------	------	-------	-------



LPS3030

**NEW!**

Partnumber	Inductance ±20% (µH)	DCRmax (Ohms)	SRFtyp (MHz)	Isat(A)			Irms(A)	
				10% drop	20% drop	30% drop	20°C rise	40°C rise
LPS3030-103MRC	10	0.150	42.8	0.64	0.68	0.70	0.90	1.20
LPS3030-153MRC	15	0.240	35.7	0.54	0.56	0.60	0.75	1.00
LPS3030-183MRC	18	0.270	26.1	0.50	0.52	0.54	0.70	0.90
LPS3030-223MRC	22	0.310	26.0	0.42	0.46	0.48	0.65	0.85
LPS3030-333MRC	33	0.390	19.6	0.36	0.40	0.42	0.60	0.80
LPS3030-473MRC	47	0.580	14.6	0.32	0.32	0.33	0.50	0.65
LPS3030-683MRC	68	0.730	12.1	0.24	0.26	0.27	0.45	0.62
LPS3030-104MRC	100	1.12	9.8	0.21	0.22	0.23	0.35	0.46
LPS3030-124MRC	120	1.44	8.7	0.19	0.20	0.21	0.32	0.42
LPS3030-154MRC	150	1.94	7.4	0.17	0.18	0.19	0.26	0.34
LPS3030-184MRC	180	2.11	7.0	0.16	0.16	0.17	0.24	0.32
LPS3030-224MRC	220	2.52	6.0	0.14	0.15	0.16	0.22	0.30
LPS3030-334MRC	330	4.30	4.9	0.11	0.12	0.13	0.18	0.23
LPS3030-474MRC	470	5.60	4.1	0.10	0.10	0.11	0.16	0.20
LPS3030-564MRC	560	7.92	3.3	0.08	0.09	0.10	0.12	0.16
LPS3030-684MRC	680	8.89	2.9	0.07	0.08	0.09	0.11	0.15
LPS3030-824MRC	820	10.9	2.9	0.06	0.07	0.08	0.10	0.14

LPS3314



Partnumber	Inductance ±20% (µH)	DCRmax (Ohms)	SRFtyp (MHz)	Isat(A)			Irms(A)	
				10% drop	20% drop	30% drop	20°C rise	40°C rise
LPS3314-102MRC	1.0	0.062	215	1.8	1.9	2.0	1.6	2.10
LPS3314-222MRC	2.2	0.100	140	1.3	1.4	1.5	1.2	1.60
LPS3314-332MRC	3.3	0.145	115	1.1	1.2	1.3	1.0	1.35
LPS3314-472MRC	4.7	0.175	86	0.97	0.99	1.0	0.90	1.25
LPS3314-562MRC	5.6	0.220	74	0.92	0.95	0.98	0.82	1.10
LPS3314-682MRC	6.8	0.240	72	0.87	0.90	0.91	0.82	1.10
LPS3314-822MRC	8.2	0.270	60	0.58	0.75	0.78	0.70	1.00
LPS3314-103MRC	10	0.330	55	0.56	0.66	0.70	0.65	0.87
LPS3314-153MRC	15	0.440	45	0.44	0.56	0.59	0.62	0.82
LPS3314-183MRC	18	0.575	37	0.60	0.69	0.71	0.52	0.68
LPS3314-223MRC	22	0.720	34	0.44	0.48	0.49	0.45	0.60
LPS3314-333MRC	33	0.920	27	0.30	0.38	0.40	0.43	0.58
LPS3314-473MRC	47	1.40	22	0.28	0.33	0.34	0.35	0.47
LPS3314-563MRC	56	1.55	19	0.26	0.30	0.31	0.32	0.42
LPS3314-683MRC	68	1.80	17	0.22	0.26	0.29	0.30	0.40
LPS3314-823MRC	82	2.00	14	0.20	0.24	0.26	0.29	0.39
LPS3314-104MRC	100	2.75	13	0.19	0.23	0.24	0.24	0.32
LPS3314-124MRC	120	3.45	11	0.19	0.21	0.22	0.22	0.30
LPS3314-154MRC	150	4.10	10	0.16	0.19	0.20	0.20	0.27
LPS3314-184MRC	180	4.80	9.0	0.14	0.17	0.18	0.19	0.25
LPS3314-224MRC	220	6.00	7.0	0.14	0.16	0.17	0.16	0.22
LPS3314-334MRC	330	9.30	6.0	0.11	0.12	0.13	0.13	0.18
LPS3314-474MRC	470	12.0	4.5	0.10	0.11	0.11	0.12	0.16
LPS3314-564MRC	560	14.0	4.5	0.095	0.105	0.11	0.11	0.145
LPS3314-684MRC	680	18.5	4.0	0.092	0.100	0.105	0.095	0.125
LPS3314-824MRC	820	24.0	3.7	0.086	0.099	0.100	0.085	0.110

LPZ3314

LPZ3314-105MRC	1000	31.0	3.0	0.090	0.099	0.100	0.082	0.100
LPZ3314-155MRC	1500	44.0	2.7	0.080	0.086	0.090	0.060	0.080



LPS4010

**NEW!**

Partnumber	Inductance (µH)	DCRmax (Ohms)	SRFtyp (MHz)	Isat(A)			Irms(A)	
				10% drop	20% drop	30% drop	20°C rise	40°C rise
LPS4010-381MRC	0.38±30%	0.028	350	4.30	4.40	4.50	2.45	3.35
LPS4010-601MRC	0.60±30%	0.034	240	3.50	3.60	3.70	2.30	3.10
LPS4010-861MRC	0.86±30%	0.043	204	3.00	3.10	3.20	2.00	2.70
LPS4010-122MRC	1.2±30%	0.066	173	2.50	2.60	2.70	1.70	2.20
LPS4010-152MRC	1.5±30%	0.088	140	2.10	2.20	2.30	1.40	1.90
LPS4010-222MRC	2.2±20%	0.100	112	1.90	2.00	2.10	1.30	1.75
LPS4010-332MRC	3.3±20%	0.140	91	1.50	1.60	1.70	1.15	1.55
LPS4010-472MRC	4.7±20%	0.245	72	1.20	1.30	1.40	0.850	1.15
LPS4010-562MRC	5.6±20%	0.260	70	1.10	1.20	1.30	0.800	1.10
LPS4010-682MRC	6.8±20%	0.311	59	1.00	1.10	1.20	0.750	1.00
LPS4010-822MRC	8.2±20%	0.430	55	0.900	0.950	1.00	0.650	0.850
LPS4010-103MRC	10±20%	0.468	51	0.860	0.880	0.900	0.600	0.800
LPS4010-123MRC	12±20%	0.630	45	0.760	0.780	0.800	0.525	0.700
LPS4010-153MRC	15±20%	0.700	41	0.720	0.740	0.760	0.500	0.675
LPS4010-183MRC	18±20%	0.775	38	0.660	0.680	0.700	0.450	0.625
LPS4010-223MRC	22±20%	1.04	33	0.580	0.600	0.620	0.375	0.525
LPS4010-333MRC	33±20%	1.65	27	0.470	0.480	0.490	0.300	0.425
LPS4010-473MRC	47±20%	2.23	21	0.400	0.410	0.420	0.260	0.360
LPS4010-683MRC	68±20%	2.97	17	0.330	0.340	0.350	0.240	0.320
LPS4010-104MRC	100±20%	4.36	14	0.270	0.280	0.290	0.200	0.300
LPS4010-124MRC	120±20%	4.90	13	0.250	0.260	0.270	0.190	0.250
LPS4010-154MRC	150±20%	5.85	11	0.235	0.240	0.245	0.170	0.230
LPS4010-184MRC	180±20%	7.55	10	0.210	0.215	0.220	0.155	0.210
LPS4010-224MRC	220±20%	8.66	8.9	0.190	0.195	0.200	0.145	0.190



LPS4012



Partnumber	Inductance (µH)	DCRmax (Ohms)	SRFtyp (MHz)	Isat(A)			Irms(A)	
				10% drop	20% drop	30% drop	20°C rise	40°C rise
LPS4012-331MRC	0.33±20%	0.025	375	5.2	5.4	5.5	2.2	3.0
LPS4012-681MRC	0.68±30%	0.055	220	3.5	3.6	3.7	1.8	2.4
LPS4012-102MRC	1.0±30%	0.060	180	2.8	2.9	3.0	1.7	2.4
LPS4012-152MRC	1.5±20%	0.070	140	2.6	2.7	2.8	1.6	2.2
LPS4012-222MRC	2.2±20%	0.100	115	2.3	2.4	2.5	1.2	1.75
LPS4012-332MRC	3.3±20%	0.100	100	1.3	1.4	1.4	1.45	2.00
LPS4012-472MRC	4.7±20%	0.175	70	1.6	1.7	1.8	1.10	1.45
LPS4012-562MRC	5.6±20%	0.260	60	1.5	1.6	1.6	0.85	1.10
LPS4012-682MRC	6.8±20%	0.340	55	1.3	1.3	1.4	0.80	0.98
LPS4012-103MRC	10±20%	0.350	40	0.98	1.0	1.1	0.55	0.75
LPS4012-153MRC	15±20%	0.550	30	0.79	0.82	0.84	0.53	0.73
LPS4012-223MRC	22±20%	0.600	25	0.74	0.78	0.79	0.52	0.70
LPS4012-333MRC	33±20%	0.825	22	0.45	0.47	0.48	0.46	0.61
LPS4012-473MRC	47±20%	1.40	19	0.35	0.37	0.38	0.40	0.52
LPS4012-683MRC	68±20%	1.70	15	0.30	0.32	0.33	0.35	0.46
LPS4012-104MRC	100±20%	2.40	12	0.24	0.26	0.27	0.30	0.40
LPS4012-124MRC	120±20%	3.30	11.5	0.23	0.24	0.25	0.27	0.36
LPS4012-154MRC	150±20%	3.50	10.0	0.21	0.22	0.23	0.25	0.32
LPS4012-184MRC	180±20%	5.00	8.0	0.18	0.19	0.20	0.23	0.29
LPS4012-224MRC	220±20%	5.20	7.0	0.15	0.16	0.17	0.21	0.27
LPS4012-334MRC	330±20%	7.20	7.0	0.14	0.14	0.15	0.17	0.225
LPS4012-474MRC	470±20%	10.0	4.0	0.10	0.11	0.12	0.13	0.175
LPS4012-564MRC	560±20%	12.5	3.5	0.10	0.105	0.115	0.11	0.140
LPS4012-684MRC	680±20%	13.5	3.0	0.10	0.105	0.110	0.11	0.135
LPS4012-824MRC								

Q200
125° **LPS4018**

Partnumber	Inductance (µH)	DCRmax (Ohms)	SRF typ (MHz)	Isat(A)			Irms(A)	
				10% drop	20% drop	30% drop	20°C rise	40°C rise
LPS4018-561MRC	0.56±20%	0.033	250	4.8	5.2	5.3	1.9	2.8
LPS4018-102NRC	1.0±30%	0.042	180	3.8	3.9	4.0	1.8	2.5
LPS4018-222MRC	2.2±20%	0.070	90	2.7	2.8	2.9	1.5	2.0
LPS4018-332MRC	3.3±20%	0.080	75	1.9	2.0	2.0	1.4	1.9
LPS4018-472MRC	4.7±20%	0.125	65	1.8	1.9	1.9	1.3	1.8
LPS4018-682MRC	6.8±20%	0.150	50	1.2	1.3	1.3	1.0	1.5
LPS4018-103MRC	10±20%	0.200	40	1.1	1.2	1.3	0.90	1.25
LPS4018-153MRC	15±20%	0.260	32	0.86	0.91	0.94	0.80	1.12
LPS4018-183MRC	18±20%	0.270	27	0.78	0.83	0.85	0.70	1.00
LPS4018-223MRC	22±20%	0.360	26	0.74	0.80	0.83	0.65	0.90
LPS4018-333MRC	33±20%	0.420	20	0.58	0.64	0.68	0.55	0.80
LPS4018-473MRC	47±20%	0.650	16	0.51	0.55	0.56	0.45	0.68
LPS4018-683MRC	68±20%	0.950	13	0.41	0.45	0.46	0.40	0.56
LPS4018-104MRC	100±20%	1.40	10	0.34	0.36	0.37	0.35	0.50
LPS4018-124MRC	120±20%	1.60	9.0	0.31	0.33	0.34	0.30	0.45
LPS4018-154MRC	150±20%	2.00	8.0	0.27	0.29	0.30	0.28	0.40
LPS4018-184MRC	180±20%	2.50	7.5	0.24	0.26	0.27	0.26	0.36
LPS4018-224MRC	220±20%	3.70	6.5	0.21	0.225	0.235	0.20	0.30
LPS4018-334MRC	330±20%	5.90	5.5	0.18	0.19	0.20	0.17	0.23
LPS4018-474MRC	470±20%	7.80	4.5	0.14	0.16	0.17	0.15	0.20
LPS4018-564MRC	560±20%	10.0	4.0	0.13	0.14	0.15	0.14	0.18
LPS4018-684MRC	680±20%	11.5	3.5	0.12	0.13	0.14	0.12	0.16
LPS4018-824MRC	820±20%	14.0	2.9	0.11	0.12	0.13	0.10	0.14
LPS4018-105MRC	1000±20%	18.0	2.8	0.10	0.11	0.11	0.098	0.125

LPZ4018

LPZ4018-155MRC	1500±20%	25.0	24	0.095	0.10	0.105	0.080	0.11
LPZ4018-185MRC	1800±20%	31.5	2.3	0.090	0.095	0.10	0.070	0.095
LPZ4018-225MRC	2200±20%	32.5	2.1	0.088	0.094	0.10	0.070	0.090
LPZ4018-335MRC	3300±20%	48.0	1.6	0.082	0.092	0.094	0.055	0.075

LPS4414

Partnumber	Inductance ±20%(µH)	DCRmax (Ohms)	SRF typ (MHz)	Isat(A)			Irms(A)	
				10% drop	20% drop	30% drop	20°C rise	40°C rise
LPS4414-301MRC	0.30	0.040	470	5.6	5.7	5.8	2.35	3.25
LPS4414-501MRC	0.50	0.050	330	4.3	4.4	4.5	2.10	2.80
LPS4414-801MRC	0.80	0.055	225	3.7	3.75	3.8	1.85	2.50
LPS4414-102MRC	1.0	0.060	190	3.0	3.1	3.2	1.75	2.30
LPS4414-152MRC	1.5	0.078	150	2.9	3.1	3.2	1.55	2.00
LPS4414-182MRC	1.8	0.087	130	2.7	2.8	2.9	1.50	1.90
LPS4414-222MRC	2.2	0.110	115	2.2	2.3	2.35	1.25	1.60
LPS4414-332MRC	3.3	0.165	85.0	1.8	1.9	1.95	1.15	1.50
LPS4414-472MRC	4.7	0.215	68.0	1.4	1.5	1.55	0.90	1.20
LPS4414-562MRC	5.6	0.260	58.0	1.4	1.4	1.5	0.75	1.10
LPS4414-682MRC	6.8	0.270	54.0	1.2	1.3	1.4	0.70	1.00
LPS4414-822MRC	8.2	0.350	50.0	1.1	1.3	1.3	0.70	0.98
LPS4414-103MRC	10	0.380	43.0	1.1	1.2	1.3	0.70	0.95
LPS4414-123MRC	12	0.380	38.0	0.94	0.97	1.0	0.66	0.88
LPS4414-153MRC	15	0.440	36.0	0.85	0.89	0.92	0.63	0.82
LPS4414-183MRC	18	0.530	31.0	0.76	0.80	0.82	0.56	0.75
LPS4414-223MRC	22	0.590	27.0	0.69	0.72	0.74	0.53	0.68
LPS4414-333MRC	33	0.715	23.0	0.47	0.49	0.51	0.49	0.65
LPS4414-473MRC	47	0.935	18.0	0.39	0.42	0.43	0.44	0.58
LPS4414-563MRC	56	1.15	16.0	0.37	0.39	0.40	0.42	0.54
LPS4414-683MRC	68	1.35	14.6	0.32	0.33	0.34	0.36	0.48
LPS4414-104MRC	100	1.90	11.0	0.26	0.28	0.285	0.31	0.40
LPS4414-124MRC	120	2.60	10.0	0.23	0.24	0.25	0.27	0.34
LPS4414-154MRC	150	3.10	9.0	0.22	0.23	0.24	0.24	0.32
LPS4414-224MRC	220	4.10	6.7	0.18	0.20	0.20	0.22	0.29
LPS4414-334MRC	330	6.00	5.6	0.14	0.16	0.165	0.17	0.23
LPS4414-474MRC	470	9.50	4.3	0.13	0.14	0.145	0.14	0.23
LPS4414-564MRC	560	10.7	4.0	0.12	0.13	0.14	0.13	0.17
LPS4414-684MRC	680	11.7	3.5	0.10	0.11	0.12	0.13	0.17
LPS4414-824MRC	820	15.1	3.0	0.10	0.105	0.11	0.11	0.14
LPS4414-105MRC	1000	16.3	2.6	0.10	0.102	0.106	0.10	0.13

LPZ4414

LPZ4414-155MRC	1500	26.4	2.2	0.096	0.099	0.10	0.085	0.11
LPZ4414-185MRC	1800	35.0	1.9	0.089	0.094	0.097	0.075	0.10
LPZ4414-225MRC	2200	42.5	1.9	0.082	0.089	0.092	0.065	0.080
LPZ4414-335MRC	3300	56.0	1.3	0.072	0.078	0.083	0.055	0.070

Q200
125° **LPS4040** **NEW!**

Partnumber	Inductance ±20%(µH)	DCRmax (Ohms)	SRF typ (MHz)	Isat(A)			Irms(A)	
				10% drop	20% drop	30% drop	20°C rise	40°C rise
LPS4040-223MRC	22	0.210	24.0	0.620	0.780	0.830	0.850	1.200
LPS4040-683MRC	68	0.410	9.50	0.440	0.490	0.510	0.700	0.920
LPS4040-823MRC	82	0.465	8.90	0.370	0.420	0.440	0.650	0.880
LPS4040-104MRC	100	0.475	8.60	0.350	0.380	0.400	0.560	0.820
LPS4040-124MRC	120	0.530	7.30	0.330	0.360	0.380	0.500	0.740
LPS4040-154MRC	150	0.680	6.10	0.275	0.305	0.320	0.490	0.650
LPS4040-224MRC	220	0.880	4.80	0.230	0.250	0.265	0.430	0.580
LPS4040-334MRC	330	1.40	4.10	0.190	0.205	0.215	0.360	0.480
LPS4040-474MRC	470	2.16	2.90	0.150	0.170	0.180	0.270	0.370
LPS4040-564MRC	560	2.35	2.80	0.140	0.160	0.165	0.240	0.330
LPS4040-684MRC	680	3.00	2.60	0.130	0.145	0.150	0.220	0.300
LPS4040-105MRC	1000	4.02	2.00	0.105	0.115	0.120	0.200	0.270
LPS4040-155MRC	1500	6.23	1.65	0.082	0.092	0.098	0.160	0.220
LPS4040-185MRC	1800	7.77	1.49	0.074	0.084	0.090	0.140	0.190
LPS4040-225MRC	2200	8.80	1.36	0.068	0.078	0.082	0.125	0.170
LPS4040-335MRC	3300	16.4	1.10	0.058	0.064	0.068	0.100	0.140
LPS4040-475MRC	4700	22.3	0.900	0.046	0.054	0.056	0.080	0.110
LPS4040-565MRC	5600	30.0	0.770	0.042	0.048	0.051	0.070	0.100

LPS5010

Partnumber	Inductance ±20%(µH)	DCRmax (Ohms)	SRF typ (MHz)	Isat(A)			Irms(A)	
				10% drop	20% drop	30% drop	20°C rise	40°C rise
LPS5010-471MRC	0.47	0.038	290	3.1	3.3	3.4	2.0	2.7
LPS5010-821MRC	0.82	0.058	195	2.3	2.5	2.6	1.2	1.5
LPS5010-152MRC	1.5	0.072	168	1.7	1.8	1.9	0.90	1.4
LPS5010-222MRC	2.2	0.100	144	1.4	1.5	1.6	0.88	1.2
LPS5010-332MRC	3.3	0.125	105	1.1	1.2	1.3	0.86	1.1
LPS5010-472MRC	4.7	0.175	76	0.95	1.1	1.1	0.85	0.98
LPS5010-562MRC	5.6	0.240	75	0.90	0.97	1.00	0.75	0.92
LPS5010-682MRC	6.8	0.255	71	0.82	0.90	0.93	0.74	0.85
LPS5010-103MRC	10	0.350	51	0.66	0.72	0.74	0.73	0.80
LPS5010-153MRC	15	0.500	39	0.55	0.59	0.62	0.68	0.75
LPS5010-223MRC	22	0.670	32	0.47	0.51	0.53	0.46	0.62
LPS5010-333MRC	33	1.05	26	0.38	0.42	0.43	0.40	0.55
LPS5010-473MRC	47	1.45	20	0.31	0.34	0.36	0.33	0.44
LPS5010-683MRC	68	2.00	15	0.26	0.29	0.30	0.25	0.35
LPS5010-104MRC	100	3.10	12	0.21	0.23	0.24	0.21	0.28
LPS5010-124MRC	120	3.50	11	0.20	0.22	0.23	0.19	0.25
LPS5010-154MRC	150	4.25	9.0	0.18	0.20	0.21	0.17	0.23
LPS5010-224MRC	220	6.25	7.0	0.15	0.16	0.17	0.15	0.20
LPS5010-334MRC	330	8.60	5.5	0.12	0.13	0.14	0.13	0.185
LPS5010-474MRC	470	12.7	4.5	0.090	0.11	0.11	0.11	0.150
LPS5010-564MRC	560	15.7	4.0	0.090	0.10	0.10	0.10	0.135
LPS5010-684MRC	680	20.0	3.7	0.090	0.097	0.10	0.090	0.125

LPZ5010

LPZ5010-105MRC	1000	28.0	3.0	0.087	0.096	0.10	0.080	0.11
----------------	------	------	-----	-------	-------	------	-------	------

LPS5015

Partnumber	Inductance ±20%(µH)	DCRmax (Ohms)	SRF typ (MHz)	Isat(A)			Irms(A)	
				10% drop	20% drop	30% drop	20°C rise	40°C rise
LPS5015-102MRC	1.0	0.050	183	3.6	3.8	3.9	1.90	2.65
LPS5015-132MRC	1.3	0.065	150	2.5	2.6	2.8	1.70	2.35
LPS5015-182MRC	1.8	0.075	128	2.6	2.8	2.9	1.50	2.15
LPS5015-222MRC	2.2	0.090	116	2.4	2.6	2.7	1.40	2.00
LPS5015-332MRC	3.3	0.125	88	1.9	2.0	2.0	1.30	1.80
LPS5015-472MRC	4.7	0.150	73	1.6	1.7	1.8	1.20	1.62
LPS5015-562MRC	5.6	0.175	67	1.6	1.6	1.6	1.10	1.45
LPS5015-682MRC	6.8	0.225	57	1.3	1.4	1.5	0.90	1.25
LPS5015-822MRC	8.2	0.280	49	1.3	1.3	1.4	0.85	1.05
LPS5015-103MRC	10	0.300	44	1.2	1.3	1.3	0.80	0.95
LPS5015-123MRC	12	0.350	40	1.0	1.1	1.2	0.75	0.84
LPS5015-153MRC	15	0.360	38	0.80	0.84	0.86	0.73	0.84
LPS5015								

Q200
85°

LPS5030



Partnumber	Inductance ±20% (µH)	DCRmax (Ohms)	SRFtyp (MHz)	Isat(A)			Irms(A)	
				10% drop	20% drop	30% drop	20°C rise	40°C rise
LPS5030-901MRC	0.90	0.040	250	3.8	4.0	4.1	2.10	2.80
LPS5030-122MRC	1.2	0.043	210	3.5	3.6	3.7	2.00	2.65
LPS5030-172MRC	1.7	0.051	190	3.0	3.2	3.3	1.90	2.50
LPS5030-222MRC	2.2	0.057	168	2.9	3.1	3.2	1.60	2.15
LPS5030-332MRC	3.3	0.066	125	2.3	2.5	2.6	1.40	1.80
LPS5030-472MRC	4.7	0.083	84	1.9	2.0	2.0	1.30	1.75
LPS5030-562MRC	5.6	0.089	70	1.8	1.8	1.9	1.25	1.65
LPS5030-682MRC	6.8	0.099	56	1.6	1.7	1.7	1.20	1.60
LPS5030-822MRC	8.2	0.125	45	1.6	1.7	1.7	1.10	1.55
LPS5030-103MRC	10.0	0.127	30	1.4	1.4	1.4	1.00	1.50
LPS5030-123MRC	12.0	0.155	24	1.3	1.4	1.4	0.95	1.40
LPS5030-153MRC	15.0	0.160	32	0.80	0.90	0.90	0.92	1.40
LPS5030-183MRC	18.0	0.170	27	0.80	0.82	0.87	0.90	1.30
LPS5030-223MRC	22.0	0.190	24	0.70	0.75	0.78	0.88	1.25
LPS5030-333MRC	33.0	0.260	19	0.60	0.63	0.64	0.85	1.20
LPS5030-473MRC	47.0	0.330	16	0.50	0.53	0.55	0.75	1.00
LPS5030-683MRC	68.0	0.440	12	0.40	0.43	0.44	0.65	0.900
LPS5030-823MRC	82.0	0.470	11	0.38	0.40	0.40	0.60	0.830
LPS5030-104MRC	100	0.600	10	0.27	0.31	0.32	0.55	0.750
LPS5030-124MRC	120	0.800	9	0.26	0.29	0.30	0.45	0.660
LPS5030-154MRC	150	0.860	7.5	0.22	0.25	0.263	0.42	0.570
LPS5030-224MRC	220	1.35	6.0	0.21	0.235	0.245	0.36	0.500
LPS5030-334MRC	330	1.80	5.0	0.155	0.155	0.200	0.32	0.420
LPS5030-474MRC	470	2.80	4.0	0.117	0.134	0.146	0.28	0.370
LPS5030-564MRC	560	3.20	3.6	0.110	0.130	0.140	0.23	0.320
LPS5030-684MRC	680	3.80	3.0	0.100	0.120	0.126	0.20	0.290
LPS5030-105MRC	1000	5.10	2.5	0.100	0.110	0.110	0.18	0.250
LPS5030-155MRC	1500	7.60	2.0	0.068	0.080	0.089	0.15	0.210
LPS5030-185MRC	1800	10.0	1.8	0.069	0.081	0.086	0.13	0.170
LPS5030-225MRC	2200	11.0	1.6	0.063	0.074	0.080	0.10	0.150
LPS5030-335MRC	3300	19.5	1.3	0.056	0.063	0.067	0.090	0.125
LPS5030-475MRC	4700	26.0	1.1	0.049	0.056	0.059	0.080	0.110

Q200
85°

LPS6235



Partnumber	Inductance ±20% (µH)	DCRmax (Ohms)	SRFtyp (MHz)	Isat(A)			Irms(A)	
				10% drop	20% drop	30% drop	20°C rise	40°C rise
LPS6235-682MRC	6.8	0.075	55	2.6	2.7	2.8	1.30	1.90
LPS6235-822MRC	8.2	0.095	48	2.5	2.6	2.7	1.30	1.85
LPS6235-103MRC	10.0	0.100	37	2.3	2.4	2.5	1.28	1.80
LPS6235-123MRC	12.0	0.110	29	1.9	2.2	2.3	1.25	1.75
LPS6235-153MRC	15.0	0.125	25	1.9	2.0	2.0	1.22	1.70
LPS6235-183MRC	18.0	0.140	24	1.7	1.8	1.9	1.20	1.65
LPS6235-223MRC	22.0	0.145	24	1.6	1.7	1.7	1.10	1.60
LPS6235-333MRC	33.0	0.180	16	1.3	1.4	1.5	1.00	1.30
LPS6235-473MRC	47.0	0.245	13	1.1	1.2	1.2	0.80	1.15
LPS6235-563MRC	56.0	0.280	12	1.0	1.0	1.1	0.75	1.07
LPS6235-683MRC	68.0	0.345	10.8	0.90	0.94	0.96	0.73	1.00
LPS6235-823MRC	82.0	0.315	10.0	0.46	0.52	0.55	0.72	0.95
LPS6235-104MRC	100.0	0.375	9.0	0.46	0.52	0.54	0.70	0.90
LPS6235-124MRC	120.0	0.435	8.3	0.44	0.48	0.51	0.60	0.80
LPS6235-154MRC	150.0	0.535	7.3	0.37	0.43	0.45	0.53	0.73
LPS6235-224MRC	220.0	0.820	5.6	0.31	0.36	0.37	0.45	0.64
LPS6235-334MRC	330.0	1.20	4.4	0.26	0.29	0.30	0.40	0.50
LPS6235-474MRC	470.0	1.60	3.6	0.22	0.25	0.26	0.32	0.43
LPS6235-564MRC	560.0	2.00	3.1	0.20	0.22	0.23	0.29	0.38
LPS6235-684MRC	680.0	2.20	2.8	0.17	0.19	0.21	0.28	0.37
LPS6235-824MRC	820.0	2.70	2.5	0.16	0.18	0.19	0.26	0.33
LPS6235-105MRC	1000.0	3.40	2.2	0.14	0.17	0.18	0.24	0.30
LPS6235-155MRC	1500.0	4.60	1.9	0.12	0.13	0.14	0.19	0.26
LPS6235-185MRC	1800.0	5.42	1.7	0.11	0.12	0.13	0.18	0.23
LPS6235-225MRC	2200.0	6.70	1.5	0.090	0.11	0.11	0.16	0.22
LPS6235-335MRC	3300.0	9.50	1.1	0.080	0.090	0.10	0.14	0.180
LPS6235-475MRC	4700.0	14.5	0.94	0.070	0.077	0.084	0.11	0.150
LPS6235-565MRC	5600.0	16.4	0.86	0.060	0.070	0.080	0.10	0.130
LPS6235-685MRC	6800.0	21.4	0.80	0.057	0.065	0.069	0.090	0.120
LPS6235-825MRC	8200.0	24.5	0.70	0.052	0.060	0.067	0.085	0.115
LPS6235-106MRC	10000.0	29.5	0.61	0.050	0.055	0.060	0.075	0.095

Q200
125°

LPS5050



NEW!

Partnumber	Inductance ±20% (µH)	DCRmax (Ohms)	SRFtyp (MHz)	Isat(A)			Irms(A)	
				10% drop	20% drop	30% drop	20°C rise	40°C rise
LPS5050-154MRC	150	0.555	6.3	0.235	0.260	0.280	0.60	0.82
LPS5050-224MRC	220	0.625	4.9	0.195	0.225	0.235	0.56	0.75
LPS5050-334MRC	330	0.935	4.2	0.165	0.185	0.195	0.47	0.63
LPS5050-474MRC	470	1.22	3.4	0.135	0.150	0.160	0.40	0.54
LPS5050-564MRC	560	1.51	3.2	0.125	0.145	0.150	0.35	0.48
LPS5050-684MRC	680	1.76	2.6	0.120	0.135	0.145	0.31	0.42
LPS5050-824MRC	820	2.20	2.2	0.088	0.107	0.115	0.28	0.38
LPS5050-105MRC	1000	2.90	2.2	0.086	0.102	0.110	0.27	0.36
LPS5050-155MRC	1500	4.40	1.7	0.070	0.082	0.088	0.21	0.30
LPS5050-185MRC	1800	4.55	1.7	0.060	0.073	0.080	0.20	0.28
LPS5050-225MRC	2200	5.55	1.4	0.056	0.066	0.072	0.19	0.25
LPS5050-335MRC	3300	8.60	1.2	0.054	0.060	0.064	0.15	0.20
LPS5050-475MRC	4700	12.10	1.0	0.044	0.051	0.054	0.13	0.17
LPS5050-565MRC	5600	15.30	0.89	0.036	0.042	0.046	0.12	0.16
LPS5050-685MRC	6800	19.15	0.77	0.034	0.040	0.043	0.11	0.14
LPS5050-825MRC	8200	21.50	0.71	0.028	0.035	0.038	0.10	0.13
LPS5050-106MRC	10000	23.25	0.62	0.026	0.030	0.034	0.09	0.12

Q200
125°

LPS6225



Partnumber	Inductance ±20% (µH)	DCRmax (Ohms)	SRFtyp (MHz)	Isat(A)			Irms(A)	
				10% drop	20% drop	30% drop	20°C rise	40°C rise
LPS6225-102MRC	1.0	0.040	178	5.3	5.4	5.4	1.1	1.65
LPS6225-222MRC	2.2	0.045	100	3.9	4.0	4.1	1.0	1.40
LPS6225-332MRC	3.3	0.055	68	3.5	3.5	3.6	1.0	1.35
LPS6225-472MRC	4.7	0.065	53	3.0	3.1	3.2	0.90	1.30
LPS6225-682MRC	6.8	0.095	40	2.6	2.7	2.8	0.90	1.30
LPS6225-103MRC	10	0.105	35	2.5	2.6	2.7	0.90	1.30
LPS6225-153MRC	15	0.170	23	2.1	2.2	2.2	0.85	1.20
LPS6225-223MRC	22	0.175	17	1.4	1.5	1.6	0.80	1.10
LPS6225-333MRC	33	0.260	14	1.1	1.2	1.2	0.65	0.90
LPS6225-473MRC	47	0.360	10	0.98	1.0	1.0	0.60	0.80
LPS6225-683MRC	68	0.420	9.6	0.58	0.61	0.62	0.57	0.74
LPS6225-104MRC	100	0.610	7.7	0.48	0.51	0.52	0.47	0.64
LPS6225-124MRC	120	0.750	7.4	0.42	0.45	0.46	0.43	0.58
LPS6225-154MRC	150	0.920	6.4	0.39	0.41	0.42	0.40	0.54
LPS6225-224MRC	220	1.30	5.0	0.32	0.34	0.35	0.37	0.50
LPS6225-334MRC	330	2.00	3.8	0.26	0.27	0.28	0.28	0.39
LPS6225-474MRC	470	2.60	3.2	0.22	0.23	0.24	0.24	0.37
LPS6225-684MRC	680	4.00	2.8	0.18	0.19	0.20	0.18	0.26
LPS6225-105MRC	1000	6.00	2.3	0.15	0.16	0.17	0.15	0.24
LPS6225-155MRC	1500	9.00	1.8	0.12	0.13	0.13	0.13	0.20
LPS6225-185MRC	1800	11.7	1.7	0.11	0.12	0.12	0.11	0.14
LPS6225-225MRC	2200	13.5	1.3	0.10	0.10	0.11	0.11	0.13
LPS6225-335MRC	3300	21.0	1.1	0.099	0.10	0.11	0.080	0.11
LPS6225-475MRC	4700	30.0	0.90	0.086	0.096	0.10	0.075	0.090
LPS6225-565MRC	5600	36.0	0.72	0.083	0.090	0.096	0.070	0.090
LPS6225-685MRC	6800	43.0	0.70	0.080	0.086	0.089	0.065	0.080
LPS6225-825MRC	8200	54.0	0.69	0.079	0.086	0.088	0.060	0.075
LPS6225-106MRC	10000	70.0	0.68	0.075	0.084	0.087	0.060	0.065

LPS8045B



Partnumber	Inductance ±20% (µH)	DCR(Ohms)		SRFtyp (MHz)	Isat(A)			Irms(A)	
		nom	max		10% drop	20% drop	30% drop	20°C rise	40°C rise
LPS8045B-682MRC	6.8	0.059	0.075	63	3.6	3.9	4.0	1.80	2.40
LPS8045B-103MRC	10	0.073	0.090	49	2.8	3.2	3.3	1.55	2.15
LPS8045B-153MRC	15	0.092	0.110	23	2.5	2.7	2.7	1.35	1.85
LPS8045B-223MRC	22	0.102	0.130	21	2.0	2.3	2.4	1.25	1.75
LPS8045B-333MRC	33	0.121	0.145	12	1.8	2.0	2.1	1.20	1.60
LPS8045B-473MRC	47	0.153	0.179	10	1.6	1.7	1.8	1.10	1.50
LPS804									



MSS5121



Partnumber	Inductance ±20% (µH)	DCRmax (Ohms)	SRFtyp (MHz)	Isat (A)			Irms (A)	
				10% drop	20% drop	30% drop	20°C rise	40°C rise
MSS5121-222MLC	2.2	0.050	120.0	1.86	2.10	2.30	2.1	2.9
MSS5121-332MLC	3.3	0.070	90.0	1.62	1.84	2.00	1.7	2.3
MSS5121-472MLC	4.7	0.095	80.0	1.38	1.54	1.66	1.4	1.9
MSS5121-562MLC	5.6	0.100	73.0	1.28	1.42	1.54	1.3	1.8
MSS5121-682MLC	6.8	0.110	65.0	1.10	1.28	1.38	1.2	1.6
MSS5121-822MLC	8.2	0.135	55.0	1.06	1.22	1.32	1.1	1.5
MSS5121-103MLC	10	0.160	47.0	0.98	1.08	1.18	0.99	1.3
MSS5121-123MLC	12	0.190	41.0	0.87	0.99	1.05	0.91	1.2
MSS5121-153MLC	15	0.280	37.0	0.76	0.85	0.90	0.82	1.1
MSS5121-183MLC	18	0.300	35.0	0.71	0.81	0.87	0.75	1.0
MSS5121-223MLC	22	0.330	32.0	0.68	0.77	0.82	0.71	0.97
MSS5121-273MLC	27	0.420	27.0	0.61	0.69	0.74	0.63	0.85
MSS5121-333MLC	33	0.480	25.0	0.58	0.64	0.67	0.56	0.76
MSS5121-393MLC	39	0.530	23.0	0.48	0.54	0.58	0.55	0.73
MSS5121-473MLC	47	0.750	22.0	0.44	0.51	0.54	0.46	0.63
MSS5121-563MLC	56	0.860	19.0	0.40	0.46	0.49	0.44	0.60
MSS5121-683MLC	68	1.00	18.0	0.37	0.42	0.46	0.41	0.56
MSS5121-823MLC	82	1.20	15.0	0.35	0.40	0.42	0.35	0.47
MSS5121-104MLC	100	1.40	13.5	0.28	0.32	0.35	0.33	0.44
MSS5121-124MLC	120	1.60	12.0	0.26	0.30	0.32	0.31	0.42
MSS5121-154MLC	150	2.10	9.0	0.26	0.29	0.31	0.29	0.38
MSS5121-184MLC	180	2.31	8.5	0.21	0.25	0.27	0.25	0.34
MSS5121-224MLC	220	3.10	7.5	0.21	0.24	0.25	0.22	0.29
MSS5121-274MLC	270	3.50	7.0	0.18	0.20	0.22	0.20	0.27
MSS5121-334MLC	330	4.00	6.5	0.17	0.19	0.20	0.19	0.26
MSS5121-394MLC	390	5.00	5.8	0.15	0.17	0.19	0.15	0.21



MSS6122



Partnumber	Inductance ±20% (µH)	DCRmax (Ohms)	SRFtyp (MHz)	Isat (A)			Irms (A)	
				10% drop	20% drop	30% drop	20°C rise	40°C rise
MSS6122-472MLC	4.7	0.065	65.0	1.44	1.66	1.82	1.60	2.30
MSS6122-562MLC	5.6	0.083	60.0	1.22	1.46	1.60	1.50	2.10
MSS6122-682MLC	6.8	0.100	48.0	1.18	1.36	1.50	1.40	2.00
MSS6122-822MLC	8.2	0.120	44.0	1.12	1.24	1.36	1.30	1.80
MSS6122-103MLC	10	0.150	42.0	0.98	1.10	1.20	1.20	1.70
MSS6122-123MLC	12	0.176	40.0	0.97	1.06	1.14	1.13	1.60
MSS6122-153MLC	15	0.210	38.0	0.85	0.97	1.04	1.06	1.50
MSS6122-183MLC	18	0.280	35.0	0.78	0.89	0.97	0.99	1.40
MSS6122-223MLC	22	0.310	32.0	0.64	0.75	0.82	0.92	1.30
MSS6122-273MLC	27	0.350	26.0	0.62	0.71	0.77	0.85	1.20
MSS6122-333MLC	33	0.460	22.0	0.60	0.69	0.74	0.77	1.10
MSS6122-393MLC	39	0.540	19.0	0.50	0.59	0.64	0.70	1.00
MSS6122-473MLC	47	0.680	18.0	0.47	0.55	0.60	0.63	0.90
MSS6122-563MLC	56	0.740	17.0	0.43	0.50	0.54	0.56	0.80
MSS6122-683MLC	68	1.000	16.0	0.40	0.46	0.50	0.49	0.70
MSS6122-823MLC	82	1.200	15.0	0.37	0.43	0.46	0.42	0.60
MSS6122-104MLC	100	1.370	12.5	0.32	0.37	0.40	0.35	0.50



MSS6132



Partnumber	Inductance ±20% (µH)	DCRmax (Ohms)	SRFtyp (MHz)	Isat (A)			Irms (A)	
				10% drop	20% drop	30% drop	20°C rise	40°C rise
MSS6132-472MLC	4.7	0.043	65.0	2.18	2.60	2.84	2.30	3.10
MSS6132-562MLC	5.6	0.048	60.0	2.10	2.50	2.74	2.20	2.95
MSS6132-682MLC	6.8	0.052	47.0	1.80	2.12	2.30	2.10	2.80
MSS6132-822MLC	8.2	0.055	45.0	1.78	2.06	2.22	2.00	2.65
MSS6132-103MLC	10	0.070	39.0	1.36	1.64	1.84	1.90	2.50
MSS6132-123MLC	12	0.079	33.0	1.30	1.54	1.70	1.75	2.35
MSS6132-153MLC	15	0.106	27.0	1.16	1.42	1.56	1.65	2.20
MSS6132-183MLC	18	0.118	24.0	1.04	1.22	1.36	1.55	2.05
MSS6132-223MLC	22	0.158	21.0	0.97	1.12	1.22	1.45	1.90
MSS6132-273MLC	27	0.180	19.0	0.91	1.08	1.18	1.30	1.75
MSS6132-333MLC	33	0.250	18.0	0.81	0.96	1.10	1.20	1.60
MSS6132-393MLC	39	0.275	17.0	0.79	0.92	0.99	1.10	1.45
MSS6132-473MLC	47	0.300	16.0	0.72	0.86	0.93	0.95	1.30
MSS6132-563MLC	56	0.380	14.0	0.61	0.72	0.79	0.85	1.15
MSS6132-683MLC	68	0.410	12.0	0.55	0.63	0.69	0.73	1.00
MSS6132-823MLC	82	0.510	10.0	0.53	0.62	0.67	0.60	0.85
MSS6132-104MLC	100	0.660	9.0	0.45	0.54	0.59	0.50	0.69



MSS5131H



Partnumber	Inductance ±20% (µH)	DCRmax (Ohms)	SRFtyp (MHz)	Isat (A)			Irms (A)	
				10% drop	20% drop	30% drop	20°C rise	40°C rise
MSS5131H-182MEC	1.8	0.021	118	3.00	3.40	3.70	1.40	2.00
MSS5131H-332MEC	3.3	0.033	80	2.20	2.55	2.80	1.30	1.80
MSS5131H-472MEC	4.7	0.046	57	1.80	2.05	2.20	1.20	1.80
MSS5131H-562MEC	5.6	0.052	51	1.70	1.95	2.15	1.10	1.75
MSS5131H-622MEC	6.2	0.055	47	1.60	1.85	2.00	1.10	1.70
MSS5131H-822MEC	8.2	0.081	47	1.40	1.60	1.75	1.10	1.70
MSS5131H-103MEC	10	0.090	41	1.20	1.40	1.55	1.10	1.60
MSS5131H-123MEC	12	0.113	39	1.10	1.30	1.40	1.10	1.50
MSS5131H-153MEC	15	0.132	31	1.00	1.15	1.25	1.00	1.40
MSS5131H-183MEC	18	0.167	27	0.95	1.05	1.15	0.9	1.20
MSS5131H-223MEC	22	0.201	23	0.85	1.00	1.05	0.9	1.20
MSS5131H-273MEC	27	0.213	21	0.75	0.85	0.92	0.9	1.20
MSS5131H-333MEC	33	0.230	18	0.67	0.76	0.82	0.85	1.10
MSS5131H-393MEC	39	0.316	17	0.63	0.72	0.78	0.80	1.00
MSS5131H-473MEC	47	0.351	14	0.56	0.63	0.68	0.74	1.00
MSS5131H-563MEC	56	0.391	14	0.54	0.61	0.66	0.68	0.94
MSS5131H-683MEC	68	0.512	11	0.49	0.55	0.60	0.63	0.84
MSS5131H-823MEC	82	0.558	10	0.44	0.50	0.54	0.58	0.80
MSS5131H-104MEC	100	0.759	9.0	0.38	0.43	0.46	0.50	0.67
MSS5131H-124MEC	120	0.828	8.6	0.34	0.39	0.42	0.47	0.64
MSS5131H-154MEC	150	1.14	7.1	0.33	0.37	0.40	0.41	0.56
MSS5131H-184MEC	180	1.25	6.6	0.31	0.35	0.37	0.38	0.53
MSS5131H-224MEC	220	1.44	5.9	0.27	0.31	0.34	0.36	0.50
MSS5131H-274MEC	270	1.96	5.0	0.24	0.28	0.30	0.31	0.42
MSS5131H-334MEC	330	2.16	4.8	0.22	0.25	0.27	0.30	0.42
MSS5131H-394MEC	390	2.42	4.4	0.20	0.23	0.25	0.28	0.37
MSS5131H-474MEC	470	2.70	4.0	0.19	0.22	0.23	0.27	0.35

* Additional high-temperature, AEC-Q200 products available.
 Visit www.coilcraft.com/en-us/quality/aec-q200-components/.

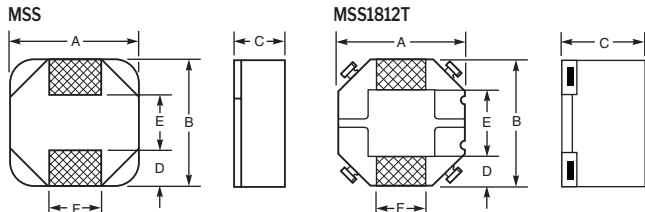
† Original series available. Visit www.coilcraft.com



MSS7331



Partnumber	Inductance (µH)	DCR(Ohms)		SRFtyp (MHz)	Isat (A)			Irms (A)	
		nom	max		10% drop	20% drop	30% drop	20°C rise	40°C rise
MSS7331-152NLC	15±30%	0.009	0.012	80.0	3.5	4.4	5.1	4.8	6.9
MSS7331-302NLC	3.0±30%	0.014	0.020	55.0	2.3	3.0	3.5	4.2	6.0
MSS7331-392NLC	3.9±30%	0.017	0.023	45.0	2.2	2.8	3.2	4.1	5.7
MSS7331-502MLC	5.0±20%	0.022	0.030	40.0	2.0	2.4	2.8	3.3	4.5
MSS7331-602MLC	6.0±20%	0.025	0.033	38.0	1.8	2.2	2.6	3.4	4.6
MSS7331-732MLC	7.3±20%	0.035	0.045	35.0	1.8	2.2	2.5	2.8	3.8
MSS7331-862MLC	8.6±20%	0.038	0.048	33.5	1.6	2.0	2.2	2.5	3.4
MSS7331-103MLC	10±20%	0.046	0.052	30.0	1.4	1.7	1.9	2.4	3.2
MSS7331-123MLC	12±20%	0.058	0.066	26.0	1.3	1.6	1.7	2.1	2.8
MSS7331-153MLC	15±20%	0.067	0.075	24.0	1.2	1.4	1.6	2.0	2.7
MSS7331-183MLC	18±20%	0.071	0.088	22.0	1.1	1.3	1.4	1.9	2.6
MSS7331-223MLC	22±20%	0.095	0.113	21.0	0.98	1.2	1.3	1.6	2.2
MSS7331-273MLC	27±20%	0.105	0.132	17.0	0.89	1.1	1.2	1.5	2.0
MSS7331-333MLC	33±20%	0.123	0.150	16.0	0.80	0.97	1.1	1.4	1.9
MSS7331-393MLC	39±20%	0.161	0.180	14.5	0.70	0.86	0.96	1.2	1.6
MSS7331-473MLC	47±20%	0.180	0.215	12.5	0.67	0.80	0.89	1.2	1.6
MSS7331-563MLC	56±20%	0.240	0.270	11.5	0.61	0.72	0.80	1.0	1.4
MSS7331-683MLC	68±20%	0.273	0.300	10.5	0.55	0.66	0.74	0.92	1.2
MSS7331-823MLC	82±20%	0.304	0.370	9.5	0.52	0.60	0.67	0.84	1.2
MSS7331-104MLC	100±20%	0.419	0.495	8.5	0.45	0.54	0.61	0.79	1.1



Series	A max	B max	C	D	E	F
MSS1038	0.402 10.2	0.413 10.5	0.118 3.0	0.047 1.2	0.311 7.9	0.158 4.0
MSS1048	0.403 10.3	0.414 10.5	0.118 3.0	0.051 1.3	0.311 7.9	0.189 4.8
MSS1246H	0.484 12.3	0.484 12.3	0.195 4.95	0.102 2.6	0.295 7.5	0.205 5.2
MSS5121	0.213 5.4	0.213 5.4	0.181 4.6	0.059 1.5	0.063 1.6	0.083 2.2
MSS51						

Q200
85°

MSS7341 *



Partnumber	Inductance (µH)	Percent Tolerance*	DCR(Ohms)		SRF typ (MHz)	Isat(A)			Irms(A)	
			nom	max		10% drop	20% drop	30% drop	20°C rise	40°C rise
MSS7341-332_LD	3.3	30.20	0.014	0.018	85	2.74	3.28	3.72	3.95	5.00
MSS7341-502_LD	5.0	30.20	0.018	0.023	49	2.30	2.82	3.16	3.40	4.70
MSS7341-622_LD	6.2	30.20	0.024	0.027	42	2.18	2.66	2.98	3.05	4.30
MSS7341-742_LD	7.4	30.20	0.027	0.031	35	1.92	2.32	2.56	2.80	4.10
MSS7341-872_LD	8.7	30.20	0.029	0.034	33	1.78	2.12	2.36	2.80	3.90
MSS7341-103MLD	10	20	0.032	0.038	32	1.64	1.92	2.10	2.80	3.80
MSS7341-123MLD	12	20	0.040	0.050	27	1.48	1.76	1.92	2.45	3.30
MSS7341-153MLD	15	20	0.047	0.055	26	1.36	1.60	1.78	2.05	3.00
MSS7341-183MLD	18	20	0.065	0.075	25	1.20	1.46	1.62	1.85	2.65
MSS7341-223MLD	22	20	0.074	0.082	22	1.02	1.26	1.42	1.70	2.35
MSS7341-273MLD	27	20	0.091	0.109	19	1.00	1.14	1.22	1.50	2.10
MSS7341-333MLD	33	20	0.104	0.124	17	0.91	1.04	1.16	1.50	1.95
MSS7341-393MLD	39	20	0.115	0.130	15	0.85	1.01	1.12	1.50	1.90
MSS7341-473MLD	47	20	0.127	0.155	14	0.74	0.92	1.00	1.50	1.85
MSS7341-563MLD	56	20	0.174	0.202	11	0.68	0.80	0.87	1.25	1.60
MSS7341-683MLD	68	20	0.236	0.250	9.6	0.62	0.73	0.80	1.00	1.35
MSS7341-823MLD	82	20	0.257	0.290	8.5	0.57	0.66	0.72	1.00	1.25
MSS7341-104MLD	100	20	0.286	0.310	7.2	0.54	0.64	0.71	0.90	1.15
MSS7341-154MLD	150	20	0.438	0.475	6.0	0.45	0.53	0.58	0.86	1.14
MSS7341-224MLD	220	20	0.660	0.710	5.0	0.35	0.41	0.47	0.57	0.78
MSS7341-474MLD	470	20	1.21	1.45	3.0	0.24	0.28	0.32	0.43	0.57
MSS7341-684KLD	680	10	1.85	1.98	2.5	0.22	0.27	0.29	0.42	0.56

* Bold numbers indicate tolerances carried in stock. When ordering, please replace underscore in part number with the proper tolerance code: K=10% M=20%, N=30% (e.g. MSS7341-872NLD for a 30% tolerance part)

Q200
85°

MSS7348



Partnumber	Inductance ±20% (µH)	DCR(Ohms)		SRF typ (MHz)	Isat(A)			Irms(A)	
		typ	max		10% drop	20% drop	30% drop	20°C rise	40°C rise
MSS7348-332MEC	3.3	0.015	0.018	131	4.3	5.2	5.7	3.2	4.4
MSS7348-472MEC	4.7	0.024	0.029	87	3.2	3.8	4.2	2.5	3.4
MSS7348-682MEC	6.8	0.029	0.035	43	2.8	3.3	3.6	2.3	3.1
MSS7348-103MEC	10	0.038	0.045	27	2.2	2.6	2.9	2.2	3.0
MSS7348-153MEC	15	0.047	0.056	23	1.7	2.1	2.4	2.0	2.7
MSS7348-223MEC	22	0.067	0.080	18	1.5	1.8	2.0	1.7	2.3
MSS7348-333MEC	33	0.106	0.120	13	1.2	1.6	1.7	1.3	1.7
MSS7348-473MEC	47	0.132	0.150	12	1.0	1.2	1.4	1.2	1.6
MSS7348-683MEC	68	0.196	0.225	8.1	0.83	1.0	1.1	0.94	1.2
MSS7348-104MEC	100	0.297	0.320	7.0	0.71	0.84	0.92	0.77	1.0
MSS7348-154MEC	150	0.461	0.520	5.6	0.58	0.68	0.75	0.63	0.84
MSS7348-224MEC	220	0.586	0.624	4.8	0.50	0.58	0.64	0.55	0.74
MSS7348-334MEC	330	0.886	0.980	3.7	0.39	0.46	0.51	0.44	0.60
MSS7348-474MEC	470	1.28	1.38	3.1	0.35	0.41	0.45	0.37	0.50
MSS7348-684MEC	680	1.64	1.82	2.6	0.28	0.32	0.36	0.32	0.42
MSS7348-105MEC	1000	2.50	2.73	2.2	0.22	0.27	0.29	0.26	0.35

Q200
85°

MSS1038 *



Partnumber	Inductance (µH)	DCRmax (mOhms)	SRF typ (MHz)	Isat(A)			Irms(A)	
				10% drop	20% drop	30% drop	20°C rise	40°C rise
MSS1038-102NLC	1.0±30%	6.0	138	9.00	11.16	12.10	7.30	10.00
MSS1038-152NLC	1.5±30%	8.1	81	7.40	9.48	11.06	5.60	7.85
MSS1038-252NLC	2.5±30%	10	61	5.70	7.62	9.26	4.65	6.65
MSS1038-382NLC	3.8±30%	13	45	4.94	6.50	7.64	4.25	6.05
MSS1038-522NLC	5.2±30%	22	37	3.96	5.28	6.14	3.60	5.10
MSS1038-702NLC	7.0±30%	27	33	3.62	4.74	5.60	3.10	4.35
MSS1038-103NLC	10±30%	35	29	3.04	3.90	4.52	2.90	4.05
MSS1038-123MLC	12±20%	41	25	2.72	3.48	4.04	2.85	4.00
MSS1038-153MLC	15±20%	50	21	2.84	3.44	3.86	2.70	3.80
MSS1038-183MLC	18±20%	65	18	2.44	3.10	3.52	2.25	3.35
MSS1038-223MLC	22±20%	73	15	2.34	2.94	3.30	1.90	2.85
MSS1038-273MLC	27±20%	89	15	1.98	2.48	2.84	1.65	2.35
MSS1038-333MLC	33±20%	93	13	1.84	2.34	2.62	1.60	2.30
MSS1038-393MLC	39±20%	112	12	1.60	2.04	2.34	1.55	2.25
MSS1038-473MLC	47±20%	128	11	1.60	1.98	2.22	1.45	2.20
MSS1038-563MLC	56±20%	180	11	1.48	1.84	2.04	1.40	1.85
MSS1038-683MLC	68±20%	213	10	1.32	1.62	1.82	1.15	1.75
MSS1038-823MLC	82±20%	261	8	1.12	1.42	1.60	1.09	1.50
MSS1038-104MLC	100±20%	304	6	1.02	1.30	1.46	1.05	1.45
MSS1038-124KLC	120±10%	380	6	0.95	1.18	1.34	0.85	1.25
MSS1038-154KLC	150±10%	506	6	0.89	1.10	1.22	0.80	1.20
MSS1038-184KLC	180±10%	582	5	0.89	1.02	1.16	0.71	0.98
MSS1038-224KLC	220±10%	756	5	0.72	0.88	0.99	0.70	0.97
MSS1038-274KLC	270±10%	926	4	0.66	0.81	0.91	0.65	0.86
MSS1038-334KLC	330±10%	1090	4	0.59	0.73	0.82	0.50	0.69
MSS1038-394KLC	390±10%	1141	4	0.51	0.65	0.74	0.49	0.65
MSS1038-474KLC	470±10%	1243	3	0.50	0.62	0.70	0.45	0.63
MSS1038-564KLC	560±10%	1696	3	0.43	0.53	0.56	0.43	0.59
MSS1038-684KLC	680±10%	1926	3	0.38	0.48	0.52	0.36	0.50
MSS1038-824KLC	820±10%	2596	3	0.37	0.46	0.49	0.34	0.47
MSS1038-105KLC	1000±10%	2853	3	0.35	0.43	0.46	0.33	0.45

Q200
85°

MSS1048 *



Partnumber	Inductance (µH)	DCRmax (mOhms)	SRF typ (MHz)	Isat(A)			Irms(A)	
				10% drop	20% drop	30% drop	20°C rise	40°C rise
MSS1048-801NLC	0.8±30%	4.3	180	9.60	12.0	14.1	8.19	12.0
MSS1048-152NLC	1.5±30%	5.1	90	5.44	7.80	10.5	7.41	10.8
MSS1048-222NLC	2.2±30%	7.2	70	4.92	6.62	8.40	6.63	9.78
MSS1048-332NLC	3.3±30%	10.0	50	4.62	6.32	7.38	5.04	7.22
MSS1048-472NLC	4.7±30%	11.5	38	4.36	5.62	6.46	4.90	6.90
MSS1048-682NLC	6.8±30%	16.3	35	3.60	5.00	5.94	4.52	6.01
MSS1048-822NLC	8.2±30%	20.0	28	3.14	4.14	4.84	4.38	5.71
MSS1048-103MLC	10±20%	23.0	24	3.08	3.84	4.32	3.99	4.79
MSS1048-153MLC	15±20%	36.0	20	2.46	3.06	3.44	3.51	4.26
MSS1048-223MLC	22±20%	50.0	12	2.36	2.90	3.28	2.86	3.58
MSS1048-333MLC	33±20%	68.0	11	1.66	2.14	2.42	2.12	2.80
MSS1048-473MLC	47±20%	120	10	1.44	1.86	2.20	1.83	2.42
MSS1048-563MLC	56±20%	126	10	1.36	1.70	1.90	1.71	2.28
MSS1048-683MLC	68±20%	176	7.0	1.28	1.60	1.70	1.39	1.88
MSS1048-823MLC	82±20%	196	6.0	1.08	1.44	1.64	1.23	1.67
MSS1048-104MLC	100±20%	224	6.0	0.99	1.20	1.36	1.09	1.48
MSS1048-154KLC	150±10%	330	5.0	0.79	1.02	1.16	0.97	1.33
MSS1048-184KLC	180±10%	360	4.5	0.75	0.92	1.02	0.89	1.24
MSS1048-224KLC	220±10%	394	4.5	0.67	0.84	0.95	0.85	1.18
MSS1048-334KLC	330±10%	748	3.0	0.57	0.69	0.76	0.57	0.82
MSS1048-474KLC	470±10%	886	2.7	0.43	0.52	0.62	0.50	0.72

Q200
125°

MSS1246H †



Partnumber	Inductance (µH)	DCRmax (Ohms)	SRF typ (MHz)	Isat(A)			Irms(A)	
				10% drop	20% drop	30% drop	20°C rise	40°C rise
MSS1246H-102MED	1.0±20%	0.006	120.0	16.50	18.20	19.60	6.80	9.00
MSS1246H-152MED	1.5±20%	0.066	85.0	12.30	14.20	15.50	6.20	9.70
MSS1246H-222MED	2.2±20%	0.0086	68.0	10.10	11.80	13.00	5.50	7.80
MSS1246H-332MED	3.3±20%	0.0120	55.0	8.30	9.80	10.70	4.70	6.60
MSS1246H-422MED	4.2±20%	0.0135	46.0	7.80	8.80	9.50	4.30	6.20
MSS1246H-562MED	5.6±20%	0.0175	45.0	6.80	7.60	8.30	3.80	5.40
MSS1246H-682MED	6.8±20%	0.0195	38.0	6.00	6.90	7.50	3.70	5.20
MSS1246H-822MED	8.2±20%	0.0255	33.0	5.20	6.10	6.60	3.20	4.50
MSS1246H-103MED	10±20%	0.028	30.0	4.80	5.70	6.10	3.00	4.30
MSS1246H-123MED	12±20%	0.030	28.0	4.30	5.20	5.70	2.91	4.10
MSS1246H-153MED	15±20%	0.046	22.0	3.90	4.50	4.80	2.38	3.35
MSS1246H-183MED	18±20%	0.049	21.0	3.60	4.20	4.50	2.28	3.24
MSS1246H-223MED	22±20%	0.060	20.0	3.20	3.80	4.10	2.05	2.83
MSS1246H-273MED	27±20%	0.067	18.0	3.00	3.40	3.70	1.91	2.70
MSS1246H-333MED	33±20%	0.078	15.0	2.60	3.00	3.30	1.73	2.46
MSS1246H-393MED	39±20%	0.096	13.0	2.40	2.80	3.00	1.58	2.18
MSS1246H-473KED	47±10%	0.105	12.5	2.20	2.60	2.80	1.51	2.12
MSS1246H-563KED	56±10%	0.135	11.0	2.00	2.30	2.60	1.28	1.84
MSS1246H-683KED	68±10%	0.150	10.0	1.80	2.10	2.30	1.21	1.73
MSS1246H-823KED	82±10%	0.178</						



MSS1260H †



NEW!

Partnumber	Inductance (µH)	DCR _{nom} (mOhms)	SRF _{typ} (MHz)	Isat (A)			I _{rms} (A)	
				10% drop	20% drop	30% drop	20°C rise	40°C rise
MSS1260H-102MED	1.0±20%	5.2	115	18.2	20.8	22.5	7.3	10.7
MSS1260H-152MED	1.5±20%	5.8	82	14.3	16.5	18.0	6.8	9.7
MSS1260H-222MED	2.2±20%	7.5	62	11.8	13.5	14.6	6.0	8.5
MSS1260H-332MED	3.3±20%	8.8	49	10.0	11.3	12.3	5.5	7.9
MSS1260H-422MED	4.2±20%	11.0	43	8.5	9.8	10.8	5.0	7.1
MSS1260H-562MED	5.6±20%	12.6	38	7.5	8.7	9.5	4.7	6.7
MSS1260H-682MED	6.8±20%	13.4	33	6.9	7.9	8.6	4.4	6.3
MSS1260H-822MED	8.2±20%	17.0	27.5	6.0	7.0	7.8	4.0	5.7
MSS1260H-103MED	10±20%	19.3	26.0	5.5	6.4	7.0	3.9	5.5
MSS1260H-123MED	12±20%	21.3	23.0	5.1	5.8	6.4	3.7	5.0
MSS1260H-153MED	15±20%	27.9	19.0	4.6	5.3	5.7	3.2	4.3
MSS1260H-183MED	18±20%	30.2	18.5	4.2	4.8	5.3	3.0	4.0
MSS1260H-223MED	22±20%	41.5	15.0	3.8	4.3	4.7	2.5	3.3
MSS1260H-273MED	27±20%	45.7	14.0	3.4	3.9	4.2	2.3	3.2
MSS1260H-333MED	33±20%	58.0	12.5	3.1	3.5	3.9	2.3	3.2
MSS1260H-393MED	39±20%	60.1	11.0	2.8	3.2	3.6	2.2	3.0
MSS1260H-473KED	47±10%	70.5	10.0	2.6	2.9	3.2	1.8	2.6
MSS1260H-563KED	56±10%	77.5	9.5	2.4	2.7	3.0	1.8	2.6
MSS1260H-683KED	68±10%	102.9	8.3	2.1	2.4	2.7	1.6	2.3
MSS1260H-823KED	82±10%	116.6	7.6	1.9	2.2	2.5	1.5	2.0
MSS1260H-104KED	100±10%	150	6.6	1.8	2.0	2.2	1.3	1.8
MSS1260H-124KED	120±10%	169	5.7	1.6	1.8	2.0	1.3	1.8
MSS1260H-154KED	150±10%	195	5.5	1.4	1.6	1.8	1.2	1.6
MSS1260H-184KED	180±10%	256	4.8	1.3	1.5	1.7	0.97	1.4
MSS1260H-224KED	220±10%	289	4.6	1.2	1.4	1.5	0.92	1.3
MSS1260H-274KED	270±10%	372	4.0	1.1	1.2	1.4	0.79	1.1
MSS1260H-334KED	330±10%	427	3.6	0.96	1.1	1.2	0.72	1.0
MSS1260H-394KED	390±10%	485	3.4	0.89	1.0	1.1	0.70	0.98
MSS1260H-474KED	470±10%	650	3.0	0.81	0.92	1.0	0.60	0.85
MSS1260H-564KED	560±10%	710	2.8	0.74	0.85	0.93	0.58	0.80
MSS1260H-684KED	680±10%	815	2.4	0.67	0.77	0.84	0.54	0.77
MSS1260H-824KED	820±10%	1075	2.3	0.61	0.70	0.76	0.47	0.66
MSS1260H-105KED	1000±10%	1224	2.0	0.55	0.63	0.69	0.43	0.61
MSS1260H-475KED	4700±10%	5380	1.0	0.26	0.29	0.32	0.21	0.29



MSS1278H †



Partnumber	Inductance (µH)	DCR _{typ} (mOhms)	SRF _{typ} (MHz)	Isat (A)			I _{rms} (A)	
				10% drop	20% drop	30% drop	20°C rise	40°C rise
MSS1278H-821MED	0.82±20%	3.7	107	26.5	29.0	31.0	7.50	10.50
MSS1278H-142MED	1.4±20%	4.6	77	21.0	23.0	24.5	7.50	10.50
MSS1278H-202MED	2.0±20%	5.1	60	17.6	21.2	24.0	7.00	10.00
MSS1278H-272MED	2.7±20%	5.7	49	14.9	16.7	18.0	6.20	8.80
MSS1278H-392MED	3.9±20%	7.0	41	12.9	14.4	15.5	6.20	8.60
MSS1278H-472MED	4.7±20%	7.8	33	11.4	12.7	13.7	5.30	7.40
MSS1278H-602MED	6.0±20%	10.0	27	10.0	11.3	12.2	5.00	7.20
MSS1278H-722MED	7.2±20%	10.6	24	9.2	10.3	11.1	4.40	6.00
MSS1278H-872MED	8.7±20%	13.5	22	8.3	9.3	10.0	4.30	5.80
MSS1278H-103MED	10±20%	15.0	20	7.6	8.4	9.2	4.20	5.60
MSS1278H-123MED	12±20%	16.0	18	7.0	7.9	8.5	3.80	5.40
MSS1278H-153MED	15±20%	17.0	17	6.5	7.3	7.9	3.60	5.10
MSS1278H-183MED	18±20%	22.0	14	5.7	6.5	7.0	3.40	4.80
MSS1278H-223MED	22±20%	25.0	12	5.1	5.8	6.2	3.00	4.30
MSS1278H-273MED	27±20%	34.0	10	4.6	5.2	5.6	2.80	3.90
MSS1278H-333MED	33±20%	38.0	9.5	4.2	4.7	5.1	2.70	3.80
MSS1278H-393MED	39±20%	44.0	8.5	3.8	4.3	4.7	2.60	3.70
MSS1278H-473KED	47±10%	48.0	7.5	3.6	4.0	4.4	2.30	3.20
MSS1278H-563KED	56±10%	61.0	7.0	3.3	3.7	4.0	2.20	3.10
MSS1278H-683KED	68±10%	68.0	6.5	3.0	3.3	3.6	2.00	2.70
MSS1278H-823KED	82±10%	89.0	5.5	2.7	3.1	3.3	1.80	2.40
MSS1278H-104KED	100±10%	101	5.0	2.4	2.8	3.0	1.70	2.30
MSS1278H-124KED	120±10%	113	4.5	2.2	2.5	2.7	1.60	2.20
MSS1278H-154KED	150±10%	155	3.9	2.0	2.2	2.4	1.30	1.80
MSS1278H-184KED	180±10%	174	3.6	1.8	2.0	2.2	1.20	1.70
MSS1278H-224KED	220±10%	225	3.5	1.6	1.9	2.0	1.05	1.45
MSS1278H-274KED	270±10%	257	3.3	1.5	1.7	1.8	1.00	1.40
MSS1278H-334KED	330±10%	291	2.9	1.3	1.5	1.6	0.92	1.30
MSS1278H-394KED	390±10%	379	2.4	1.2	1.4	1.5	0.85	1.15
MSS1278H-474KED	470±10%	430	2.3	1.1	1.3	1.4	0.80	1.10
MSS1278H-564KED	560±10%	562	1.9	1.0	1.2	1.3	0.66	0.90
MSS1278H-684KED	680±10%	633	1.7	0.92	1.0	1.1	0.63	0.85
MSS1278H-824KED	820±10%	721	1.7	0.84	0.97	1.0	0.60	0.80
MSS1278H-105KED	1000±10%	970	1.4	0.76	0.87	0.94	0.54	0.74



MSS1210H †

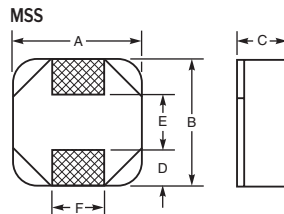


Partnumber	Inductance (µH)	DCR (Ohms)		SRF _{typ} (MHz)	Isat (A)			I _{rms} (A)	
		typ	max		10% drop	20% drop	30% drop	20°C rise	40°C rise
MSS1210H-103MED	10±20%	0.010	0.013	18.00	7.50	8.70	9.40	6.58	9.10
MSS1210H-153MED	15±20%	0.016	0.018	13.00	6.00	7.00	7.50	5.15	6.99
MSS1210H-223MED	22±20%	0.021	0.027	11.00	5.10	5.90	6.40	3.96	5.45
MSS1210H-333MED	33±20%	0.031	0.036	8.00	4.10	4.80	5.20	3.09	4.05
MSS1210H-473MED	47±20%	0.037	0.045	6.50	3.50	4.00	4.30	2.85	3.89
MSS1210H-683MED	68±20%	0.056	0.065	5.30	2.90	3.30	3.60	2.55	3.40
MSS1210H-104KED	100±10%	0.078	0.096	4.30	2.40	2.80	3.00	2.45	3.26
MSS1210H-124KED	120±10%	0.088	0.110	4.00	2.20	2.50	2.70	2.22	3.01
MSS1210H-154KED	150±10%	0.100	0.123	3.80	1.90	2.20	2.40	1.98	2.75
MSS1210H-184KED	180±10%	0.130	0.163	2.90	1.80	2.00	2.20	1.55	2.19
MSS1210H-224KED	220±10%	0.160	0.185	2.80	1.60	1.80	2.00	1.35	1.84
MSS1210H-334KED	330±10%	0.230	0.280	2.30	1.30	1.50	1.60	1.08	1.52
MSS1210H-474KED	470±10%	0.340	0.400	1.90	1.10	1.30	1.40	0.91	1.27
MSS1210H-684KED	680±10%	0.490	0.596	1.40	0.91	1.00	1.10	0.89	1.17
MSS1210H-105KED	1000±10%	0.630	0.768	1.30	0.75	0.87	0.94	0.68	1.07
MSS1210H-125KED	1200±10%	0.830	1.013	1.10	0.69	0.80	0.86	0.63	0.86
MSS1210H-155KED	1500±10%	0.970	1.178	1.00	0.61	0.71	0.77	0.58	0.82
MSS1210H-185KED	1800±10%	1.10	1.28	0.86	0.56	0.65	0.70	0.57	0.80
MSS1210H-225KED	2200±10%	1.50	1.75	0.82	0.51	0.59	0.63	0.46	0.63
MSS1210H-275KED	2700±10%	1.70	2.01	0.75	0.46	0.53	0.57	0.43	0.59
MSS1210H-335KED	3300±10%	2.20	2.70	0.63	0.41	0.48	0.52	0.38	0.53
MSS1210H-395KED	3900±10%	2.40	3.00	0.58	0.38	0.44	0.48	0.37	0.51
MSS1210H-475KED	4700±10%	2.70	3.35	0.53	0.35	0.40	0.43	0.35	0.48
MSS1210H-565KED	5600±10%	3.55	4.20	0.52	0.32	0.37	0.40	0.28	0.40
MSS1210H-685KED	6800±10%	4.00	4.82	0.50	0.29	0.33	0.36	0.27	0.39
MSS1210H-825KED	8200±10%	5.25	6.33	0.41	0.26	0.30	0.33	0.22	0.29
MSS1210H-106KED	10000±10%	5.95	7.10	0.38	0.24	0.27	0.30	0.22	0.30

MSS1583



Partnumber	Inductance (µH)	DCR (Ohms)		SRF _{typ} (MHz)	Isat (A)			I _{rms} (A)	
		typ	max		10% drop	20% drop	30% drop	20°C rise	40°C rise
MSS1583-103MED	10±20%	0.014	0.015	17.0	12.0	13.6	14.7	5.0	7.4
MSS1583-123MED	12±20%	0.014	0.017	14.5	11.7	13.3	14.2	4.4	6.3
MSS1583-153MED	15±20%	0.018	0.021	13.5	10.1	11.5	12.4	4.3	6.1
MSS1583-183MED	18±20%	0.020	0.023	12.0	9.2	10.5	11.2	3.9	5.5
MSS1583-223MED	22±20%	0.023	0.026	10.5	8.2	9.1	10.4	3.7	5.3
MSS1583-333MED	33±20%	0.033	0.038	8.5	7.0	7.9	8.6	3.4	4.8
MSS1583-473MED	47±20%	0.048	0.055	7.3	5.9	6.7	7.3	2.7	3.7
MSS1583-683MED	68±20%	0.061	0.070	6.0	4.7	5.5	6.0	2.5	3.4
MSS1583-104KED	100±10%	0.090	0.103	4.8	3.9	4.4	4.8	2.0	2.8
MSS1583-154KED	150±10%	0.138	0.159	3.7	3.1	3.6	3.9	1.55	2.20
MSS1583-224KED	220±10%	0.205	0.235	3.0	2.6	3.0	3.3	1.30	1.80
MSS1583-334KED	330±10%	0.300	0.345	2.7	2.0	2.3	2.5	1.00	1.45
MSS1583-474KED	470±10%	0.386	0.445	2.2	1.8	2.0	2.2	0.96	1.35
MSS1583-684KED	680±10%	0.570	0.655	1.8	1.4	1.6	1.8	0.78	1.10
MSS1583-824KED	820±10%	0.640	0.736	1.6	1.3	1.5	1.6	0.74	1.00
MSS1583-105KED	1000±10%	0.860	0.990	1.5	1.1	1.3	1.4	0.63	0.86



Dimensions (inches mm)

Series	A max	B max	C max	D	E	F
MSS1260H	0.484 12.3	0.484 12.3	0.248 6.25	0.102 2.6	0.295 7.5	0.205 5.2
MSS1278H	0.484 12.3	0.484				



Shielded High-Current Flat-Wire Power Inductors

S-parameters & SPICE models ON OUR WEB SITE

Our high-current, flat-wire power inductors offer current ratings up to 130 A and have exceptionally low DC resistance for greater efficiency. They come in five primary product groupings, with many AEC-Q200 qualified options available. AGP/AGM Family power inductors are ideal for high-efficiency power supplies requiring high current and high inductance. Our SER Family includes a wide range of sizes and inductance values for POL, VRM, VRD, and other high power applications. SLR/SLC Family inductors offer sub-milliohm DC resistance and tight DCR tolerances, making them ideal for multi-phase VRM/VRD/EVRD regulators.

SER80xx




Part number	Inductance ±20% (µH)	DCR (mOhms)		SRF typ (MHz)	Isat (A)			Irms (A)	
		nom	max		10% drop	20% drop	30% drop	20°C rise	40°C rise
High Isat for high peak current applications									
SER8050-451MEC	0.45	3.19	3.50	216	29.52	30.32	31.12	7.95	11.72
SER8050-811MEC	0.80	5.35	5.88	125	22.48	24.40	25.20	6.48	9.43
SER8052-122MEC	1.2	6.44	7.20	110	17.42	18.54	19.18	6.03	8.11
SER8052-182MEC	1.8	8.64	9.50	91	13.60	14.56	14.88	5.33	7.94
SER8052-242MEC	2.4	8.64	9.50	76	10.36	11.38	11.80	5.40	7.58
SER8052-332MEC	3.2	13.03	14.33	72	9.02	9.84	10.24	4.43	6.25
SER8052-402MEC	4.0	13.03	14.33	66	7.04	7.84	8.24	4.53	6.30
Low DCR for high average current applications									
SER8050-501MEC	0.50	2.22	2.50	234	19.40	22.02	22.68	9.78	13.52
SER8050-112MEC	1.1	3.19	3.50	109	12.22	13.86	14.50	8.05	11.97
SER8050-202MEC	2.0	5.35	5.88	74	7.94	9.22	9.78	7.83	10.79
SER8052-312MEC	3.1	6.44	7.20	63	6.58	7.56	8.00	6.26	8.71
SER8052-452MEC	4.5	8.64	9.50	52	4.76	5.74	6.14	5.37	7.68
SER8052-612MEC	6.1	8.64	9.50	45	3.44	4.22	4.58	5.17	7.31
SER8052-802MEC	8.0	13.03	14.33	43	2.90	3.58	3.86	4.57	6.31
SER8052-103MEC	10	13.03	14.33	40	2.24	2.80	3.10	4.61	6.32

SER1052




Part number	Inductance ±20% (µH)	DCR max (mOhms)	SRF typ (MHz)	Isat (A)			Irms (A)	
				10% drop	20% drop	30% drop	20°C rise	40°C rise
SER1052-801MLC	0.80	4.0	100	24.9	25.2	25.6	12.5	16.3
SER1052-102MLC	1.0	4.0	95	16.5	17.0	17.5	12.5	16.3
SER1052-122MLC	1.2	6.0	91	20.5	21.0	21.3	11.0	15.0
SER1052-132MLC	1.3	4.0	81	12.9	16.8	17.2	12.5	16.3
SER1052-152MLC	1.5	6.0	75	13.5	14.0	14.5	11.0	15.0
SER1052-182MLC	1.8	6.0	70	13.3	13.8	14.3	11.0	15.0
SER1052-202MLC	2.0	9.0	65	15.3	15.8	16.2	8.5	11.5
SER1052-222MLC	2.2	4.0	58	8.9	9.6	10.0	12.5	16.3
SER1052-252MLC	2.5	7.5	55	11.4	11.8	12.1	9.0	12.0
SER1052-322MLC	3.2	6.0	53	7.3	7.8	8.5	11.0	15.0
SER1052-402MLC	4.0	9.0	47	8.3	8.5	8.8	8.5	11.5
SER1052-432MLC	4.3	7.5	44	6.4	6.8	7.0	9.0	12.0
SER1052-572MLC	5.7	9.0	35	5.4	5.8	6.0	8.5	11.5

SER1360



Part number	Inductance ±10% (µH)	DCR (mOhms)		SRF typ (MHz)	Isat (A)			Irms (A)	
		nom	max		10% drop	20% drop	30% drop	20°C rise	40°C rise
SER1360-331KLD	0.33	0.77	0.85	200	36	41	43	13.0	16.9
SER1360-651KLD	0.65	0.77	0.85	160	23	27	28	13.0	16.9
SER1360-102KLD	1.0	2.36	2.60	75	32	33	33.5	9.5	13.0
SER1360-182KLD	1.8	2.36	2.60	50	17	19	20	9.5	13.0
SER1360-272KLD	2.7	2.36	2.60	42	12	13	14	9.5	13.0
SER1360-402KLD	4.0	5.50	6.05	34	11	12	13	7.1	9.4
SER1360-472KLD	4.7	5.50	6.05	32	9.5	11	12	7.1	9.4
SER1360-602KLD	6.0	5.50	6.05	28	8.0	9.0	9.5	7.1	9.4
SER1360-802KLD	8.0	9.83	10.81	26	7.5	8.5	9.0	5.5	7.6
SER1360-103KLD	10	9.83	10.81	24	6.2	7.0	7.5	4.4	7.2

SER1390



Part number	Inductance ±20% (µH)	DCR (mOhms)		SRF typ (MHz)	Isat (A)			Irms (A)	
		nom	max		10% drop	20% drop	30% drop	20°C rise	40°C rise
SER1390-103MLD	10	13.7	15.0	26.9	11.32	12.56	13.16	6.4	9.2
SER1390-153MLD	15	13.7	15.0	24.3	7.20	8.04	8.60	6.4	9.2
SER1390-223MLD	22	21.0	23.1	20.3	6.08	6.80	7.36	5.7	7.7
SER1390-333MLD	33	21.0	23.1	15.7	3.80	4.40	4.76	5.7	7.7
SER1390-473MLD	47	21.0	23.1	13.2	2.60	3.00	3.20	5.7	7.7

SER14xx



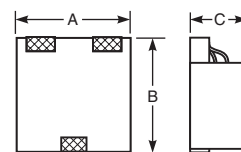
Part number	Inductance ±20% (µH)	DCR (mOhms)		SRF typ (MHz)	Isat (A)			Irms (A)	
		nom	max		10% drop	20% drop	30% drop	20°C rise	40°C rise
Low DCR for high average current applications									
SER1408-301MED	0.30	0.48	0.55	140	43.2	49.6	53.0	38	42
SER1408-501MED	0.50	0.48	0.55	83	25.8	29.6	31.4	38	42
SER1408-681MED	0.68	0.48	0.55	63	18.8	21.6	23.2	38	42
SER1408-102MED	1.0	0.48	0.55	48	12.1	14.2	16.1	38	42
SER1410-152MED	1.5	0.90	0.99	53	16.8	18.9	20.3	33	39
SER1410-202MED	2.0	0.90	0.99	45	12.1	13.9	15.0	33	39
High Isat for high peak current applications									
SER1412-301MED	0.30	1.30	1.43	154	87.0	92.8	105.9	30	37
SER1412-501MED	0.50	1.30	1.43	122	56.1	59.3	62.5	30	37
SER1412-681MED	0.68	1.30	1.43	100	41.2	43.5	45.8	30	37
SER1412-102MED	1.0	1.30	1.43	78	28.9	31.0	32.2	30	37
SER1412-152MED	1.5	1.30	1.43	62	21.8	23.6	24.6	30	37
SER1412-202MED	2.0	1.30	1.43	50	16.9	18.5	19.4	30	37
SER1412-362MED	3.6	1.30	1.43	35	9.6	11.2	12.1	30	37

SER1512

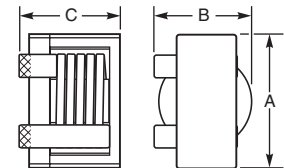


Part number	Inductance ±20% (µH)	DCR (mOhms)		SRF typ (MHz)	Isat (A)			Irms (A)	
		nom	max		10% drop	20% drop	30% drop	20°C rise	40°C rise
SER1512-472MED	4.7	2.8	3.1	32.4	18.3	19.6	20.1	11.4	18.1
SER1512-103MED	10	3.3	3.7	22.3	9.3	10.6	11.3	9.3	15.7
SER1512-223MED	22	7.6	8.4	14.0	6.8	7.6	8.0	7.1	11.8

SER1052, SER1360, SER1390, SER1512, SER8050, SER8052



SER1408, SER1410, SER1412




Dimensions (inches mm)

Series	A max	B max	C max
SER1052	0.402 10.2	0.433 11.0	0.205 5.2
SER1360	0.508 12.9	0.512 13.0	0.228 5.8
SER1390	0.508 12.9	0.512 13.0	0.354 9.0
SER1408	0.66 14.24	0.473 12.0	0.320 8.26
SER1410	0.66 14.24	0.473 12.0	0.416 10.56
SER1412	0.66 14.24	0.473 12.0	0.498 12.66
SER1512	0.598 15.2	0.606 15.4	0.472 12.0
SER8050	0.335 8.05	0.346 8.80	0.197 5.0
SER8052	0.335 8.05	0.346 8.80	0.205 5.2

Q200
85°

SER1590



Partnumber	Inductance ±20% (µH)	DCR(mOhms)		SRF typ (MHz)	Isat (A)			Irms(A)
		nom	max		10% drop	20% drop	30% drop	
SER1590-301MLD	0.30	0.66	0.72	260	53	56	57	32
SER1590-501MLD	0.50	0.87	0.94	202	39	42	44	27
SER1590-601MLD	0.60	0.87	0.94	182	33	35	36	27
SER1590-681MLD	0.68	0.87	0.94	160	30	32	33	27
SER1590-801MLD	0.80	0.87	0.94	123	25	26	27	27
SER1590-901MLD	0.90	1.08	1.15	160	27	28	29	22
SER1590-102MLD	1.0	0.87	0.94	115	20	22	23	27
SER1590-122MLD	1.2	1.08	1.15	90	20	22	23	22
SER1590-152MLD	1.5	1.08	1.15	73	17	18	19	22

Q200
85°


SER2000



Part number	Inductance ±20% (µH)	DCR (mOhms)		SRF typ (MHz)	Isat (A) 10% drop	Irms (A)	
		nom	max			20°C rise	40°C rise
SER2009-301MLD	0.30	0.740	0.630	550	100	41	54
SER2010-301MLD	0.30	1.00	0.900	182	100	36	45
SER2009-501MLD	0.50	0.740	0.630	544	60	41	54
SER2010-501MLD	0.50	1.00	0.900	148	81	36	45
SER2011-501MLD	0.50	1.34	1.20	161	100	30	40
SER2009-601MLD	0.60	0.740	0.630	648	49	41	54
SER2010-601MLD	0.60	1.00	0.900	115	70	36	45
SER2011-601MLD	0.60	1.34	1.20	124	90	30	40
SER2012-601MLD	0.60	1.60	1.44	115	97	25	35
SER2009-681MLD	0.68	0.740	0.630	454	45	41	54
SER2010-681MLD	0.68	1.00	0.900	136	62	36	45
SER2011-681MLD	0.68	1.34	1.20	135	78	30	40
SER2012-681MLD	0.68	1.60	1.44	103	85	25	35
SER2013-681MLD	0.68	1.82	1.70	104	98	23	30
SER2009-801MLD	0.80	0.740	0.630	567	38	41	54
SER2010-801MLD	0.80	1.00	0.900	92	53	36	45
SER2011-801MLD	0.80	1.34	1.20	113	70	30	40
SER2012-801MLD	0.80	1.60	1.44	91	75	25	35
SER2013-801MLD	0.80	1.82	1.70	93	85	23	30
SER2014-801MLD	0.80	2.15	1.94	104	98	21	27
SER2009-901MLD	0.90	0.740	0.630	557	33	41	54
SER2010-901MLD	0.90	1.00	0.900	96	48	36	45
SER2011-901MLD	0.90	1.34	1.20	104	62	30	40
SER2012-901MLD	0.90	1.60	1.44	85	69	25	35
SER2013-901MLD	0.90	1.82	1.70	98	73	23	30
SER2014-901MLD	0.90	2.15	1.94	102	87	21	27
SER2009-102MLD	1.0	0.740	0.630	488	29	41	54
SER2010-102MLD	1.0	1.00	0.900	81	42	36	45
SER2011-102MLD	1.0	1.34	1.20	97	56	30	40
SER2012-102MLD	1.0	1.60	1.44	75	64	25	35
SER2013-102MLD	1.0	1.82	1.70	98	68	23	30
SER2014-102MLD	1.0	2.15	1.94	88	70	21	27
SER2009-122MLD	1.2	0.740	0.630	81	28	41	54
SER2010-122MLD	1.2	1.00	0.900	69	37	36	45
SER2011-122MLD	1.2	1.34	1.20	81	49	30	40
SER2012-122MLD	1.2	1.60	1.44	73	54	25	35
SER2013-122MLD	1.2	1.82	1.70	82	58	23	30
SER2014-122MLD	1.2	2.15	1.94	78	63	21	27
SER2009-202MLD	2.0	0.740	0.630	40	16	41	54
SER2010-202MLD	2.0	1.00	0.900	48	27	36	45
SER2011-202MLD	2.0	1.34	1.20	56	37	30	40
SER2012-202MLD	2.0	1.60	1.44	51	35	25	35
SER2013-202MLD	2.0	1.82	1.70	61	40	23	30
SER2014-202MLD	2.0	2.15	1.94	62	45	21	27
SER2013-362MLD	3.6	1.82	1.70	38	25	23	30
SER2013-402MLD	4.0	1.82	1.70	35	20	23	30
SER2014-402MLD	4.0	2.15	1.94	36	25	21	27
SER2013-472MLD	4.7	1.82	1.70	30	18	23	30

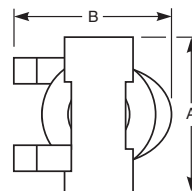
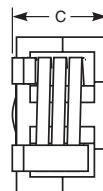
Q200
85°

SER2900

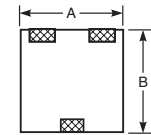


Partnumber	Inductance ±10% (µH)	DCR(mOhms)		SRF typ (MHz)	Isat(A)			Irms(A)	
		nom	max		10% drop	20% drop	30% drop	20°C rise	40°C rise
SER2915L-152KL	1.5	1.50	1.65	60	100	>100	>100	20	30
SER2915H-222KL	2.2	1.86	2.05	40	100	>100	>100	20	30
SER2915L-222KL	2.2	1.50	1.65	50	82.0	84.0	84.8	20	30
SER2918H-332KL	3.3	2.60	2.86	40	91.0	92.5	93.6	20	28
SER2915H-332KL	3.3	1.86	2.05	30	62.0	66.9	68.4	20	30
SER2915L-332KL	3.3	1.50	1.65	40	48.0	54.0	57.0	20	30
SER2918H-472KL	4.7	2.60	2.86	30	59.0	61.2	62.4	20	28
SER2915H-472KL	4.7	1.86	2.05	25	42.0	48.0	50.1	20	30
SER2915L-472KL	4.7	1.50	1.65	30	33.0	36.9	39.0	20	30
SER2918H-682KL	6.8	2.60	2.86	25	42.0	45.0	45.9	20	28
SER2915H-682KL	6.8	1.86	2.05	20	30.0	34.5	36.2	20	30
SER2915L-682KL	6.8	1.50	1.65	25	22.0	26.0	27.8	20	30
SER2918H-103KL	10	2.60	2.86	20	28.0	31.2	32.1	20	28
SER2915H-103KL	10	1.86	2.05	15	18.0	21.5	23.4	20	30
SER2915L-103KL	10	1.50	1.65	20	13.0	16.2	17.6	20	30
SER2918H-153KL	15	2.60	2.86	16	18.0	21.2	21.9	20	28
SER2915H-153KL	15	1.86	2.05	12	11.5	14.0	15.2	20	30
SER2915L-153KL	15	1.50	1.65	15	7.5	9.8	11.0	20	30
SER2918H-223KL	22	2.60	2.86	15	12.0	14.0	15.0	20	28
SER2915H-223KL	22	1.86	2.05	10	7.0	8.6	9.6	20	30
SER2915L-223KL	22	1.50	1.65	10	4.5	6.0	6.8	20	30
SER2918H-333KL	33	2.60	2.86	10	7.0	8.7	9.6	20	28
SER2915H-333KL	33	1.86	2.05	8	4.0	5.1	5.9	20	30
SER2915L-333KL	33	1.50	1.65	7	2.0	2.6	3.3	20	30

SER2915, SER2918, SER1590, SER2009, SER20xx



SER2211



Dimensions (inches mm)

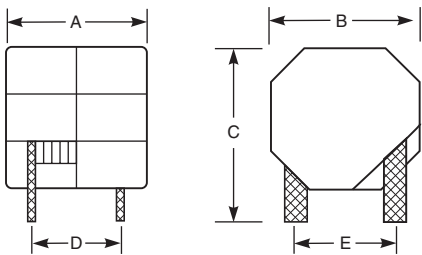
Series	Amax	Bmax	Cmax
SER1590	0.62 15,75	0.64 16,26	0.40 10,16
SER2009	0.79 20,07	0.77 19,56	0.34 8,64
SER2010	0.79 20,07	0.77 19,56	0.37 9,40
SER2011	0.79 20,07	0.77 19,56	0.42 10,67
SER2012	0.79 20,07	0.77 19,56	0.47 11,94
SER2013	0.79 20,07	0.77 19,56	0.51 12,95
SER2014	0.79 20,07	0.77 19,56	0.55 13,97
SER2211	0.886 22,5	0.756 19,2	0.413 10,5
SER2915	1.1279	1.1279	0.605 15,36
SER2918	1.1279	1.1279	0.700 17,78



NEW!

Q200
125°
AGM2222

Part number	Inductance ±20% (µH)	DCR (mOhms)		SRF typ (MHz)	Isat (A)			Irms (A)	
		typ	max		10% drop	20% drop	30% drop	20°C rise	40°C rise
AGM2222-192ME	1.9	0.62	0.80	65.0	49.0	81.5	110.0	37.0	54.0
AGM2222-222ME	2.2	0.62	0.80	62.0	35.0	60.0	84.0	37.0	54.0
AGM2222-282ME	2.8	0.74	0.85	46.0	41.0	66.5	93.5	33.0	47.0
AGM2222-322ME	3.2	0.74	0.85	45.8	29.0	50.0	71.0	33.0	47.0
AGM2222-392ME	3.9	0.77	0.90	34.0	35.0	57.5	80.0	32.0	45.0
AGM2222-432ME	4.3	0.77	0.90	35.0	23.0	40.0	57.0	32.0	45.0
AGM2222-512ME	5.1	1.10	1.40	33.0	31.0	50.0	71.0	28.0	40.0
AGM2222-562ME	5.6	1.10	1.40	29.5	22.0	38.0	55.0	28.0	40.0
AGM2222-652ME	6.5	1.47	1.80	29.0	27.5	44.0	62.0	25.0	35.0
AGM2222-712ME	7.1	1.47	1.80	29.0	18.0	32.0	46.0	25.0	35.0
AGM2222-802ME	8.0	1.70	2.00	24.5	24.5	40.0	56.0	22.0	32.0
AGM2222-882ME	8.8	1.70	2.00	24.5	17.0	29.0	42.0	22.0	32.0
AGM2222-103ME	10.0	2.08	2.50	23.0	15.0	26.0	37.0	21.0	30.0



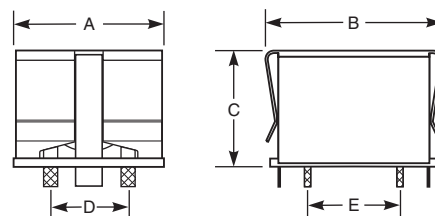
Dimensions (inches mm)

Series	Amax	Bmax	Cmax	D cen	E cen
AGM2222	0.905 23.0	0.905 23.0	1.07 27.3	0.562-0.602 14.3-15.3	0.551 14.0



Q200
125°
AGP4233

Part number	Inductance ±20% (µH)	DCR (mOhms)		SRF typ (MHz)	Isat (A)			Irms (A)	
		nom	max		10% drop	20% drop	30% drop	20°C rise	40°C rise
AGP4233-332ME	3.3	0.67	0.75	27.7	92.0	95.0	98.0	34	44
AGP4233-562ME	5.6	0.67	0.75	22.8	63.0	65.0	67.0	34	44
AGP4233-682ME	6.8	2.80	2.95	21.7	92.0	97.8	101.8	24	34
AGP4233-103ME	10	2.80	2.95	18.8	56.0	60.0	63.0	24	34
AGP4233-153ME	15	2.80	2.95	15.2	45.0	47.0	49.0	24	34
AGP4233-223ME	22	2.80	2.95	12.0	32.8	35.4	36.6	24	34
AGP4233-333ME	33	2.80	2.95	10.0	22.5	24.7	25.8	24	34
AGP4233-473ME	47	2.80	2.95	8.5	16.0	17.6	18.6	24	34
AGP4233-683ME	68	2.80	2.95	6.4	10.6	12.2	13.0	24	34
AGP4233-104ME	100	2.80	2.95	5.2	6.88	7.80	8.36	24	34
AGP4233-154ME	150	2.80	2.95	4.2	4.18	4.96	5.40	24	34
AGP4233-224ME	220	10.5	11.5	5.0	6.40	7.20	7.60	12.4	17.5
AGP4233-334ME	330	10.5	11.5	4.1	4.20	4.70	5.00	12.4	17.5
AGP4233-474ME	470	10.5	11.5	3.6	2.60	3.20	3.40	12.4	17.5



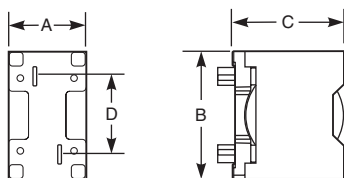
Dimensions (inches mm)

Series	Amax	Bmax	Cmax	D cen	E cen
AGP4233	1.45 36.8	1.57 40.3	1.10 28.0	0.728 18.5	0.826-0.886 21.0-22.5



Q200
140°
AGP2923

Part number	Inductance ±10% (µH)	DCR (mOhms)		SRF typ (MHz)	Isat (A)			Irms (A)	
		nom	max		10% drop	20% drop	30% drop	20°C rise	40°C rise
AGP2923-332KL	3.3	2.3	2.6	40	95.0	104	108	19	26
AGP2923-472KL	4.7	2.3	2.6	30	63.0	72.0	76.0	19	26
AGP2923-682KL	6.8	2.3	2.6	25	48.0	53.0	56.0	19	26
AGP2923-103KL	10	2.3	2.6	20	30.0	34.0	37.0	19	26
AGP2923-153KL	15	2.3	2.6	16	20.5	23.0	24.5	19	26
AGP2923-223KL	22	2.3	2.6	13	12.2	14.7	16.4	19	26
AGP2923-333KL	33	2.3	2.6	10	7.5	9.2	10.3	19	26



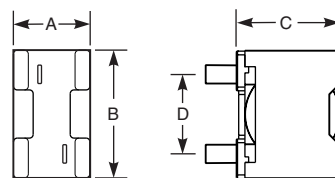
Dimensions (inches mm)

Series	Amax	Bmax	Cmax	D cen
AGP2923	0.668 16.97	1.08 27.43	0.935 23.75	0.65 16.51



VER2923

Part number	Inductance ±10% (µH)	DCR (mOhms)		SRF typ (MHz)	Isat (A)			Irms (A)	
		nom	max		10% drop	20% drop	30% drop	20°C rise	40°C rise
VER2923-332KL	3.3	2.3	2.6	40	95.0	104	108	19	26
VER2923-472KL	4.7	2.3	2.6	30	63.0	72.0	76.0	19	26
VER2923-682KL	6.8	2.3	2.6	25	48.0	53.0	56.0	19	26
VER2923-103KL	10	2.3	2.6	20	30.0	34.0	37.0	19	26
VER2923-153KL	15	2.3	2.6	16	20.5	23.0	24.5	19	26
VER2923-223KL	22	2.3	2.6	13	12.2	14.7	16.4	19	26
VER2923-333KL	33	2.3	2.6	10	7.5	9.2	10.3	19	26



Dimensions (inches mm)

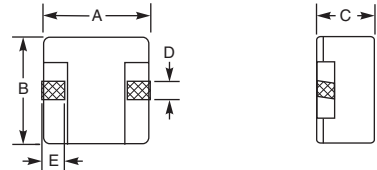
Series	Amax	Bmax	Cmax	D cen
VER2923	0.668 16.97	1.08 27.43	0.895 22.74	0.65 16.51

Q200
85°

MLC12xx



Part number	Inductance ±20% (µH)	DCR (mOhms)		SRF typ (MHz)	Isat (A)		Irms (A)		Height max (mm)
		nom	max		10% drop	20% drop	20°C rise	40°C rise	
MLC1265-361MLC	0.36	0.93	1.03	234	26.9	42.6	16.5	22.7	6.5
MLC1260-401MLC	0.40	0.93	1.03	228	21.0	35.2	16.3	21.9	6.1
MLC1255-421MLC	0.42	0.93	1.03	219	21.1	34.5	16.8	24.1	5.6
MLC1240-451MLC	0.45	1.73	1.91	198	16.5	24.9	12.8	19.8	4.1
MLC1265-701MLC	0.70	1.24	1.37	134	16.4	27.5	15.2	21.0	6.5
MLC1250-801MLC	0.80	2.35	2.59	151	13.3	21.7	12.4	17.3	5.1
MLC1240-901MLC	0.90	2.57	2.83	108	13.9	22.8	11.9	16.3	4.1
MLC1260-122MLC	1.20	2.38	2.62	93	14.0	23.3	12.3	17.6	6.1
MLC1255-122MLC	1.20	2.38	2.62	85	14.1	22.4	12.4	17.5	5.6
MLC1250-132MLC	1.30	2.38	2.62	76	10.8	17.7	11.7	16.5	5.3
MLC1245-152MLC	1.50	4.08	4.49	79	10.7	17.3	10.3	14.2	4.6
MLC1260-172MLC	1.75	2.84	3.13	72	12.1	19.2	10.9	15.3	6.1
MLC1260-222MLC	2.20	4.30	4.73	63	10.8	17.2	12.8	17.2	6.1
MLC1260-332MLC	3.30	5.10	5.60	52	8.80	14.4	12.6	16.7	6.1
MLC1245-402MLC	4.00	8.18	9.00	46	7.42	11.8	6.9	9.8	4.8
MLC1260-472MLC	4.70	8.97	9.67	38	8.20	13.4	8.8	12.2	6.1
MLC1260-682MLC	6.80	9.76	10.74	35	5.80	9.8	8.3	11.7	6.1
MLC1260-822MLC	8.20	10.68	11.75	28	5.20	9.0	7.9	10.8	6.1



Dimensions (inches mm)

Series	Amax	Bmax	Cmax	D	E
MLC12xx	0.449/11.4	0.413/10.5	See table	0.701/8	0.091/2.3
MLC15xx	0.551/14.0	0.520/13.2	See table	0.094/2.4	0.118/3.0
MLC1770	0.661/16.8	0.642/16.3	0.256/7.0	0.116/2.95	0.165/4.2
MLC7532	0.295/7.5	0.276/7.0	0.126/3.2	0.039/1.0	0.079/2.0
MLC7540	0.295/7.5	0.276/7.0	0.157/4.0	0.039/1.0	0.079/2.0
MLC7542	0.295/7.5	0.276/7.0	0.165/4.2	0.039/1.0	0.079/2.0

Q200
85°

MLC15xx



Part number	Inductance ±20% (µH)	DCR (mOhms)		SRF typ (MHz)	Isat (A)		Irms (A)		Height max (mm)
		nom	max		10% drop	20% drop	20°C rise	40°C rise	
MLC1565-451MLC	0.45	0.864	0.951	158	32.8	54.0	18.0	25.6	6.5
MLC1565-501MLC	0.50	0.864	0.951	132	21.3	38.1	18.6	26.9	6.5
MLC1555-551MLC	0.55	1.34	1.48	165	20.8	35.7	16.1	22.3	5.6
MLC1565-801MLC	0.80	1.20	1.32	93	27.4	47.4	17.4	24.6	6.5
MLC1560-901MLC	0.90	1.72	1.90	101	17.8	28.7	14.6	20.6	6.0
MLC1538-102MLC	1.0	3.46	3.81	81	13.6	21.2	11.5	16.7	3.9
MLC1550-102MLC	1.0	1.72	1.90	76	16.1	27.3	13.9	19.7	5.2
MLC1565-142MLC	1.4	2.20	2.42	77	18.9	30.1	13.7	19.9	6.5
MLC1538-152MLC	1.5	4.36	4.80	50	13.4	21.0	10.6	14.6	3.9
MLC1565-202MLC	2.0	3.56	3.82	64	15.2	24.2	11.6	16.3	6.5
MLC1538-222MLC	2.2	5.90	6.50	81	9.0	15.0	7.5	10.6	3.9
MLC1550-252MLC	2.5	3.43	3.74	45	10.9	17.7	11.5	15.8	5.2
MLC1565-282MLC	2.8	4.10	4.51	44	13.7	22.3	10.7	15.2	6.5
MLC1555-302MLC	3.0	4.06	4.47	42	11.1	18.1	10.9	15.6	5.6
MLC1538-332MLC	3.3	8.80	9.68	113	7.4	12.2	5.95	9.86	3.9
MLC1565-372MLC	3.7	3.10	3.40	47	8.13	13.63	12.17	16.58	6.5
MLC1550-452MLC	4.5	7.13	7.85	36	7.12	11.8	8.43	11.7	5.2
MLC1565-472MLC	4.7	4.00	4.40	39	6.23	10.57	10.98	15.57	6.5
MLC1565-602MLC	6.0	5.50	6.05	34	5.60	9.57	9.27	13.62	6.5
MLC1565-732MLC	7.3	7.20	7.92	29	5.10	8.60	8.60	12.01	6.5
MLC1565-922MLC	9.2	9.70	10.60	25	4.57	7.80	7.19	10.18	6.5
MLC1565-113MLC	11.3	10.60	11.60	21	4.07	7.03	6.87	9.46	6.5
MLC1565-133MLC	13.0	12.57	13.75	19	3.93	6.70	6.12	8.65	6.5
MLC1565-153MLC	15.4	16.40	18.00	17	3.43	5.77	5.63	7.75	6.5

SLR4040



NEW!

Part number	Inductance ±15% (nH)	DCR ±10% (mOhms)	SRF typ (MHz)	Isat (A) 20% drop		Irms (A)		
				at 25°C	at 100°C	at 100°C	at 125°C	
SLR4040-220LEC	22	0.32	200	78.0	61.0	57.0	24	40
SLR4040-500LEC	50	0.32	110	39.0	33.5	30.5	24	40
SLR4040-650LEC	65	0.32	100	31.0	29.3	26.8	24	40
SLR4040-800LEC	80	0.32	80	24.0	20.2	18.0	24	40

Q200
85°

SLC7530



Part number	Inductance ±20% (µH)	DCR ±5% (mOhms)	SRF typ (MHz)	Isat (A) 20% drop	Irms (A)
Single conductor					
SLC7530S-500MLC	0.050	0.123	3800	50	40
SLC7530S-640MLC	0.064	0.123	3650	32	40
SLC7530S-820MLC	0.082	0.123	3750	22	40
SLC7530S-101MLC	0.100	0.123	3750	20	40
Dual conductor in parallel					
SLC7530D-500MLC	0.050	0.209	3750	50	38
SLC7530D-640MLC	0.064	0.209	3650	32	38
SLC7530D-820MLC	0.082	0.209	3750	22	38
SLC7530D-101MLC	0.100	0.209	3750	20	38
Dual conductor in series					
SLC7530D-500MLC	0.188	1.00	1500	21	28
SLC7530D-640MLC	0.272	1.00	1300	14	28
SLC7530D-820MLC	0.350	1.00	1200	11	28
SLC7530D-101MLC	0.400	1.00	950	8	28

MLC1770



Part number	Inductance ±20% (µH)	DCR (mOhms)		SRF typ (MHz)	Isat (A)		Irms (A)		
		nom	max		10% drop	20% drop	30% drop	20°C rise	40°C rise
MLC1770-801MED	0.80	1.15	1.30	76	28.40	49.92	64.88	20.36	28.92
MLC1770-142MED	1.40	1.80	2.00	60	20.52	35.64	51.44	16.10	24.06
MLC1770-202MED	2.00	2.70	3.00	46	14.20	24.80	37.00	12.98	19.12
MLC1770-282MED	2.80	3.60	4.00	41	13.00	22.80	33.80	11.56	15.80

Q200
85°

SLC7649



Part number	Inductance ±10% (µH)	DCR ±5% (mOhms)	SRF typ (MHz)	Isat (A) 20% drop	Irms (A)
SLC7649S-360KLC	0.036	0.17	1150	100	74
SLC7649S-500KLC	0.050	0.17	900	84	74
SLC7649S-700KLC	0.070	0.17	750	65	74
SLC7649S-101KLC	0.100	0.17	110	42	74
SLC7649S-121KLC	0.120	0.17	78	33	74
SLC7649S-151KLC	0.150	0.17	67	27	74

Q200
85°

MLC75xx



Part number	Inductance ±20% (µH)	DCR (mOhms)		SRF typ (MHz)	Isat (A)			Irms (A)	
		nom	max		10% drop	20% drop	30% drop	20°C rise	40°C rise
MLC7532-101NEC	0.10±30%	1.20	1.40	670	21.0	38.0	56.2	24.9	32.5
MLC7532-221MEC	0.22±20%	2.50	2.80	316	22.9	41.0	59.2	20.2	26.5
MLC7542-311MEC	0.31±20%	2.30	2.70	300	12.2	21.9	29.8	20.0	23.8
MLC7542-601MEC	0.60±20%	2.95	3.80	200	9.9	15.7	20.2	16.7	21.9
MLC7540-102MEC	1.00±20%	4.42	5.00	155	7.4	11.3	15.7	13.8	18.2
MLC7540-142MEC	1.40±20%	7.10	8.00	125	6.3	11.0	14.3	10.6	14.1
MLC7540-222MEC	2.17±20%	11.7	13.0	91	5.3	8.3	11.4	8.5	11.3

SLR7010



Part number	Inductance ±10% (µH)	DCR ±7% (mOhms)	SRF typ (MHz)	Isat (A) 20% drop		Irms (A)		
				at 25°C	at 100°C	at 100°C	at 125°C	
SLR7010-101KED	100±10%	0.17	222	113	100	90	72	92
SLR7010-121KED	120±10%	0.17	159	98	84	80	72	92
SLR7010-151KED	150±10%	0.17	150	75	65	60	72	92
SLR7010-201KED	200±10%	0.17	85	62	46	42	72	92
SLR7010-251KED	250±10%	0.17	88	44	36	32	72	92
SLR7010-331LED	330±15%	0.17	50	32	26	22	72	92

SLR1050



Partnumber	Inductance ±10% (nH)	DCR (mOhms)	SRF typ (MHz)	Isat (A) 20% drop			Irms(A)	
				at25°C	at100°C	at125°C	20°C rise	40°C rise
Lowest DCR								
SLR1050A-850KEC	85	0.39±7.7%	210	86	68.0	60.5	56.7	77.1
SLR1050A-101KEC	100	0.39±7.7%	200	78	61.5	55.0	56.7	77.1
SLR1050A-121KEC	120	0.39±7.7%	180	65	51.0	48.0	56.7	77.1
SLR1050A-151KEC	150	0.39±7.7%	90	51	38.0	36.0	56.7	77.1
SLR1050A-221KEC	220	0.39±7.7%	65	35	25.5	23.5	56.7	77.1
Balanced DCR/tolerance								
SLR1050B-850KEC	85	0.47±6.7%	210	86	68.0	60.5	48.8	67.2
SLR1050B-101KEC	100	0.47±6.7%	200	78	61.5	55.0	48.8	67.2
SLR1050B-121KEC	120	0.47±6.7%	180	65	51.0	48.0	48.8	67.2
SLR1050B-151KEC	150	0.47±6.7%	90	51	38.0	36.0	48.8	67.2
SLR1050B-221KEC	220	0.47±6.7%	65	35	25.5	23.5	48.8	67.2
Tightest DCR tolerance								
SLR1050C-850KEC	85	0.55±5.4%	210	86	68.0	60.5	46.7	65.0
SLR1050C-101KEC	100	0.55±5.4%	200	78	61.5	55.0	46.7	65.0
SLR1050C-121KEC	120	0.55±5.4%	180	65	51.0	48.0	46.7	65.0
SLR1050C-151KEC	150	0.55±5.4%	90	51	38.0	36.0	46.7	65.0
SLR1050C-221KEC	220	0.55±5.4%	65	35	25.5	23.5	46.7	65.0

SLC1049



Part number	Inductance ±20% (µH)	DCR ±7% (mOhms)	SRF typ (MHz)	Isat (A) 20% drop	Irms 20% drop (A)
SLC1049-750MLC	0.075	0.230	200	200	66
SLC1049-101MLC	0.100	0.230	200	145	66
SLC1049-121MLC	0.125	0.230	200	140	66
SLC1049-151MLC	0.150	0.230	200	133	66
SLC1049-231MLC	0.230	0.230	200	70	66

SLR1065



Partnumber	Inductance ±10% (nH)	DCR±8% (mOhms)	SRF typ (MHz)	Isat(A) 20% drop			Irms(A)	
				at25°C	at100°C	at125°C	20°C rise	40°C rise
SLR1065-121KEC	120	0.48	95	86	74	68	38.5	49.0
SLR1065-141KEC	140	0.48	75	75	63	58	38.5	49.0
SLR1065-171KEC	170	0.48	65	64	52	49	38.5	49.0
SLR1065-221KEC	215	0.48	50	51	41	38	38.5	49.0
SLR1065-301KEC	300	0.48	40	32	27	25	38.5	49.0

SLR1070



Partnumber	Inductance ±10% (µH)	DCR±10% (mOhms)	SRF typ (MHz)	Isat(A) 20% drop			Irms(A)	
				at25°C	at100°C	at125°C	20°C rise	40°C rise
SLR1070-121KEC	0.120	0.29	130	86	68.5	62.5	61	82
SLR1070-141KEC	0.140	0.29	110	78	60.5	55.0	61	82
SLR1070-171KEC	0.170	0.29	80	64	50.5	46.0	61	82
SLR1070-221KEC	0.215	0.29	68	51	38.0	34.0	61	82
SLR1070-251KEC	0.250	0.29	55	38	35.0	31.5	61	82
SLR1070-281KEC	0.280	0.29	48	33	27.5	25.5	61	82
SLR1070-301KEC	0.300	0.29	47	31	26.5	24.0	61	82

SLR1075




Partnumber	Inductance ±10% (µH)	DCR±7% (mOhms)	SRF typ (MHz)	Isat(A) 20% drop			Irms(A)	
				at25°C	at100°C	at125°C	20°C rise	40°C rise
SLR1075-121KEC	0.120	0.29	59	93.0	78.5	72.0	50	67
SLR1075-151KEC	0.150	0.29	48	72.0	59.0	54.0	50	67
SLR1075-171KEC	0.170	0.29	44	65.0	51.5	48.0	50	67
SLR1075-221KEC	0.215	0.29	36	53.0	40.0	37.0	50	67
SLR1075-231KEC	0.230	0.29	35	49.0	36.5	33.5	50	67
SLR1075-271KEC	0.270	0.29	30	41.0	32.0	29.5	50	67
SLR1075-301KEC	0.300	0.29	27	36.0	26.5	24.0	50	67

SLC1175



Partnumber	Inductance ±20% (µH)	DCR±5% (mOhms)	SRF typ (MHz)	Isat(A)			Irms(A)	
				10% drop	20% drop	30% drop	20°C rise	40°C rise
SLC1175-700MEC	0.070	0.224	179	83	100	>100	58	76
SLC1175-121MEC	0.120	0.224	144	80	84	88	58	76
SLC1175-151MEC	0.150	0.224	95	64	70	76	58	76
SLC1175-171MEC	0.170	0.224	73	54	60	63	58	76
SLC1175-201MEC	0.200	0.224	64	48	53	55	58	76
SLC1175-231MEC	0.230	0.224	61	41	46	49	58	76
SLC1175-271MEC	0.270	0.224	52	32	37	40	58	76
SLC1175-301MEC	0.300	0.224	48	27	31	34	58	76

SLR1190



Partnumber	Inductance ±20% (µH)	DCR±10% (mOhms)	SRF typ (MHz)	Isat (A) 20% drop			Irms(A)	
				at25°C	at100°C	at125°C	20°C rise	40°C rise
SLR1190-151KEC	0.150	0.43	95	100	87.5	82.5	58	79
SLR1190-201KEC	0.200	0.43	58	86	68.5	63.5	58	79
SLR1190-231KEC	0.230	0.43	51	72	62.0	56.5	58	79
SLR1190-251KEC	0.250	0.43	50	66	52.0	48.5	58	79
SLR1190-271KEC	0.270	0.43	49	58	50.0	45.5	58	79
SLR1190-311KEC	0.310	0.43	43	52	42.0	38.5	58	79
SLR1190-371KEC	0.370	0.43	35	41	32.5	30.5	58	79

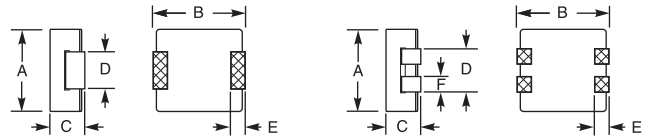
SLC1480



Partnumber	Inductance ±20% (µH)	DCR±17% (mOhms)	SRF typ (MHz)	Isat(A)			Irms(A)	
				10% drop	20% drop	30% drop	20°C rise	40°C rise
SLC1480-111MLD	0.110	0.18	130	100	128	130	64	83
SLC1480-131MLD	0.130	0.18	110	97	110	112	64	83
SLC1480-151MLD	0.150	0.18	108	88	95	97	64	83
SLC1480-171MLD	0.170	0.18	75	80	87	90	64	83
SLC1480-201MLD	0.200	0.18	68	65	72	76	64	83
SLC1480-231MLD	0.230	0.18	59	57	64	67	64	83
SLC1480-261MLD	0.260	0.18	50	50	57	61	64	83
SLC1480-301MLD	0.300	0.18	46	42	49	52	64	83
SLC1480-321MLD	0.320	0.18	42	38	44	48	64	83
SLC1480-441MLD	0.440	0.18	35	28	32	35	64	83

Single conductor
SLC7530S, SLC7649, SLC1049,
SLR1050, SLR1065, SLR1070,
SLR1075, SLR4040, SLR7010,
SLC1175, SLR1190, SLC1480

Dual conductor
SLC7530D



Dimensions (inches mm)

Series	Amax	Bmax	Cmax	D	E	F
SLC1049	0.271 6,88	0.401 10,20	0.203 5,16	0.105 2,67	0.100 2,54	
SLC1175	0.301 7,65	0.433 11,00	0.283 7,20	0.083 2,11	0.095 2,4	
SLC1480	0.510 12,95	0.530 13,46	0.315 8,00	0.200 5,08	0.140 3,56	
SLC7530D	0.264 6,70	0.295 7,50	0.118 3,00	0.129 3,27	0.067 1,7	0.050 1,27
SLC7530S	0.264 6,70	0.295 7,50	0.118 3,00	0.118 3,00	0.067 1,7	
SLC7649	0.274 7,95	0.300 7,62	0.195 4,96	0.105 2,67	0.085 2,16	
SLR1050	0.276 7,0	0.402 10,2	0.195 4,95	0.099 2,5	0.060 1,52	
SLR1065	0.315 8,0	0.409 10,4	0.260 6,6	0.088 2,24	0.10 2,54	
SLR1070	0.315 8,0	0.409 10,4	0.276 7,0	0.088 2,24	0.10 2,54	
SLR1075	0.315 8,0	0.409 10,4	0.291 7,4	0.079 2,0	0.10 2,54	
SLR1190	0.406 10,3	0.441 11,2	0.354 9,0	0.079 2,0	0.098 2,50	
SLR4040	0.157 4,0	0.157 4,0	0.157 4,0	0.052 1,32	0.052 1,32	
SLR7010	0.276 7,0	0.394 10,0	0.394 10,0	0.110 2,8	0.102 2,6	



Unshielded SM Power Inductors

SPICE models
ON OUR WEB SITE

Q200 85° DO1605T

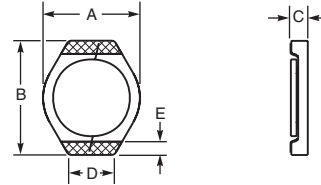
Part number	Inductance ±20% (µH)	DCR max (Ohms)	SRF typ (MHz)	Isat (A) 10% drop	Irms (A)
DO1605T-102MLC	1.0	0.04	230	2.5	2.3
DO1605T-152MLC	1.5	0.06	180	2.2	2.1
DO1605T-222MLC	2.2	0.07	140	1.8	1.7
DO1605T-332MLC	3.3	0.12	110	1.4	1.3
DO1605T-472MLC	4.7	0.15	100	1.2	1.1
DO1605T-682MLC	6.8	0.20	80	1.1	1.0
DO1605T-822MLC	8.2	0.23	70	1.0	0.95
DO1605T-103MLC	10	0.27	60	1.0	0.90
DO1605T-153MLC	15	0.35	45	0.8	0.70
DO1605T-223MLC	22	0.54	35	0.6	0.50
DO1605T-333MLC	33	0.74	30	0.5	0.45
DO1605T-473MLC	47	1.1	22	0.45	0.40
DO1605T-683MLC	68	1.6	20	0.35	0.35
DO1605T-104MLC	100	2.3	15	0.30	0.30
DO1605T-154MLC	150	3.5	10	0.25	0.25
DO1605T-224MLC	220	5.7	9	0.20	0.18
DO1605T-334MLC	330	8.2	8	0.16	0.16
DO1605T-474MLC	470	10.8	7	0.14	0.12
DO1605T-684MLC	680	17.2	5	0.12	0.10
DO1605T-105MLC	1000	22.6	4	0.08	0.08

Q200 85° DO1606T

Part number	Inductance ±20% (µH)	DCR max (Ohms)	SRF typ (MHz)	Isat (A) 10% drop	Irms (A)
DO1606T-102MLC	1.0	0.04	230	2.5	2.3
DO1606T-152MLC	1.5	0.06	180	2.2	2.1
DO1606T-222MLC	2.2	0.07	140	1.8	1.7
DO1606T-332MLC	3.3	0.12	110	1.4	1.3
DO1606T-472MLC	4.7	0.15	100	1.2	1.1
DO1606T-682MLC	6.8	0.20	80	1.1	1.0
DO1606T-822MLC	8.2	0.23	70	1.0	0.95
DO1606T-103MLC	10	0.30	60	1.0	0.90
DO1606T-153MLC	15	0.40	45	0.8	0.70
DO1606T-223MLC	22	0.54	35	0.6	0.50
DO1606T-333MLC	33	0.74	30	0.5	0.45
DO1606T-473MLC	47	1.1	22	0.45	0.40
DO1606T-683MLC	68	1.6	20	0.35	0.35
DO1606T-104MLC	100	2.3	15	0.30	0.30
DO1606T-154MLC	150	3.5	10	0.25	0.25
DO1606T-224MLC	220	5.7	9	0.20	0.18
DO1606T-334MLC	330	8.2	8	0.16	0.16
DO1606T-474MLC	470	10.8	7	0.14	0.12
DO1606T-684MLC	680	17.2	5	0.12	0.10
DO1606T-105MLC	1000	22.6	4	0.08	0.08

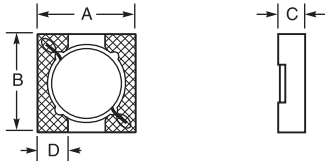
Q200 85° DO3314

Part number	Inductance ±20% (µH)	DCR max (Ohms)	SRF typ (MHz)	Isat (A) 10% drop	Irms (A)
DO3314-102MLC	1.0	0.11	160	2.10	1.70
DO3314-152MLC	1.5	0.14	140	2.00	1.40
DO3314-222MLC	2.2	0.20	90	1.60	1.30
DO3314-332MLC	3.3	0.26	80	1.40	1.20
DO3314-472MLC	4.7	0.32	60	1.20	1.10
DO3314-682MLC	6.8	0.44	45	0.92	0.80
DO3314-822MLC	8.2	0.47	45	0.90	0.75
DO3314-103MLC	10	0.52	40	0.80	0.75
DO3314-153MLC	15	0.86	30	0.68	0.65
DO3314-223MLC	22	1.20	20	0.56	0.50
DO3314-333MLC	33	1.62	15	0.51	0.40



Dimensions (inches mm)

Series	A max	B max	C max	D	E
DO1606T	0.210 5,30	0.260 6,60	0.079 2,00	0.080 2,00	0.029 0,74



Dimensions (inches mm)

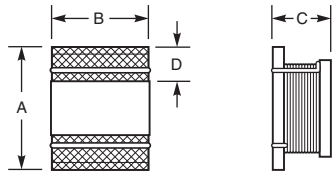
Series	A max	B max	C max	D
DO1605T	0.165 4,20	0.216 5,50	0.071 1,80	0.029 0,74
DO3314	0.138 3,50	0.138 3,50	0.055 1,40	0.040 1,02

ME3215

Partnumber	Inductance (µH)	DCRmax (Ohms)	SRF typ (MHz)	Isat(A)			Irms(A)	
				10% drop	20% drop	30% drop	20°C rise	40°C rise
ME3215-102MLC	1.0±20%	0.058	200	1.85	2.10	2.25	1.70	2.30
ME3215-222MLC	2.2±20%	0.107	135	1.25	1.45	1.50	1.30	1.70
ME3215-332MLC	3.3±20%	0.170	105	1.00	1.15	1.25	1.05	1.45
ME3215-472MLC	4.7±20%	0.245	90	0.85	1.00	1.05	0.83	1.14
ME3215-103KLC	10±10%	0.505	60	0.62	0.70	0.76	0.60	0.79
ME3215-153KLC	15±10%	0.773	50	0.51	0.57	0.62	0.48	0.65
ME3215-223KLC	22±10%	1.00	38	0.42	0.48	0.51	0.42	0.56
ME3215-333KLC	33±10%	1.48	30	0.33	0.38	0.41	0.35	0.48
ME3215-473KLC	47±10%	2.33	24	0.28	0.32	0.34	0.35	0.48
ME3215-683KLC	68±10%	3.40	20	0.23	0.26	0.28	0.24	0.32
ME3215-104KLC	100±10%	4.67	16	0.19	0.22	0.23	0.18	0.25

ME3220

Partnumber	Inductance (µH)	DCRmax (Ohms)	SRF typ (MHz)	Isat(A)			Irms(A)	
				10% drop	20% drop	30% drop	20°C rise	40°C rise
ME3220-102MLC	1.0±20%	0.058	170.7	2.7	3.0	3.2	2.0	2.6
ME3220-152MLC	1.5±20%	0.068	138.0	2.2	2.5	2.7	1.6	2.2
ME3220-222MLC	2.2±20%	0.104	92.6	1.8	2.1	2.2	1.5	2.0
ME3220-332MLC	3.3±20%	0.138	75.6	1.5	1.6	1.7	1.4	1.6
ME3220-472MLC	4.7±20%	0.190	58.2	1.2	1.4	1.5	1.0	1.3
ME3220-562MLC	5.6±20%	0.200	52.5	1.1	1.3	1.4	1.0	1.3
ME3220-682MLC	6.8±20%	0.270	46.2	1.0	1.1	1.2	0.88	1.1
ME3220-822MLC	8.2±20%	0.290	45.2	0.98	1.0	1.1	0.80	1.0
ME3220-103KLC	10±10%	0.434	39.9	0.78	1.0	1.1	0.63	0.87
ME3220-123KLC	12±10%	0.470	37.5	0.76	0.88	0.98	0.61	0.84
ME3220-153KLC	15±10%	0.520	32.5	0.70	0.80	0.90	0.58	0.83
ME3220-183KLC	18±10%	0.696	31.7	0.66	0.75	0.80	0.49	0.70
ME3220-223KLC	22±10%	0.787	29.4	0.59	0.67	0.71	0.47	0.64
ME3220-273KLC	27±10%	1.19	26.1	0.56	0.63	0.67	0.40	0.54
ME3220-333KLC	33±10%	1.27	23.0	0.50	0.57	0.60	0.39	0.53
ME3220-393KLC	39±10%	1.38	22.6	0.45	0.51	0.54	0.34	0.47
ME3220-473KLC	47±10%	1.80	20.7	0.40	0.46	0.49	0.30	0.45
ME3220-563KLC	56±10%	2.10	20.3	0.37	0.42	0.45	0.27	0.43
ME3220-683KLC	68±10%	2.30	16.3	0.34	0.38	0.41	0.26	0.38
ME3220-823KLC	82±10%	3.00	13.7	0.30	0.34	0.36	0.25	0.34
ME3220-104KLC	100±10%	3.50	13.3	0.28	0.32	0.34	0.24	0.32



Dimensions (inches mm)

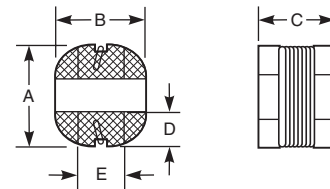
Series	A max	B max	C max	D
ME3215	0.138 3.5	0.110 2.8	0.067 1.70	0.035 0.90
ME3220	0.138 3.5	0.110 2.8	0.095 2.40	0.043 1.1

SD43

Partnumber	Inductance (µH)	DCRmax (Ohms)	SRF typ (MHz)	Isat(A)			Irms(A)	
				10% drop	20% drop	30% drop	20°C rise	40°C rise
SD43-102MLC	1.0±20%	0.033	100	5.5	6.1	6.5	3.4	5.8
SD43-142MLC	1.4±20%	0.038	90	4.8	5.5	5.9	3.1	5.8
SD43-182MLC	1.8±20%	0.042	80	4.1	4.6	5.1	2.7	4.6
SD43-222MLC	2.2±20%	0.047	65	3.6	4.1	4.4	2.3	3.8
SD43-272MLC	2.7±20%	0.052	60	3.4	3.8	4.1	2.2	3.7
SD43-332MLC	3.3±20%	0.058	50	2.9	3.3	3.5	2.1	3.3
SD43-392MLC	3.9±20%	0.076	47	2.6	3.0	3.2	1.9	3.0
SD43-472MLC	4.7±20%	0.094	45	2.4	2.8	3.0	1.9	2.9
SD43-562MLC	5.6±20%	0.101	40	2.2	2.5	2.7	1.6	2.8
SD43-682MLC	6.8±20%	0.110	35	2.0	2.3	2.5	1.5	2.5
SD43-822MLC	8.2±20%	0.132	30	1.83	2.1	2.2	1.4	2.2
SD43-103MLC	10.0±20%	0.182	28	1.70	1.95	2.1	1.3	2.2
SD43-123MLC	12.0±20%	0.210	24	1.53	1.75	1.90	1.1	1.8
SD43-153MLC	15.0±20%	0.235	22	1.33	1.58	1.73	1.0	1.7
SD43-183MLC	18.0±20%	0.338	19	1.25	1.43	1.58	0.89	1.5
SD43-223MLC	22.0±20%	0.378	17	1.15	1.32	1.43	0.85	1.4
SD43-273MLC	27.0±20%	0.522	16	1.00	1.14	1.26	0.73	1.1
SD43-333KLC	33.0±10%	0.540	14	0.90	1.05	1.14	0.62	0.90
SD43-393KLC	39.0±10%	0.587	13	0.84	0.97	1.07	0.61	0.90
SD43-473KLC	47.0±10%	0.844	12	0.77	0.87	0.93	0.53	0.86
SD43-563KLC	56.0±10%	0.937	11	0.72	0.80	0.86	0.51	0.70
SD43-683KLC	68.0±10%	1.117	10	0.65	0.72	0.77	0.43	0.60

SD54

Partnumber	Inductance (µH)	DCR(Ohms)		SRF typ (MHz)	Isat (A)			Irms(A)	
		nom	max		10% drop	20% drop	30% drop	20°C rise	40°C rise
SD54-103MLC	10±20%	0.072	0.079	28	2.0	2.3	2.4	1.7	2.3
SD54-123MLC	12±20%	0.080	0.088	26	1.8	2.0	2.2	1.6	2.2
SD54-153MLC	15±20%	0.094	0.103	23	1.5	1.8	1.9	1.5	2.1
SD54-183MLC	18±20%	0.103	0.113	21	1.4	1.6	1.8	1.4	2.0
SD54-223MLC	22±20%	0.119	0.130	19	1.3	1.5	1.6	1.3	1.8
SD54-273MLC	27±20%	0.134	0.147	18	1.2	1.4	1.4	1.2	1.7
SD54-333MLC	33±20%	0.150	0.165	16	1.1	1.2	1.3	1.2	1.6
SD54-393MLC	39±20%	0.195	0.214	13	1.0	1.1	1.2	1.0	1.4
SD54-473MLC	47±20%	0.222	0.244	12	0.92	1.0	1.1	0.97	1.3
SD54-563KLC	56±10%	0.251	0.276	11	0.83	0.96	1.0	0.92	1.3
SD54-683KLC	68±10%	0.335	0.368	9.3	0.76	0.88	0.95	0.80	1.1
SD54-823KLC	82±10%	0.379	0.416	8.4	0.69	0.80	0.85	0.74	1.1
SD54-104KLC	100±10%	0.503	0.553	7.4	0.62	0.72	0.77	0.64	0.88
SD54-124KLC	120±10%	0.579	0.636	7.0	0.56	0.66	0.71	0.58	0.80
SD54-154KLC	150±10%	0.654	0.719	6.3	0.51	0.60	0.64	0.57	0.77
SD54-184KLC	180±10%	0.874	0.961	5.5	0.46	0.53	0.57	0.49	0.67
SD54-224KLC	220±10%	0.996	1.095	5.0	0.43	0.50	0.54	0.47	0.66



Dimensions (inches mm)

Series	A max	B max	C max	D	E
SD43	0.185 4.7	0.165 4.2	0.136 3.45	0.063 1.60	0.051 1.30
SD54	0.236 6.0	0.222 5.63	0.197 5.0	0.090 2.29	0.105 2.67

DO1608C



Part number	Inductance ±20% (µH)	DCR max (Ohms)	SRF typ (MHz)	Isat (A) 10% drop	Irms (A)	
					20° rise	40° rise
DO1608C-102MLC	1.0	0.05	130	2.90	1.90	2.70
DO1608C-152MLC	1.5	0.06	115	2.60	1.90	2.65
DO1608C-222MLC	2.2	0.07	100	2.30	1.85	2.55
DO1608C-272MLC	2.7	0.08	75	2.10	1.80	2.45
DO1608C-332MLC	3.3	0.08	70	2.00	1.60	2.20
DO1608C-472MLC	4.7	0.09	50	1.50	1.40	1.90
DO1608C-682MLC	6.8	0.13	45	1.20	1.20	1.60
DO1608C-822MLC	8.2	0.16	40	1.15	1.10	1.55
DO1608C-103MLC	10	0.16	35	1.10	1.10	1.50
DO1608C-153MLC	15	0.23	30	0.90	0.90	1.25
DO1608C-223MLC	22	0.37	20	0.70	0.75	0.95
DO1608C-333MLC	33	0.51	15	0.58	0.60	0.80
DO1608C-473MLC	47	0.64	14	0.50	0.52	0.70
DO1608C-683MLC	68	0.86	11	0.40	0.44	0.60
DO1608C-104MLC	100	1.27	9.0	0.31	0.37	0.50
DO1608C-154MLC	150	2.00	6.0	0.27	0.28	0.39
DO1608C-224MLC	220	3.11	5.5	0.22	0.23	0.31
DO1608C-334MLC	330	3.80	5.0	0.18	0.22	0.30
DO1608C-474MLC	470	5.06	4.0	0.16	0.20	0.26
DO1608C-684MLC	680	9.20	3.0	0.14	0.14	0.19
DO1608C-105MLC	1000	13.8	2.0	0.10	0.11	0.15

DO3316P



Part number	Inductance (µH)	Percent tolerance*	DCR max (Ohms)	SRF typ (MHz)	Isat (A) 10% drop	Irms (A)
DO3316P-152MLD	1.5	20	0.010	90	8.0	6.4
DO3316P-222_LD	2.2	20.10	0.012	80	7.0	6.1
DO3316P-332_LD	3.3	20.10	0.015	65	6.4	5.4
DO3316P-472_LD	4.7	20.10	0.018	45	5.4	4.8
DO3316P-682_LD	6.8	20.10	0.027	38	4.6	4.4
DO3316P-103_LD	10	20.10	0.038	30	3.8	3.9
DO3316P-153_LD	15	20.10	0.046	27	3.0	3.1
DO3316P-223_LD	22	20.10	0.085	19	2.6	2.7
DO3316P-333_LD	33	20.10	0.10	15	2.0	2.1
DO3316P-473_LD	47	20.10	0.14	12	1.6	1.8
DO3316P-683_LD	68	20.10	0.20	10	1.4	1.5
DO3316P-104_LD	100	20.10	0.28	9	1.2	1.3
DO3316P-154_LD	150	20.10	0.40	6	1.0	1.0
DO3316P-224_LD	220	20.10	0.61	5	0.8	0.80
DO3316P-334_LD	330	20.10	1.02	4.5	0.60	0.60
DO3316P-474_LD	470	20.10	1.27	3.5	0.50	0.50
DO3316P-684_LD	680	20.10	2.02	2.5	0.40	0.40
DO3316P-105_LD	1000	20.10	3.00	2.0	0.30	0.30
DO3316P-155_LD	1500	20.10	4.49	1.7	0.29	0.27
DO3316P-335_LD	3300	20.10	8.97	1.1	0.19	0.17

DO3308P Low Profile



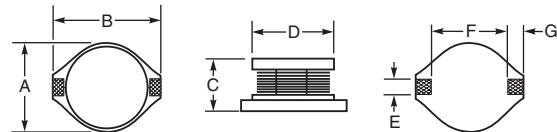
Part number	Inductance (µH)	Percent tolerance*	DCR max (Ohms)	SRF typ (MHz)	Isat (A) 10% drop	Irms (A)
DO3308P-682_LD	6.8	20.10	0.060	47	3.9	2.6
DO3308P-103_LD	10	20.10	0.085	35	2.7	2.3
DO3308P-153_LD	15	20.10	0.12	33	2.3	1.9
DO3308P-223_LD	22	20.10	0.18	25	1.8	1.5
DO3308P-333_LD	33	20.10	0.25	19	1.6	1.2
DO3308P-473_LD	47	20.10	0.32	14	1.3	1.0
DO3308P-683_LD	68	20.10	0.54	12	1.1	0.90
DO3308P-104_LD	100	20.10	0.69	10	0.87	0.73
DO3308P-154_LD	150	20.10	0.94	8.0	0.74	0.62
DO3308P-224_LD	220	20.10	1.60	6.0	0.56	0.51
DO3308P-334_LD	330	20.10	2.15	5.0	0.50	0.40
DO3308P-474_LD	470	20.10	3.30	4.0	0.40	0.33
DO3308P-684_LD	680	20.10	4.40	3.0	0.33	0.28
DO3308P-105_LD	1000	20.10	7.00	2.5	0.29	0.23

* Bold numbers indicate tolerances carried in stock. When ordering, please replace underscore in part number with the proper tolerance code: K = 10%, M = 20%. (e.g. DO3308P-105KLD for a 10% tolerance part.)



DO3316T

Part number	Inductance (µH)	Percent tolerance*	DCR max (Ohms)	SRF typ (MHz)	Isat (A) 10% drop	Irms (A)
DO3316T-681MLD	0.68	20	0.005	200	13	12
DO3316T-102MLD	1.0	20	0.006	100	11	10
DO3316T-152MLD	1.5	20	0.008	90	9.0	9.0
DO3316T-222_LD	2.2	20.10	0.011	90	7.8	7.4
DO3316T-272_LD	2.7	20.10	0.012	65	7.0	6.6
DO3316T-332_LD	3.3	20.10	0.014	60	6.4	5.9
DO3316T-392_LD	3.9	20.10	0.015	50	5.9	5.3
DO3316T-472_LD	4.7	20.10	0.018	50	5.4	4.8
DO3316T-562_LD	5.6	20.10	0.021	45	4.7	4.65
DO3316T-682_LD	6.8	20.10	0.024	43	4.4	4.40
DO3316T-822_LD	8.2	20.10	0.032	34	4.0	4.15
DO3316T-103_LD	10	20.10	0.034	31	3.9	3.90
DO3316T-123_LD	12	20.10	0.036	27	3.4	3.50
DO3316T-153_LD	15	20.10	0.045	25	3.1	3.10
DO3316T-183_LD	18	20.10	0.050	22	2.8	2.90
DO3316T-223_LD	22	20.10	0.070	18	2.5	2.70
DO3316T-273_LD	27	20.10	0.085	18	2.3	2.30
DO3316T-333_LD	33	20.10	0.100	17	2.0	2.10
DO3316T-393_LD	39	20.10	0.120	15	1.8	1.95
DO3316T-473_LD	47	20.10	0.150	14	1.65	1.80
DO3316T-563_LD	56	20.10	0.165	12	1.45	1.65
DO3316T-683_LD	68	20.10	0.220	11	1.40	1.50
DO3316T-823_LD	82	20.10	0.250	10	1.30	1.40
DO3316T-104_LD	100	20.10	0.280	9.0	1.20	1.30
DO3316T-124_LD	120	20.10	0.400	8.0	1.00	1.00
DO3316T-154_LD	150	20.10	0.460	6.0	0.90	0.90
DO3316T-184_LD	180	20.10	0.520	6.0	0.85	0.85
DO3316T-224_LD	220	20.10	0.700	5.0	0.80	0.80
DO3316T-274_LD	270	20.10	0.800	5.0	0.75	0.70
DO3316T-334_LD	330	20.10	1.07	4.5	0.60	0.60
DO3316T-394_LD	390	20.10	1.14	4.0	0.62	0.55
DO3316T-474_LD	470	20.10	1.27	3.5	0.50	0.50



Dimensions (inches mm)

Series	A max	B max	C	D	E	F	G
DO1608C	0.175 4.45	0.260 6.60	0.115 2.92	0.155 3.94	0.050 1.27	0.170 4.32	0.040 1.02
DO3308P	0.370 9.40	0.510 12.95	0.118 3.00	0.330 8.38	0.100 2.54	0.300 7.62	0.100 2.54
DO3316P	0.370 9.40	0.510 12.95	0.205 5.21	0.330 8.38	0.100 2.54	0.300 7.62	0.100 2.54
DO3316T	0.390 9.91	0.510 12.95	0.250 6.35	0.330 8.38	0.160 4.06	0.400 10.16	0.060 1.52



D01607B



Part number	Inductance ±20% (mH)	DCR max (Ohms)	Insulation core-winding (MOhms)	Isat (mA) 10% drop	Irms (mA)
D01607B-105MLC	1.0	19	>10	100	150
D01607B-155MLC	1.5	21	>10	75	140
D01607B-225MLC	2.2	42	>10	60	100
D01607B-335MLC	3.3	52	>10	50	90
D01607B-475MLC	4.7	80	>10	45	75
D01607B-685MLC	6.8	125	>10	40	60



D01813H High Current



Part number	Inductance ref (µH)	Inductance ±20% (µH)	DCR max (Ohms)	SRF typ (MHz)	Isat (A) 30% drop	Irms (A)
D01813H-181MLD	0.18	0.18	0.003	800	14.0	10.0
D01813H-331MLD	0.33	0.33	0.004	600	10.0	7.0
D01813H-561MLD	0.56	0.56	0.010	200	7.7	6.0
D01813H-122MLD	1.2	1.15	0.017	140	5.3	4.4
D01813H-222MLD	2.2	2.06	0.035	100	3.5	3.1
D01813H-332MLD	3.3	3.20	0.040	80	3.0	2.7
D01813H-472MLD	4.7	4.70	0.054	50	2.6	2.2
D01813H-682MLD	6.8	6.80	0.080	45	2.2	1.8
D01813H-822MLD	8.2	8.20	0.092	42	2.0	1.6
D01813H-103MLD	10	9.55	0.110	40	1.9	1.5
D01813H-153MLD	15	15.3	0.17	30	1.5	1.2
D01813H-223MLD	22	22.6	0.25	25	1.2	1.0
D01813H-333MLD	33	32.5	0.35	20	0.99	0.82
D01813H-473MLD	47	48.1	0.47	15	0.87	0.72



D03316H High Current



Part number	Inductance ±20% (µH)	Percent tolerance*	DCR max (Ohms)	SRF typ (MHz)	Isat (A) 10% drop	Irms (A)
D03316H-121MLD	0.12	20	0.0015	200	28.0	17.0
D03316H-331MLD	0.33	20	0.002	200	20.0	16.0
D03316H-681MLD	0.68	20	0.005	200	13.0	12.0
D03316H-102MLD	1.0	20	0.006	100	11.0	10.0
D03316H-152MLD	1.5	20	0.008	90	9.0	9.0
D03316H-222_LD	2.2	20 10	0.011	80	7.8	7.4
D03316H-272_LD	2.7	20 10	0.012	65	7.0	6.6
D03316H-332_LD	3.3	20 10	0.014	60	6.4	5.9
D03316H-392_LD	3.9	20 10	0.015	50	5.9	5.3
D03316H-472_LD	4.7	20 10	0.018	45	5.4	4.8

* Bold numbers indicate tolerances carried in stock. When ordering, please replace underscore in part number with the proper tolerance code: K = 10%, M = 20%. (e.g. D03316H-472KLD for a 10% tolerance part)



D03340H

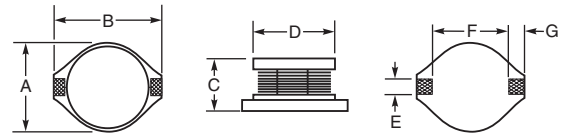


Part number	Inductance (µH)	DCR max (mOhms)	SRF typ (MHz)	Isat (A) 10% drop	Irms (A)	
					20° rise	40° rise
D03340H-271NLD	0.27±30%	2.5	410	54.0	20.0	30.0
D03340H-471NLD	0.47±30%	3.0	210	43.0	15.0	22.5
D03340H-102MLD	1.0±20%	6.5	130	25.0	10.7	16.0
D03340H-152MLD	1.5±20%	7.0	100	21.5	9.70	14.5
D03340H-222MLD	2.2±20%	8.0	82	19.0	8.80	13.2
D03340H-272MLD	2.7±20%	12	68	16.4	7.40	11.1
D03340H-332MLD	3.3±20%	15	60	15.3	6.20	9.30
D03340H-392MLD	3.9±20%	17	57	14.1	5.60	8.40
D03340H-472MLD	4.7±20%	19	47	13.1	5.10	7.60
D03340H-562MLD	5.6±20%	22	42	12.3	4.60	6.90
D03340H-682MLD	6.8±20%	24	37	11.2	3.85	5.77
D03340H-822MLD	8.2±20%	26	28	10.0	3.50	5.25
D03340H-103MLD	10±20%	31	24	9.20	3.20	4.80
D03340H-123MLD	12±20%	36	19	8.20	2.90	4.35
D03340H-153MLD	15±20%	41	15.0	7.80	2.70	4.05
D03340H-183MLD	18±20%	44	15.0	7.30	2.60	3.90
D03340H-223MLD	22±20%	52	14.0	6.50	2.40	3.60
D03340H-273MLD	27±20%	73	12.6	5.80	2.30	3.45
D03340H-333KLD	33±10%	80	12.4	5.50	2.00	3.00
D03340H-393KLD	39±10%	95	9.8	5.00	1.80	2.70
D03340H-473KLD	47±10%	100	9.0	4.60	1.50	2.25
D03340H-563KLD	56±10%	135	7.8	4.20	1.40	2.10
D03340H-683KLD	68±10%	145	7.4	3.90	1.20	1.80
D03340H-823KLD	82±10%	162	5.9	3.50	1.20	1.80
D03340H-104KLD	100±10%	187	6.0	3.20	1.20	1.80
D03340H-124KLD	120±10%	240	5.0	2.90	1.00	1.50
D03340H-154KLD	150±10%	280	4.7	2.60	0.90	1.35
D03340H-184KLD	180±10%	320	4.5	2.50	0.80	1.20
D03340H-224KLD	220±10%	375	4.0	2.30	0.70	1.05
D03340H-274KLD	270±10%	475	3.7	2.00	0.65	0.97
D03340H-334KLD	330±10%	570	3.2	1.80	0.60	0.90
D03340H-394KLD	390±10%	685	2.9	1.70	0.55	0.82
D03340H-474KLD	470±10%	795	2.6	1.50	0.30	0.45
D03340H-564KLD	560±10%	910	2.3	1.40	0.30	0.45
D03340H-684KLD	680±10%	1200	2.0	1.25	0.30	0.45
D03340H-824KLD	820±10%	1350	1.8	1.15	0.25	0.37
D03340H-105KLD	1000±10%	1620	1.5	1.00	0.20	0.30

D03340P High Current



Part number	Inductance ±20% (µH)	DCR max (Ohms)	SRF typ (MHz)	Isat (A) 10% drop	Irms (A)
D03340P-103MLD	10	0.040	35	8.0	3.5
D03340P-153MLD	15	0.050	18	7.0	3.0
D03340P-223MLD	22	0.066	13	5.5	2.5
D03340P-333MLD	33	0.080	11	4.0	2.0
D03340P-473MLD	47	0.11	9.0	3.8	1.6
D03340P-683MLD	68	0.17	7.0	3.0	1.2
D03340P-104MLD	100	0.22	5.5	2.5	1.2
D03340P-154MLD	150	0.34	4.5	2.0	0.9
D03340P-224MLD	220	0.44	3.5	1.6	0.7
D03340P-334MLD	330	0.70	3.0	1.2	0.6
D03340P-474MLD	470	0.95	2.5	1.0	0.3
D03340P-684MLD	680	1.15	2.0	1.0	0.2
D03340P-105MLD	1000	2.0	1.5	0.8	0.1



Dimensions (inches mm)

Series	A max	B max	C	D	E	F	G
D01607B	0.175 4.45	0.260 6.60	0.098 2.49	0.155 3.94	0.050 1.27	0.170 4.32	0.040 1.02
D01813H	0.240 6.10	0.350 8.89	0.197 5.00	0.180 4.60	0.160 4.06	0.230 5.84	0.075 1.91
D03316H	0.390 9.91	0.510 12.95	0.250 6.35	0.330 8.38	0.160 4.06	0.400 10.16	0.060 1.52
D03340H	0.390 9.91	0.520 13.21	0.470 11.91	0.330 8.38	0.125 3.18	0.360 9.14	0.060 1.52
D03340P	0.370 9.40	0.510 12.95	0.450 11.43	0.330 8.38	0.100 2.54	0.300 7.62	0.100 2.54




DO5010H High Current



Part number	Inductance ±20% (µH)	DCR max (mOhms)	SRF typ (MHz)	Isat (A)		I _{rms} (A)
				10% drop	20% drop	
DO5010H-781MLD	0.78	2.6	156	30	15	15
DO5010H-152MLD	1.5	4.0	100	25	15	15
DO5010H-222MLD	2.2	6.1	75	20	12	12
DO5010H-332MLD	3.3	8.6	60	17	10	10
DO5010H-392MLD	3.9	10	55	15	9.0	9.0
DO5010H-472MLD	4.7	14	40	13	8.4	8.4
DO5010H-602MLD	6.0	17	35	12	7.5	7.5
DO5010H-782MLD	7.8	18	35	11	7.5	7.5
DO5010H-103MLD	10	26	28	10	6.0	6.0
DO5010H-123MLD	12	28	26	8.5	5.2	5.2
DO5010H-153MLD	15	32	20	8	4.4	4.4
DO5010H-223MLD	22	47	20	7.0	3.5	3.5
DO5010H-333MLD	33	66	15	5.5	3.0	3.0
DO5010H-473MLD	47	86	9.0	4.5	2.6	2.6
DO5010H-683MLD	68	130	8.0	3.5	2.3	2.3
DO5010H-104MLD	100	190	7.0	3.0	1.8	1.8
DO5010H-154MLD	150	250	6.0	2.6	1.5	1.5
DO5010H-224MLD	220	380	5.0	2.4	1.2	1.2
DO5010H-334MLD	330	560	4.0	1.9	1.0	1.0
DO5010H-474MLD	470	850	3.0	1.4	0.82	0.82
DO5010H-684MLD	680	1100	2.5	1.2	0.72	0.72
DO5010H-105MLD	1000	1800	2.0	1.0	0.56	0.56



DO5040H High Current



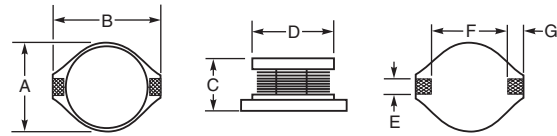
Part number	Inductance (µH)	DCR max (mOhms)	SRF typ (MHz)	Isat (A)		I _{rms} (A)
				10% drop	20% drop	
DO5040H-282MLD	2.8±20%	5.2	65	33.4	12.1	12.1
DO5040H-392MLD	3.9±20%	6.0	40	26.8	11.2	11.2
DO5040H-682MLD	6.8±20%	9.0	30	22.5	9.6	9.6
DO5040H-103MLD	10±20%	11	22	17.8	8.6	8.6
DO5040H-123MLD	12±20%	13	21	15.9	7.4	7.4
DO5040H-153MLD	15±20%	20	18	13.8	6.5	6.5
DO5040H-183MLD	18±20%	22	14	13.2	6.0	6.0
DO5040H-223MLD	22±20%	24	13	11.8	5.7	5.7
DO5040H-333MLD	33±20%	37	10	9.6	4.5	4.5
DO5040H-473MLD	47±20%	52	8.0	7.8	3.7	3.7
DO5040H-683MLD	68±20%	67	7.0	6.7	3.4	3.4
DO5040H-104MLD	100±20%	115	6.0	5.6	2.8	2.8
DO5040H-334MLD	330±10%	325	3.0	3.0	1.5	1.5
DO5040H-684KLD	680±10%	780	1.6	2.0	1.1	1.1
DO5040H-145KLD	1400±10%	1300	1.0	1.5	0.7	0.7



DO5022P

Part number	Inductance ±20% (µH)	Percent tolerance*	DCR max (Ohms)	SRF typ (MHz)	Isat (A)		I _{rms} (A)
					10% drop	20% drop	
DO5022P-102MLD	1.0	20	0.009	80	27.6	28.8	8.6
DO5022P-222MLD	2.2	20	0.014	80	18.5	19.8	7.1
DO5022P-332MLD	3.3	20	0.018	60	14.5	15.5	6.2
DO5022P-562MLD	5.6	20	0.020	40	12.5	13.8	5.3
DO5022P-822MLD	8.2	20	0.029	30	10.3	11.5	4.8
DO5022P-103MLD	10	20	0.031	30	9.4	10.5	4.3
DO5022P-153MLD	15	20	0.036	22	7.5	8.2	4.0
DO5022P-223MLD	22	20	0.047	20	6.5	7.2	3.5
DO5022P-333MLD	33	20	0.066	15	5.2	6.1	3.0
DO5022P-473MLD	47	20	0.086	9	4.2	4.7	2.6
DO5022P-683_LD	68	20.10	0.13	8	3.7	4.1	2.3
DO5022P-104_LD	100	20.10	0.19	7	3.0	3.4	1.8
DO5022P-154_LD	150	20.10	0.25	6	2.5	2.8	1.5
DO5022P-224_LD	220	20.10	0.38	5	2.0	2.3	1.2
DO5022P-334_LD	330	20.10	0.56	4	1.7	1.9	1.0
DO5022P-474_LD	470	20.10	0.85	3	1.5	1.7	0.82
DO5022P-684_LD	680	20.10	1.1	2.5	1.2	1.3	0.72
DO5022P-105_LD	1000	20.10	1.8	2.0	0.95	1.1	0.56

* Bold numbers indicate tolerances carried in stock. When ordering, please replace underscore in part number with the proper tolerance code: K = 10%, M = 20%. (e.g. DO5022P-105KLD for a 10% tolerance part.)



Dimensions (inches mm)

Series	A max	B max	C	D	E	F	G
DO5010H	0.600 15.24	0.730 18.54	0.315 8.00	0.500 12.70	0.200 5.08	0.580 14.73	0.065 1.65
DO5022P	0.600 15.24	0.730 18.54	0.280 7.11	0.500 12.70	0.100 2.54	0.500 12.70	0.100 2.54
DO5040H	0.640 16.26	0.880 22.35	0.472 12.00	0.500 12.70	0.450 11.43	0.565 14.35	0.125 3.18



Through-Hole Power Inductors

Coilcraft through-hole power inductors offer a wide range of inductance values and current ratings in a variety of sizes. These efficient, low-cost inductors are intended for DC-DC converters and are suitable for many other power and filtering applications. Body sizes are as small as 8.8 mm diameter (RFC0807) with heights ranging from 7.5 mm to 16 mm. Inductance values range from 0.9 μ H to 18 mH. The RFS Series (three sizes) features magnetic shielding.



0200 85°C RFC0807B[‡]

Part number	Inductance $\pm 10\%$ (μ H)	DCR (Ohms)		SRF typ (MHz)	Isat (A)			I _{rms} (A)	
		nom	max		10% drop	20% drop	30% drop	20°C rise	40°C rise
RFC0807B-123KE	12	0.035	0.045	20	5.70	6.30	6.65	2.50	3.60
RFC0807B-153KE	15	0.050	0.060	19	4.95	5.53	5.85	2.15	3.10
RFC0807B-183KE	18	0.060	0.070	16	4.70	5.23	5.55	2.00	2.80
RFC0807B-223KE	22	0.075	0.090	13	4.10	4.60	4.85	1.75	2.50
RFC0807B-273KE	27	0.085	0.100	12	3.70	4.13	4.37	1.70	2.35
RFC0807B-333KE	33	0.100	0.115	12	3.15	3.53	3.74	1.50	2.15
RFC0807B-393KE	39	0.125	0.145	10	2.85	3.20	3.40	1.35	1.95
RFC0807B-473KE	47	0.145	0.165	9.2	2.55	2.87	3.04	1.25	1.80
RFC0807B-563KE	56	0.160	0.185	8.5	2.35	2.66	2.84	1.20	1.70
RFC0807B-683KE	68	0.210	0.240	7.2	2.30	2.60	2.74	1.10	1.50
RFC0807B-823KE	82	0.240	0.275	6.4	2.13	2.37	2.53	1.00	1.40
RFC0807B-104KE	100	0.310	0.355	6.1	1.98	2.22	2.34	0.85	1.25
RFC0807B-124KE	120	0.350	0.400	5.7	1.76	2.00	2.12	0.80	1.15
RFC0807B-154KE	150	0.410	0.470	5.3	1.62	1.82	1.93	0.75	1.05
RFC0807B-184KE	180	0.525	0.605	4.4	1.42	1.61	1.70	0.65	0.95
RFC0807B-224KE	220	0.600	0.690	4.1	1.32	1.48	1.57	0.60	0.85
RFC0807B-274KE	270	0.700	0.805	3.6	1.20	1.34	1.43	0.55	0.80
RFC0807B-334KE	330	0.910	1.05	3.4	1.08	1.21	1.30	0.50	0.72
RFC0807B-394KE	390	1.00	1.15	3.3	1.03	1.16	1.23	0.45	0.64
RFC0807B-474KE	470	1.35	1.55	2.9	0.90	1.02	1.10	0.40	0.55
RFC0807B-564KE	560	1.50	1.70	2.7	0.85	0.93	1.01	0.37	0.52
RFC0807B-684KE	680	1.75	2.00	2.5	0.77	0.83	0.92	0.34	0.48
RFC0807B-824KE	820	2.25	2.60	2.1	0.68	0.77	0.82	0.30	0.42
RFC0807B-105KE	1000	2.60	3.00	2.0	0.62	0.68	0.72	0.28	0.40
RFC0807B-125KE	1200	3.35	3.85	1.7	0.56	0.62	0.66	0.25	0.35
RFC0807B-155KE	1500	3.95	4.55	1.6	0.52	0.57	0.60	0.22	0.32
RFC0807B-185KE	1800	4.40	5.05	1.5	0.48	0.53	0.56	0.21	0.30
RFC0807B-225KE	2200	6.00	6.90	1.3	0.43	0.47	0.49	0.18	0.26
RFC0807B-275KE	2700	6.95	8.00	1.2	0.38	0.42	0.44	0.17	0.24
RFC0807B-335KE	3300	9.10	10.5	1.0	0.35	0.38	0.40	0.15	0.21
RFC0807B-395KE	3900	10.0	11.5	1.0	0.33	0.35	0.37	0.14	0.20
RFC0807B-475KE	4700	14.0	16.0	0.90	0.29	0.31	0.33	0.12	0.17
RFC0807B-565KE	5600	15.5	17.5	0.80	0.27	0.29	0.31	0.11	0.16
RFC0807B-685KE	6800	20.0	23.0	0.70	0.24	0.26	0.27	0.10	0.14
RFC0807B-825KE	8200	22.5	25.5	0.60	0.22	0.24	0.26	0.095	0.133
RFC0807B-106KE	10,000	25.5	28.0	0.60	0.21	0.22	0.24	0.090	0.125
RFC0807B-126KE	12,000	34.0	37.5	0.60	0.19	0.20	0.22	0.080	0.110
RFC0807B-156KE	15,000	41.5	45.5	0.50	0.16	0.18	0.20	0.070	0.100
RFC0807B-186KE	18,000	46.5	51.0	0.40	0.15	0.17	0.18	0.065	0.090

[‡]Original series available. Visit www.coilcraft.com



0200 85°C RFB0807

Part number	Inductance	DCR max (Ohms)	SRF typ (MHz)	Isat (A) 10% drop	I _{rms} (A)	
					20°C rise	40°C rise
RFB0807-1R0L	0.9 μ H $\pm 20\%$	0.008	180	10.0	6.00	8.50
RFB0807-2R2L	2.2 μ H $\pm 20\%$	0.012	80	6.00	5.00	7.50
RFB0807-2R7L	2.7 μ H $\pm 20\%$	0.014	40	5.50	4.60	6.54
RFB0807-3R3L	3.3 μ H $\pm 20\%$	0.017	40	5.00	4.20	5.97
RFB0807-3R9L	3.9 μ H $\pm 20\%$	0.020	40	4.50	3.70	5.26
RFB0807-4R7L	4.7 μ H $\pm 20\%$	0.024	40	4.20	3.50	4.98
RFB0807-5R6L	5.6 μ H $\pm 20\%$	0.028	40	4.00	3.40	4.83
RFB0807-6R8L	6.8 μ H $\pm 20\%$	0.033	30	3.60	3.20	4.55
RFB0807-8R2L	8.2 μ H $\pm 20\%$	0.035	30	3.30	3.00	4.27
RFB0807-10L	10 μ H $\pm 10\%$	0.040	30	3.10	3.00	4.20



0200 85°C RFB0810

Part number	Inductance $\pm 10\%$ (μ H)	DCR max (Ohms)	SRF typ (MHz)	Isat (A) 10% drop	I _{rms} (A)	
					20°C rise	40°C rise
RFB0810-10L	10	0.030	22	4.20	4.00	5.30
RFB0810-12L	12	0.035	20	3.90	3.75	5.10
RFB0810-15L	15	0.040	17	3.60	3.52	4.80
RFB0810-18L	18	0.040	15	3.30	3.30	4.50
RFB0810-22L	22	0.050	12	2.90	3.20	4.20
RFB0810-27L	27	0.055	12	2.60	2.87	3.90



0200 85°C RFB1010

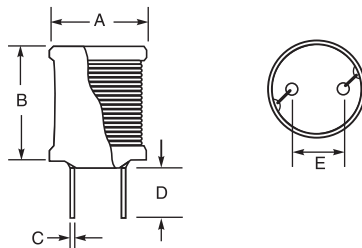
Part number	Inductance $\pm 10\%$ (μ H)	DCR max (Ohms)	SRF typ (MHz)	Isat (A) 10% drop	I _{rms} (A)	
					20°C rise	40°C rise
RFB1010-120L	12	0.025	20	5.60	4.00	5.70
RFB1010-150L	15	0.028	19	5.00	3.75	5.40
RFB1010-180L	18	0.030	16	4.60	3.50	5.00
RFB1010-220L	22	0.042	15	4.10	3.30	4.70
RFB1010-270L	27	0.046	12	3.70	3.00	4.40
RFB1010-330L	33	0.055	11	3.40	2.80	4.10
RFB1010-390L	39	0.075	10.3	3.10	2.60	3.80
RFB1010-470L	47	0.082	9.5	2.80	2.40	3.50
RFB1010-560L	56	0.090	8.6	2.60	2.20	3.20

0200 85°C RFC0807BV



NEW!

Part number	Inductance $\pm 10\%$ (μ H)	DCR max (Ohms)	SRF typ (MHz)	Isat (A) 10% drop	I _{rms} (A)	
					20°C rise	40°C rise
RFC0807BV-393KE	39	0.240	11	2.85	1.05	1.45
RFC0807BV-473KE	47	0.267	10.6	2.55	0.95	1.35
RFC0807BV-563KE	56	0.303	9.7	2.35	0.90	1.25
RFC0807BV-683KE	68	0.338	8.4	2.30	0.87	1.20
RFC0807BV-823KE	82	0.376	8.0	2.13	0.85	1.15
RFC0807BV-104KE	100	0.440	7.1	1.98	0.75	1.05
RFC0807BV-124KE	120	0.486	6.7	1.76	0.70	0.98
RFC0807BV-154KE	150	0.560	5.3	1.62	0.68	0.90
RFC0807BV-184KE	180	0.640	4.4	1.42	0.65	0.87
RFC0807BV-224KE	220	0.850	4.1	1.32	0.60	0.82
RFC0807BV-274KE	270	0.960	3.6	1.20	0.50	0.70
RFC0807BV-334KE	330	1.09	3.4	1.08	0.47	0.68
RFC0807BV-394KE	390	1.54	3.3	1.03	0.45	0.63
RFC0807BV-474KE	470	1.65	2.9	0.90	0.40	0.55
RFC0807BV-564KE	560	1.85	2.7	0.85	0.38	0.52
RFC0807BV-684KE	680	2.48	2.5	0.77	0.32	0.44
RFC0807BV-824KE	820	2.83	2.1	0.68	0.30	0.40
RFC0807BV-105KE	1000	3.60	2.0	0.62	0.27	0.37
RFC0807BV-125KE	1200	3.73	1.7	0.56	0.25	0.35



Dimensions (inches mm)

Series	A max	B max	C	D	E
RFC0807B	0.35 8.80	0.30 7.50	0.024 0.60	0.197 5.0	0.197 5.0
RFC0807BV	0.35 8.80	0.30 7.50	0.024 0.60	0.197 5.0	0.197 5.0
RFB0807	0.35 8.80	0.30 7.50	0.024 0.60	0.157 4.0	0.197 5.0
RFB0810	0.37 9.50	0.45 11.5	0.024 0.60	0.157 4.0	0.197 5.0
RFB1010	0.43 11.0	0.45 11.5	0.031 0.80	0.157 4.0	0.236 6.0

0200
85°

RFC0810B



Partnumber	Inductance ±10% (µH)	DCR(Ohms)		SRF typ (MHz)	Isat (A)			Irms(A)	
		nom	max		10% drop	20% drop	30% drop	20°C rise	40°C rise
RFC0810B-333KE	33	0.065	0.075	9.0	3.50	3.96	4.25	2.10	3.00
RFC0810B-393KE	39	0.070	0.085	8.7	3.20	3.66	3.95	2.00	2.75
RFC0810B-473KE	47	0.080	0.095	7.5	2.90	3.33	3.60	1.85	2.60
RFC0810B-563KE	56	0.110	0.125	7.3	2.65	3.05	3.27	1.55	2.15
RFC0810B-683KE	68	0.120	0.140	6.3	2.45	2.80	3.02	1.50	2.10
RFC0810B-823KE	82	0.160	0.185	5.2	2.20	2.52	2.72	1.30	1.80
RFC0810B-104KE	100	0.185	0.210	5.0	2.00	2.27	2.43	1.20	1.70
RFC0810B-124KE	120	0.210	0.240	4.9	1.80	2.08	2.24	1.15	1.60
RFC0810B-154KE	150	0.280	0.325	4.1	1.60	1.86	2.01	1.00	1.40
RFC0810B-184KE	180	0.310	0.355	3.8	1.50	1.75	1.88	0.95	1.30
RFC0810B-224KE	220	0.400	0.460	3.0	1.30	1.55	1.67	0.82	1.15
RFC0810B-274KE	270	0.460	0.530	2.9	1.20	1.40	1.51	0.75	1.05
RFC0810B-334KE	330	0.520	0.600	2.6	1.10	1.27	1.40	0.70	1.00
RFC0810B-394KE	390	0.705	0.810	2.4	1.03	1.18	1.28	0.60	0.85
RFC0810B-474KE	470	0.795	0.915	2.2	0.93	1.06	1.15	0.58	0.80
RFC0810B-564KE	560	0.895	1.05	2.0	0.84	0.97	1.06	0.55	0.75
RFC0810B-684KE	680	1.15	1.30	1.7	0.78	0.90	0.96	0.48	0.66
RFC0810B-824KE	820	1.55	1.80	1.6	0.70	0.82	0.87	0.40	0.57
RFC0810B-105KE	1000	1.70	1.95	1.5	0.64	0.73	0.78	0.38	0.54
RFC0810B-125KE	1200	2.35	2.70	1.2	0.58	0.66	0.71	0.33	0.46
RFC0810B-155KE	1500	2.70	3.10	1.1	0.53	0.59	0.64	0.31	0.43
RFC0810B-185KE	1800	3.00	3.45	1.0	0.48	0.55	0.59	0.29	0.41
RFC0810B-225KE	2200	4.10	4.70	0.93	0.43	0.49	0.52	0.25	0.35
RFC0810B-275KE	2700	4.70	5.40	0.89	0.39	0.45	0.48	0.23	0.33
RFC0810B-335KE	3300	6.15	7.10	0.88	0.36	0.40	0.43	0.20	0.29
RFC0810B-395KE	3900	7.10	8.15	0.84	0.33	0.37	0.40	0.185	0.26
RFC0810B-475KE	4700	8.05	9.25	0.78	0.31	0.35	0.37	0.180	0.25
RFC0810B-565KE	5600	9.90	11.5	0.59	0.28	0.31	0.33	0.150	0.22
RFC0810B-685KE	6800	11.5	13.0	0.55	0.26	0.28	0.31	0.145	0.205
RFC0810B-825KE	8200	15.0	17.0	0.48	0.23	0.26	0.28	0.130	0.180
RFC0810B-106KE	10,000	17.0	19.5	0.45	0.21	0.23	0.25	0.122	0.170
RFC0810B-126KE	12,000	21.5	24.5	0.40	0.19	0.22	0.23	0.108	0.150
RFC0810B-156KE	15,000	24.5	27.0	0.36	0.17	0.20	0.21	0.100	0.142
RFC0810B-186KE	18,000	27.5	30.0	0.34	0.16	0.18	0.20	0.097	0.135

0200
85°

RFS1317



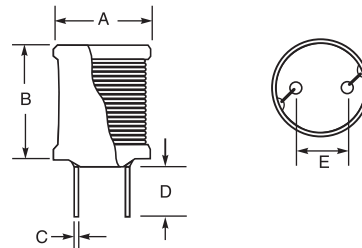
Partnumber	Inductance ±10%	DCRmax (Ohms)	SRF typ (MHz)	Isat(A)			Irms(A)	
				10% drop	20% drop	30% drop	20°C rise	40°C rise
RFS1317-273KL	27µH	0.033	20.95	5.2	6.4	7.2	4.10	5.70
RFS1317-333KL	33µH	0.050	18.18	4.5	5.7	6.4	3.55	4.85
RFS1317-473KL	47µH	0.055	12.93	3.9	4.7	5.4	3.20	4.50
RFS1317-683KL	68µH	0.068	6.49	3.1	3.8	4.3	3.00	4.05
RFS1317-823KL	82µH	0.071	5.03	2.8	3.6	4.0	2.75	3.90
RFS1317-104KL	100µH	0.079	3.45	2.6	3.2	3.6	2.65	3.65
RFS1317-124KL	120µH	0.110	3.18	2.4	2.9	3.2	2.20	3.15
RFS1317-154KL	150µH	0.144	2.92	2.2	2.6	2.9	2.05	2.90
RFS1317-184KL	180µH	0.172	2.27	1.9	2.4	2.7	1.85	2.65
RFS1317-224KL	220µH	0.239	2.03	1.7	2.1	2.4	1.50	2.05
RFS1317-274KL	270µH	0.263	1.66	1.7	1.9	2.2	1.50	2.05
RFS1317-334KL	330µH	0.286	1.55	1.5	1.7	2.0	1.40	1.90
RFS1317-394KL	390µH	0.317	1.39	1.3	1.6	1.8	1.35	1.85
RFS1317-474KL	470µH	0.409	1.20	1.3	1.4	1.6	1.10	1.60
RFS1317-564KL	560µH	0.524	1.12	1.1	1.3	1.5	0.95	1.35
RFS1317-684KL	680µH	0.617	0.955	1.0	1.2	1.4	0.86	1.20
RFS1317-824KL	820µH	0.834	0.827	0.89	1.0	1.2	0.75	1.04
RFS1317-105KL	1.0mH	1.02	0.725	0.83	1.0	1.1	0.68	0.97
RFS1317-125KL	1.2mH	1.19	0.647	0.72	0.94	1.0	0.60	0.81
RFS1317-155KL	1.5mH	1.36	0.599	0.66	0.82	0.91	0.59	0.78
RFS1317-185KL	1.8mH	1.49	0.566	0.60	0.78	0.87	0.54	0.74
RFS1317-225KL	2.2mH	2.01	0.496	0.56	0.69	0.77	0.45	0.62
RFS1317-275KL	2.7mH	2.22	0.439	0.51	0.62	0.70	0.43	0.61
RFS1317-335KL	3.3mH	2.38	0.435	0.46	0.61	0.68	0.41	0.57
RFS1317-395KL	3.9mH	3.38	0.373	0.41	0.51	0.57	0.34	0.49
RFS1317-475KL	4.7mH	3.68	0.352	0.38	0.48	0.54	0.33	0.46
RFS1317-565KL	5.6mH	4.03	0.320	0.34	0.44	0.49	0.32	0.46
RFS1317-685KL	6.8mH	5.43	0.288	0.32	0.40	0.45	0.26	0.38
RFS1317-825KL	8.2mH	5.88	0.274	0.31	0.39	0.44	0.25	0.35
RFS1317-106KL	10mH	6.55	0.254	0.28	0.33	0.37	0.24	0.35

0200
85°

RFC1010B



Partnumber	Inductance ±10% (µH)	DCR(Ohms)		SRF typ (MHz)	Isat (A)			Irms(A)	
		nom	max		10% drop	20% drop	30% drop	20°C rise	40°C rise
RFC1010B-683KE	68	0.100	0.115	5.6	3.20	3.67	3.94	1.80	2.40
RFC1010B-823KE	82	0.110	0.125	5.4	2.95	3.40	3.67	1.70	2.30
RFC1010B-104KE	100	0.130	0.150	4.7	2.65	3.03	3.27	1.60	2.15
RFC1010B-124KE	120	0.170	0.195	4.3	2.40	2.78	2.98	1.40	1.90
RFC1010B-154KE	150	0.200	0.230	4.0	2.20	2.50	2.70	1.30	1.75
RFC1010B-184KE	180	0.255	0.295	3.4	2.00	2.28	2.44	1.10	1.55
RFC1010B-224KE	220	0.290	0.335	3.1	1.85	2.08	2.25	1.05	1.45
RFC1010B-274KE	270	0.380	0.440	2.8	1.65	1.88	2.04	0.90	1.27
RFC1010B-334KE	330	0.435	0.500	2.6	1.50	1.72	1.84	0.85	1.18
RFC1010B-394KE	390	0.485	0.560	2.4	1.40	1.60	1.72	0.82	1.12
RFC1010B-474KE	470	0.630	0.725	2.1	1.25	1.42	1.53	0.72	1.00
RFC1010B-564KE	560	0.700	0.805	1.9	1.15	1.32	1.42	0.68	0.92
RFC1010B-684KE	680	0.965	1.11	1.7	1.05	1.18	1.26	0.58	0.78
RFC1010B-824KE	820	1.07	1.20	1.6	0.95	1.10	1.18	0.54	0.74
RFC1010B-105KE	1000	1.24	1.40	1.5	0.90	1.00	1.07	0.50	0.70
RFC1010B-125KE	1200	1.61	1.85	1.3	0.75	0.90	0.96	0.43	0.61
RFC1010B-155KE	1500	1.78	2.05	1.2	0.70	0.81	0.86	0.41	0.58
RFC1010B-185KE	1800	2.40	2.75	1.1	0.64	0.71	0.77	0.36	0.50
RFC1010B-225KE	2200	2.80	3.20	0.99	0.58	0.65	0.70	0.33	0.47
RFC1010B-275KE	2700	3.65	4.20	0.82	0.53	0.59	0.63	0.29	0.41
RFC1010B-335KE	3300	4.15	4.75	0.75	0.48	0.53	0.57	0.28	0.38
RFC1010B-395KE	3900	4.65	5.30	0.71	0.45	0.49	0.53	0.26	0.36
RFC1010B-475KE	4700	6.05	6.95	0.61	0.41	0.45	0.48	0.22	0.32
RFC1010B-565KE	5600	6.75	7.75	0.57	0.37	0.41	0.44	0.21	0.30
RFC1010B-685KE	6800	8.90	10.0	0.49	0.34	0.38	0.40	0.180	0.260
RFC1010B-825KE	8200	10.0	11.0	0.46	0.32	0.35	0.37	0.170	0.245
RFC1010B-106KE	10,000	14.0	15.5	0.43	0.29	0.31	0.33	0.150	0.210
RFC1010B-126KE	12,000	16.0	17.5	0.41	0.25	0.28	0.30	0.135	0.180
RFC1010B-156KE	15,000	18.0	19.5	0.38	0.23	0.26	0.28	0.130	0.170
RFC1010B-186KE	18,000	23.0	25.0	0.33	0.21	0.23	0.24	0.115	0.150



Dimensions (inches mm)

Series	A max	B max	C	D	E
RFC0810	0.37 9.50	0.45 11.5	0.024 0.60	0.197 5.0	0.197 5.0
RFC1010B	0.43 11.0	0.45 11.5	0.031 0.80	0.197 5.0	0.236 6.0
RFS1113	0.43 11.0	0.48 12.3	0.031 0.80	0.189 4.8	0.197 5.0
RFS1317	0.52 13.3	0.63 16.0	0.031 0.80	0.189 4.8	0.197 5.0
RFS1412	0.54 13.7	0.46 11.7	0.031 0.80	0.189 4.8	0.295 7.5

RFS1113



Partnumber	Inductance ±20% (µH)	DCR (Ohms)		SRF typ (MHz)	Isat (A)			Irms (A)	
		nom	max		10% drop	20% drop	30% drop	20°C rise	40°C rise
RFS1113-682ME	6.8	0.014	0.016	45.0	6.6	8.0	9.1	5.65	7.80
RFS1113-103ME	10	0.017	0.020	30.2	5.4	6.6	7.4	5.20	7.20
RFS1113-153ME	15	0.020	0.023	19.8	4.0	5.0	5.8	4.80	6.60
RFS1113-223ME	22	0.023	0.026	11.8	3.5	4.2	4.8	4.40	6.10
RFS1113-273ME	27	0.032	0.036	9.6	3.0	3.6	4.2	3.60	5.05
RFS1113-333ME	33	0.045	0.052	8.8	2.8	3.5	4.0	3.20	4.40
RFS1113-393ME	39	0.058	0.064	8.4	2.4	3.1	3.6	2.75	3.75
RFS1113-473ME	47	0.081	0.089	7.9	2.2	2.9	3.3	2.30	3.20
RFS1113-104ME	100	0.184	0.200	4.0	1.5	1.9	2.2	1.55	2.10
RFS1113-224ME	220	0.281	0.295	2.8	1.0	1.3	1.5	1.25	1.65
RFS1113-564ME	560	0.709	0.744	1.8	0.68	0.86	0.98	0.73	1.00
RFS1113-105ME	1000	1.80	1.89	1.3	0.51	0.63	0.73	0.46	0.60
RFS1113-275ME	2700	3.76	3.95	0.72	0.33	0.40	0.45	0.30	0.40

RFS1412



Partnumber	Inductance ±20% (µH)	DCR (Ohms)		SRF typ (MHz)	Isat (A)			Irms (A)	
		nom	max		10% drop	20% drop	30% drop	20°C rise	40°C rise
RFS1412-103ME	10±20%	0.018	0.018	36	6.2	7.4	8.1	5.80	7.90
RFS1412-153LE	15±15%	0.019	0.022	21	5.0	6.1	6.8	5.05	6.90
RFS1412-223KE	22±10%	0.029	0.032	13	4.4	5.2	5.7	4.05	5.60
RFS1412-333KE	33±10%	0.043	0.047	8.7	3.4	4.1	4.6	3.25	4.50
RFS1412-393KE	39±10%	0.060	0.066	7.7	3.1	3.9	4.3	2.85	3.90
RFS1412-473KE	47±10%	0.066	0.072	6.7	3.0	3.5	3.9	2.65	3.65
RFS1412-104KE	100±10%	0.083	0.091	5.1	2.0	2.4	2.6	2.35	3.25
RFS1412-224KE	220±10%	0.190	0.200	3.3	1.3	1.6	1.8	1.55	2.35
RFS1412-564KE	560±10%	0.484	0.508	1.8	0.82	1.0	1.1	0.92	1.28
RFS1412-105KE	1000±10%	1.01	1.06	1.3	0.63	0.76	0.84	0.64	0.86
RFS1412-106KE	10000±10%	9.58	9.87	0.36	0.20	0.25	0.27	0.20	0.28



Dual Inductors for Class-D

Coilcraft offers a unique selection of dual inductors that significantly improve performance and reduce board area with a compact, single shielded package. Good linearity and ultra low total losses minimize total harmonic distortion plus noise (THD+N). With no crosstalk between windings, their high efficiency makes them ideal for use in handheld audio devices, portable docking stations, high-end TV soundbars, active speakers and subwoofers and automotive stereo audio systems.



Q200 125° HA4158, JA4575, GA3416

Partnumber	Output (W)	Inductance ±10% (µH)	DCRmax (mOhms)	SRF typ (MHz)	Isat (A)			Irms (A)	
					10% drop	20% drop	30% drop	20°C rise	40°C rise
HA4158-ELD	68	10.0	13.0	21.5	6.0	6.7	7.1	4.0	6.0
JA4575-BLD	68	10.0	13.0	21.5	6.0	6.7	7.1	4.0	6.0
GA3416-CLD	60	10.0	21.0	23.6	8.6	8.7	8.8	3.0	4.3



Q200 125° YA9245 & ZA9336 NEW!

Partnumber	Inductance ±10%	DCRmax (Ohms)	SRF typ (MHz)	Isat (A)			Irms (A)	
				10% drop	20% drop	30% drop	20°C rise	40°C rise
YA9245-ALD	9.0	0.022	40	7.9	8.3	8.8	4.0	5.6
ZA9336-ALD	21.0	0.035	20	4.9	5.2	5.4	2.5	3.5



Q200 125° RA7231

Partnumber	Output (W)	Inductance ±10% (µH)	DCRmax (mOhms)	SRF typ (MHz)	Isat (A)			Irms (A)	
					10% drop	20% drop	30% drop	20°C rise	40°C rise
RA7231-ALD	40	5.0	6.0	34	15.5	16.6	17.6	7.6	10.6

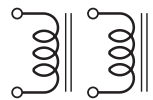
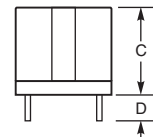
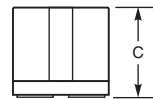
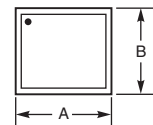
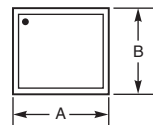


Q200 125° UA801x

Partnumber	Output (W)	Inductance ±10% (µH)	DCRmax (mOhms)	SRF typ (MHz)	Isat (A)			Irms (A)	
					10% drop	20% drop	30% drop	20°C rise	40°C rise
UA8013-ALD	100	7.0	6.6	40	12.0	12.5	13.2	6.5	9.0
UA8014-ALD	100	10.0	6.6	28	8.7	9.1	9.4	6.5	9.0

UA801x, HA4158, GA3416, RA7231, YA9245, ZA9336

JA4575



Dimensions (inches mm)

Series	A max	B max	C	D
GA3416	0.610 15.50	0.535 13.59	0.520 13.21	
HA4158	0.466 11.84	0.423 10.75	0.419 10.65	
JA4575	0.466 11.84	0.423 10.75	0.390 9.91	0.110 2.80
RA7231	0.610 15.50	0.551 14.00	0.630 16.00	
UA8013	0.610 15.50	0.551 14.00	0.630 16.00	
UA8014	0.610 15.50	0.551 14.00	0.630 16.00	
YA9245	0.486 11.84	0.423 10.75	0.453 11.5	
ZA9336	0.486 11.84	0.423 10.75	0.453 11.5	



SM Coupled Inductors

PFD2015

Part number	Inductance ±20%(µH)	DCRmax (Ohms)	SRFtyp (MHz)	Isat(A)			Irms(A)	
				10% drop	20% drop	30% drop	both windings	one winding
PFD2015-102MEC	1.0	0.165	380	0.85	1.10	1.30	0.800	1.13
PFD2015-122MEC	1.2	0.175	310	0.80	1.05	1.20	0.750	1.06
PFD2015-182MEC	1.8	0.294	265	0.70	0.85	1.00	0.490	0.690
PFD2015-272MEC	2.7	0.477	220	0.65	0.82	0.88	0.410	0.580
PFD2015-332MEC	3.3	0.670	180	0.57	0.71	0.77	0.370	0.525
PFD2015-472MEC	4.7	1.00	160	0.44	0.55	0.60	0.260	0.370
PFD2015-682MEC	6.8	1.75	130	0.37	0.42	0.47	0.187	0.265
PFD2015-822MEC	8.2	2.50	125	0.35	0.38	0.42	0.150	0.210
PFD2015-103MEC	10	3.40	110	0.30	0.34	0.37	0.130	0.185

PFD3215

Part number	Inductance ±20%(µH)	DCRmax (Ohms)	SRFtyp (MHz)	Isat(A)			Irms(A)	
				10% drop	20% drop	30% drop	both windings	one winding
PFD3215-391MEC	0.39	0.070	600	2.10	2.30	2.40	0.98	1.39
PFD3215-102MEC	1.0	0.123	400	1.35	1.55	1.65	0.85	1.20
PFD3215-182MEC	1.8	0.250	230	1.00	1.20	1.30	0.60	0.85
PFD3215-222MEC	2.2	0.265	270	0.95	1.05	1.15	0.57	0.81
PFD3215-332MEC	3.3	0.360	190	0.75	0.83	0.90	0.55	0.78
PFD3215-472MEC	4.7	0.450	175	0.65	0.75	0.80	0.51	0.72
PFD3215-682MEC	6.8	0.630	155	0.55	0.65	0.70	0.40	0.57
PFD3215-103MEC	10	1.25	110	0.45	0.50	0.55	0.27	0.38

LPD3015

Part number	Inductance ±20%(µH)	DCRmax (Ohms)	SRFtyp (MHz)	Isat(A)			Irms(A)	
				10% drop	20% drop	30% drop	both windings	one winding
LPD3015-391MRC	0.39	0.036	289	3.2	3.3	3.4	1.45	2.05
LPD3015-561MRC	0.56	0.040	235	2.7	2.8	2.8	1.37	1.94
LPD3015-102MRC	1.0	0.065	160	2.0	2.1	2.2	1.08	1.52
LPD3015-152MRC	1.5	0.102	140	1.6	1.7	1.8	0.86	1.20
LPD3015-182MRC	1.8	0.137	135	1.5	1.6	1.6	0.78	1.10
LPD3015-222MRC	2.2	0.150	110	1.5	1.6	1.6	0.75	1.05
LPD3015-332MRC	3.3	0.168	90	1.0	1.1	1.2	0.67	0.94
LPD3015-472MRC	4.7	0.252	79	0.86	0.87	0.88	0.54	0.76
LPD3015-682MRC	6.8	0.311	58	0.77	0.78	0.79	0.49	0.69
LPD3015-103MRC	10	0.520	48	0.58	0.59	0.60	0.38	0.53
LPD3015-153MRC	15	0.710	35	0.49	0.50	0.51	0.32	0.46
LPD3015-183MRC	18	0.775	33	0.46	0.47	0.48	0.31	0.44
LPD3015-223MRC	22	0.945	30	0.42	0.43	0.44	0.28	0.40
LPD3015-333MRC	33	1.42	23	0.34	0.35	0.36	0.23	0.32
LPD3015-473MRC	47	2.02	17	0.28	0.29	0.30	0.19	0.27
LPD3015-683MRC	68	3.06	14	0.24	0.25	0.26	0.16	0.22
LPD3015-104MRC	100	4.27	11	0.20	0.21	0.22	0.13	0.19
LPD3015-124MRC	120	4.64	9.0	0.19	0.20	0.20	0.13	0.18
LPD3015-154MRC	150	6.20	8.0	0.16	0.17	0.18	0.11	0.16
LPD3015-184MRC	180	8.66	7.5	0.15	0.16	0.17	0.10	0.14
LPD3015-224MRC	220	9.28	6.0	0.13	0.14	0.15	0.09	0.13
LPD3015-334MRC	330	13.85	5.0	0.11	0.12	0.12	0.07	0.10

LPD4012

Part number	Inductance ±20%(µH)	DCRmax (Ohms)	SRFtyp (MHz)	Isat(A)			Irms(A)	
				10% drop	20% drop	30% drop	both windings	one winding
LPD4012-331NRC	0.33±30%	0.021	255	5.2	5.4	5.6	1.87	2.65
LPD4012-561NRC	0.56±30%	0.042	185	3.7	3.8	3.9	1.30	1.84
LPD4012-821NRC	0.82±30%	0.050	130	3.2	3.3	3.4	1.21	1.72
LPD4012-152NRC	1.5±30%	0.093	86	2.50	2.81	2.91	1.15	1.62
LPD4012-222NRC	2.2±30%	0.118	70	2.30	2.40	2.50	0.95	1.35
LPD4012-332NRC	3.3±30%	0.160	48	1.80	1.90	2.00	0.75	1.06
LPD4012-472MRC	4.7±20%	0.250	39	1.70	1.80	1.90	0.65	0.92
LPD4012-562MRC	5.6±20%	0.560	32	1.60	1.70	1.80	0.55	0.78
LPD4012-682MRC	6.8±20%	0.265	31	1.20	1.52	1.63	0.60	0.86
LPD4012-822MRC	8.2±20%	0.300	29	1.10	1.20	1.30	0.55	0.78
LPD4012-103MRC	10±20%	0.375	25	0.98	1.00	1.10	0.50	0.71
LPD4012-153MRC	15±20%	0.570	21	0.90	0.92	0.93	0.43	0.60
LPD4012-223MRC	22±20%	0.815	15	0.70	0.82	0.84	0.34	0.48
LPD4012-333MRC	33±20%	0.915	12	0.37	0.57	0.58	0.31	0.44
LPD4012-473MRC	47±20%	1.26	8.8	0.33	0.39	0.40	0.28	0.39
LPD4012-683MRC	68±20%	1.62	7.8	0.27	0.36	0.37	0.25	0.36
LPD4012-823MRC	82±20%	1.83	7.3	0.27	0.27	0.29	0.23	0.31
LPD4012-104MRC	100±20%	2.38	6.1	0.22	0.28	0.29	0.20	0.27
LPD4012-124MRC	120±20%	2.77	5.3	0.21	0.26	0.27	0.19	0.27
LPD4012-154MRC	150±20%	3.45	4.6	0.18	0.26	0.27	0.17	0.23
LPD4012-184MRC	180±20%	4.38	4.1	0.16	0.21	0.23	0.14	0.18
LPD4012-224MRC	220±20%	5.62	3.3	0.15	0.16	0.17	0.12	0.17
LPD4012-334MRC	330±20%	8.50	2.8	0.13	0.16	0.16	0.10	0.14

LPD5010

Part number	Inductance ±20%(µH)	DCRmax (Ohms)	SRFtyp (MHz)	Isat(A)			Irms(A)	
				10% drop	20% drop	30% drop	both windings	one winding
LPD5010-681MRC	0.68	0.035	191	2.6	2.7	2.8	1.95	2.76
LPD5010-102MRC	1.0	0.050	150	2.1	2.1	2.2	1.50	2.12
LPD5010-152MRC	1.5	0.075	134	1.7	1.8	1.8	1.20	1.70
LPD5010-222MRC	2.2	0.100	108	1.5	1.6	1.6	1.10	1.56
LPD5010-332MRC	3.2	0.135	83	1.2	1.3	1.3	0.95	1.34
LPD5010-472MRC	4.7	0.200	68	0.98	1.0	1.1	0.75	1.06
LPD5010-562MRC	5.6	0.225	60	0.90	0.93	0.94	0.70	0.99
LPD5010-682MRC	6.8	0.265	55	0.83	0.86	0.87	0.60	0.85
LPD5010-822MRC	8.2	0.350	50	0.74	0.77	0.78	0.50	0.71
LPD5010-103MRC	10	0.390	46	0.67	0.69	0.70	0.50	0.71
LPD5010-153MRC	15	0.595	33	0.53	0.55	0.56	0.42	0.59
LPD5010-223MRC	22	0.790	26	0.45	0.47	0.48	0.35	0.49
LPD5010-333MRC	33	1.250	23	0.37	0.38	0.39	0.30	0.42
LPD5010-473MRC	47	1.740	17.0	0.31	0.32	0.33	0.25	0.35
LPD5010-683MRC	68	2.550	14.9	0.25	0.26	0.27	0.19	0.26
LPD5010-104MRC	100	4.000	11.2	0.21	0.22	0.22	0.15	0.21
LPD5010-154MRC	150	5.850	9.9	0.17	0.17	0.18	0.12	0.16
LPD5010-224MRC	220	7.600	8.05	0.14	0.15	0.15	0.11	0.15

Q200
85°

LPD5030



Part number	Inductance (μ H)	DCRmax (Ohms)	SRFtyp (MHz)	Isat (A)			Irms (A)	
				10% drop	20% drop	30% drop	both windings	one winding
LPD5030-102MRC	10 \pm 30%	0.021	153	4.30	4.49	4.67	2.20	3.11
LPD5030-152MRC	15 \pm 20%	0.024	118	3.90	4.20	4.30	2.05	2.90
LPD5030-222MRC	22 \pm 20%	0.034	87.0	2.80	2.98	3.07	1.95	2.76
LPD5030-332MRC	3.2 \pm 20%	0.039	61.0	2.50	2.70	2.80	1.70	2.40
LPD5030-472MRC	4.7 \pm 20%	0.056	49.0	2.10	2.20	2.20	1.40	1.98
LPD5030-562MRC	5.6 \pm 20%	0.063	44.0	1.80	1.80	1.89	1.35	1.91
LPD5030-682MRC	6.8 \pm 20%	0.080	40.0	1.40	1.48	1.48	1.20	1.70
LPD5030-103MRC	10 \pm 20%	0.105	28.0	1.20	1.20	1.20	1.05	1.48
LPD5030-153MRC	15 \pm 20%	0.149	23.0	1.00	1.17	1.17	0.85	1.20
LPD5030-223MRC	22 \pm 20%	0.226	17.0	0.89	0.98	0.98	0.70	0.99
LPD5030-333MRC	33 \pm 20%	0.283	16.0	0.63	0.77	0.78	0.60	0.85
LPD5030-473MRC	47 \pm 20%	0.403	12.0	0.59	0.63	0.65	0.50	0.71
LPD5030-683MRC	68 \pm 20%	0.565	9.00	0.50	0.54	0.55	0.43	0.61
LPD5030-104MRC	100 \pm 20%	0.895	8.44	0.47	0.54	0.56	0.33	0.47
LPD5030-154MRC	150 \pm 20%	1.215	6.72	0.38	0.43	0.45	0.28	0.40
LPD5030-224MRC	220 \pm 20%	1.650	5.53	0.31	0.35	0.36	0.24	0.34
LPD5030-334MRC	330 \pm 20%	2.680	4.17	0.25	0.25	0.32	0.18	0.25
LPD5030-474MRC	470 \pm 20%	3.755	3.52	0.21	0.24	0.26	0.15	0.21
LPD5030-684MRC	680 \pm 20%	5.400	2.93	0.17	0.2	0.21	0.13	0.18
LPD5030-105MRC	1000 \pm 20%	8.250	2.33	0.15	0.17	0.17	0.10	0.14

LPD5030V High Isolation



Part number	Inductance \pm 20% (μ H)	DCRmax (Ohms)	SRFtyp (MHz)	K typ	LeakL typ (μ H)	Isat (A) 30% drop	Irms (A)	
							both windings	one winding
LPD5030V-472MRC	4.7	0.322	55.0	0.97	0.109	1.90	0.65	0.92
LPD5030V-682MRC	6.8	0.395	49.9	0.97	0.109	1.55	0.59	0.83
LPD5030V-103MRC	10	0.490	37.1	0.97	0.130	1.30	0.54	0.76
LPD5030V-333MRC	33	0.895	19.2	0.98	0.195	0.67	0.43	0.61
LPD5030V-473MRC	47	1.40	16.0	0.98	0.300	0.50	0.35	0.50
LPD5030V-154MRC	150	3.82	8.1	0.98	0.456	0.31	0.18	0.25
LPD5030V-224MRC	220	5.25	6.5	>0.99	0.541	0.24	0.16	0.22

Q200
125°

LPD6235



Part number	Inductance \pm 20% (μ H)	DCRmax (Ohms)	SRFtyp (MHz)	Isat (A)			Irms (A)	
				10% drop	20% drop	30% drop	both windings	one winding
LPD6235-682MRC	6.8	0.060	31	2.80	3.00	3.12	1.40	1.98
LPD6235-103MRC	10	0.079	27	2.50	2.70	2.80	1.30	1.83
LPD6235-223MRC	22	0.150	15	1.50	1.67	1.73	0.85	1.20
LPD6235-473MRC	47	0.315	9.7	0.90	0.98	0.99	0.60	0.85
LPD6235-104MRC	100	0.60	7.0	0.62	0.72	0.74	0.40	0.56
LPD6235-474MRC	470	1.75	3.0	0.18	0.22	0.23	0.25	0.35
LPD6235-105MRC	1000	3.50	1.9	0.12	0.14	0.15	0.15	0.21
LPD6235-155MRC	1500	5.40	1.5	0.12	0.12	0.13	0.14	0.20
LPD6235-205MRC	2000	8.00	1.3	0.08	0.11	0.12	0.11	0.16

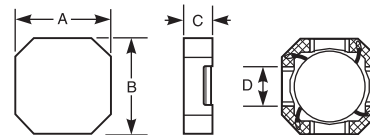
Q200
85°

LPD8035V High Isolation

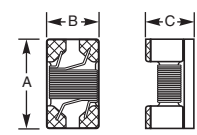


Part number	Inductance \pm 20% (μ H)	DCR max (Ohms)	SRF typ (MHz)	K typ	Leak L max	Isat (A) 30% drop	Irms (A)	
							both windings	one winding
LPD8035V-472MRC	4.7	0.140	45.6	0.97	0.150	2.7	1.15	1.62
LPD8035V-562MRC	5.6	0.150	41.4	0.97	0.180	2.5	1.03	1.45
LPD8035V-822MRC	8.2	0.190	31.1	0.97	0.210	2.0	0.95	1.35
LPD8035V-103MRC	10	0.185	28.8	0.98	0.250	2.0	0.92	1.30
LPD8035V-223MRC	22	0.359	18.0	0.98	0.305	1.3	0.63	0.89
LPD8035V-333MRC	33	0.660	13.2	0.99	0.350	1.0	0.52	0.73
LPD8035V-473MRC	47	0.696	12.4	0.99	0.410	0.54	0.47	0.67
LPD8035V-563MRC	56	0.784	11.5	0.99	0.440	0.49	0.42	0.60
LPD8035V-683MRC	68	0.890	10.9	0.99	0.475	0.45	0.40	0.57
LPD8035V-823MRC	82	0.98	10.0	0.99	0.510	0.42	0.38	0.54
LPD8035V-104MRC	100	1.45	9.55	0.99	0.565	0.39	0.31	0.44
LPD8035V-124MRC	120	1.68	8.67	0.99	0.775	0.35	0.30	0.42
LPD8035V-154MRC	150	1.90	7.60	0.99	0.820	0.31	0.28	0.39

LPD3015, LPD4012, LPD50xx, LPD6235



PFD2015, PFD3215



Dimensions (inches mm)

Series	A max	B max	C	D
LPD3015	0.121 3.07	0.121 3.07	0.059 1.5	0.039 0.99
LPD4012	0.158 4.02	0.158 4.02	0.0473 1.2	0.060 1.52
LPD5010	0.189 4.80	0.189 4.80	0.039 1.0	0.060 1.52
LPD5030	0.189 4.80	0.189 4.80	0.118 3.0	0.060 1.52
LPD5030V	0.192 4.876	0.192 4.876	0.118 3.0	0.060 1.52
LPD6235	0.239 6.08	0.239 6.08	0.138 3.5	0.079 2.00
PFD2015	0.090 2.29	0.060 1.52	0.059 1.5	
PFD3215	0.131 3.32	0.092 2.33	0.059 1.5	

0200
85°

MSD7342



NEW!

Part number	Inductance ±20%(µH)	DCRmax (Ohms)	SRF typ (MHz)	K typ	LeakL typ(µH)	Isat(A) 30%drop	Irms(A)	
							both windings	one winding
MSD7342-252MLC	2.5	0.033	55	0.97	0.14	6.3	2.17	3.06
MSD7342-332MLC	3.3	0.037	43	0.99	0.09	5.4	2.05	2.89
MSD7342-472MLC	4.7	0.051	35	0.99	0.11	4.6	1.74	2.46
MSD7342-562MLC	5.6	0.063	32	0.99	0.09	4.2	1.57	2.22
MSD7342-682MLC	6.8	0.070	30	0.99	0.14	3.9	1.49	2.10
MSD7342-822MLC	8.2	0.075	27	0.98	0.25	3.5	1.44	2.03
MSD7342-103MLC	10	0.100	22	0.98	0.30	3.0	1.24	1.76
MSD7342-123MLC	12	0.120	20	0.98	0.36	2.7	1.14	1.61
MSD7342-153MLC	15	0.130	18	0.98	0.49	2.4	1.09	1.54
MSD7342-183MLC	18	0.170	15	>0.99	0.16	2.3	0.95	1.35
MSD7342-223MLC	22	0.220	13.5	>0.99	0.20	2.1	0.84	1.19
MSD7342-273MLC	27	0.250	12.0	>0.99	0.20	1.9	0.79	1.11
MSD7342-333MLC	33	0.270	11.0	>0.99	0.15	1.7	0.76	1.07
MSD7342-393MLC	39	0.380	10.0	0.99	0.70	1.5	0.64	0.90
MSD7342-473MLC	47	0.420	9.5	>0.99	0.30	1.4	0.61	0.86
MSD7342-563MLC	56	0.460	8.7	>0.99	0.51	1.3	0.58	0.82
MSD7342-683MLC	68	0.600	7.3	>0.99	0.51	1.2	0.51	0.72
MSD7342-823MLC	82	0.680	6.2	0.99	1.17	1.1	0.48	0.67
MSD7342-104MLC	100	0.770	5.5	>0.99	0.96	0.98	0.45	0.63
MSD7342-124MLC	120	1.03	4.5	>0.99	0.61	0.90	0.39	0.55
MSD7342-154MLC	150	1.35	4.0	>0.99	0.54	0.80	0.34	0.48
MSD7342-184MLC	180	1.52	3.8	>0.99	0.75	0.73	0.32	0.45
MSD7342-224MLC	220	1.72	3.5	>0.99	1.43	0.66	0.30	0.42
MSD7342-274MLC	270	2.41	3.3	>0.99	1.56	0.60	0.25	0.36
MSD7342-334MLC	330	2.70	3.0	>0.99	1.65	0.54	0.24	0.34
MSD7342-394MLC	390	3.05	2.8	0.99	4.73	0.50	0.23	0.32
MSD7342-474MLC	470	4.00	2.6	0.99	5.50	0.46	0.20	0.28
MSD7342-564MLC	560	4.43	2.5	>0.99	4.85	0.42	0.19	0.26
MSD7342-684MLC	680	5.00	2.3	0.99	7.59	0.38	0.18	0.25
MSD7342-824MLC	820	6.80	2.2	>0.99	8.01	0.35	0.15	0.21
MSD7342-105MLC	1000	7.80	2.0	>0.99	8.69	0.31	0.14	0.20

0200
125°

MSD1260H High Isolation†



NEW!

Part number	Inductance (µH)	DCR max (Ohms)	SRF typ (MHz)	K typ	Leak L typ	Isat (A)			Irms (A)	
						10% drop	20% drop	30% drop	both windings	one winding
MSD1260H-222MED	22±20%	0.017	57	0.97	0.14	10.1	11.8	13.0	4.5	6.3
MSD1260H-332MED	33±20%	0.020	48	0.97	0.17	8.3	9.6	10.7	4.1	5.7
MSD1260H-472MED	47±20%	0.023	40	0.98	0.18	6.9	8.1	8.9	3.8	5.3
MSD1260H-562MED	56±20%	0.030	36	0.98	0.18	6.3	7.4	8.2	3.5	4.8
MSD1260H-682MED	6.8±20%	0.033	31	0.98	0.19	5.7	6.7	7.4	3.1	4.3
MSD1260H-822MED	82±20%	0.036	28	0.98	0.20	5.2	6.1	6.8	2.9	4.0
MSD1260H-103MED	10±20%	0.045	24	0.98	0.22	4.7	5.5	6.1	2.6	3.6
MSD1260H-123MED	12±20%	0.050	22	0.98	0.23	4.3	5.0	5.6	2.5	3.4
MSD1260H-153MED	15±20%	0.059	19	0.98	0.25	3.9	4.5	5.0	2.3	3.2
MSD1260H-183MED	18±20%	0.071	17	0.98	0.27	3.5	4.1	4.6	2.1	2.9
MSD1260H-223MED	22±20%	0.083	15	0.98	0.29	3.2	3.7	4.1	1.9	2.6
MSD1260H-273MED	27±20%	0.093	13	0.98	0.29	2.9	3.4	3.7	1.8	2.5
MSD1260H-333MED	33±20%	0.118	12	0.98	0.32	2.6	3.0	3.4	1.6	2.2
MSD1260H-393MED	39±20%	0.132	11	0.98	0.34	2.4	2.8	3.1	1.5	2.1
MSD1260H-473MED	47±20%	0.143	10.5	0.98	0.38	2.2	2.5	2.8	1.4	1.9
MSD1260H-563MED	56±20%	0.186	9.5	0.98	0.38	2.0	2.3	2.6	1.3	1.8
MSD1260H-683MED	68±20%	0.209	8.5	0.98	0.45	1.8	2.1	2.3	1.2	1.7
MSD1260H-823MED	82±20%	0.270	7.5	0.98	0.45	1.7	1.9	2.1	1.08	1.5
MSD1260H-104MED	100±20%	0.310	7.0	0.98	0.48	1.5	1.7	1.9	0.95	1.3
MSD1260H-124KED	120±10%	0.345	6.4	0.98	0.50	1.4	1.6	1.8	0.85	1.2
MSD1260H-154KED	150±10%	0.465	5.4	0.98	0.56	1.2	1.5	1.6	0.75	1.1
MSD1260H-184KED	180±10%	0.525	5.0	0.98	0.66	1.1	1.3	1.4	0.65	0.91
MSD1260H-224KED	220±10%	0.680	4.4	0.98	0.88	1.0	1.2	1.3	0.60	0.84
MSD1260H-274KED	270±10%	0.783	4.0	0.98	1.1	0.91	1.1	1.2	0.55	0.77
MSD1260H-334KED	330±10%	0.916	3.6	0.98	1.1	0.83	0.96	1.1	0.52	0.73
MSD1260H-394KED	390±10%	1.155	3.3	0.98	1.1	0.76	0.89	0.98	0.50	0.70
MSD1260H-474KED	470±10%	1.330	3.0	0.98	1.2	0.69	0.81	0.89	0.45	0.63
MSD1260H-564KED	560±10%	1.738	2.8	0.98	1.6	0.63	0.74	0.82	0.40	0.56
MSD1260H-684KED	680±10%	0.916	3.6	0.98	1.1	0.83	0.96	1.1	0.52	0.73
MSD1260H-824KED	820±10%	2.013	2.4	0.98	1.9	0.57	0.67	0.74	0.36	0.50
MSD1260H-824KED	820±10%	2.280	2.3	0.98	2.6	0.52	0.61	0.68	0.32	0.45
MSD1260H-105KED	1000±10%	2.950	2.1	0.98	3.8	0.47	0.55	0.61	0.28	0.39

0200
125°

MSD1038V High Isolation†



NEW!

Part number	Inductance ±20%(µH)	DCRmax (Ohms)	SRF typ (MHz)	K typ	LeakL typ(µH)	Isat(A) 30%drop	Irms(A)	
							both windings	one winding
MSD1038V-103MEC	10	0.108	26.0	≥0.95	0.5	4.7	2.75	3.90
MSD1038V-223MEC	22	0.240	16.5	≥0.96	0.7	3.1	1.30	1.80
MSD1038V-333MEC	33	0.340	13.0	≥0.96	0.8	2.6	1.00	1.45
MSD1038V-473MEC	47	0.460	11.0	≥0.96	0.9	2.2	0.92	1.30
MSD1038V-683MEC	68	0.690	9.0	≥0.96	1.0	1.8	0.78	1.10
MSD1038V-104MEC	100	0.950	7.5	≥0.96	1.2	1.5	0.67	0.95
MSD1038V-124MEC	120	1.150	6.8	≥0.96	1.3	1.3	0.53	0.75
MSD1038V-154MEC	150	1.350	6.0	≥0.96	1.5	1.2	0.46	0.65

0200
125°

MSD1278H†



NEW!

Part number	Inductance (µH)	DCR max (Ohms)	SRF typ (MHz)	K typ	Leak L typ	Isat (A)			Irms (A)	
						10% drop	20% drop	30% drop	both windings	one winding
MSD1278H-472MED	47±20%	0.022	30	0.98	0.35	10.2	11.6	12.7	5.11	7.14
MSD1278H-652MED	65±20%	0.025	26	0.98	0.38	9.2	10.4	11.5	4.80	6.74
MSD1278H-822MED	82±20%	0.030	23	0.98	0.41	8.3	9.3	10.2	4.32	6.15
MSD1278H-103MED	10±20%	0.036	20	0.98	0.46	7.1	8.0	8.8	4.01	5.56
MSD1278H-123MED	12±20%	0.037	18	0.98	0.53	6.6	7.5	8.3	3.87	5.47
MSD1278H-153MED	15±20%	0.048	16	0.99	0.55	6.0	6.8	7.5	3.42	4.77
MSD1278H-183MED	18±20%	0.051	14	0.99	0.64	5.5	6.3	6.8	3.28	4.67
MSD1278H-223MED	22±20%	0.068	12	0.99	0.72	5.1	5.6	6.2	2.88	4.06
MSD1278H-273MED	27±20%	0.078	11	0.99	0.80	4.6	5.1	5.6	2.70	3.91
MSD1278H-333MED	33±20%	0.086	10	0.99	0.85	4.2	4.6	5.1	2.54	3.66
MSD1278H-393MED	39±20%	0.110	8.7	0.99	1.0	3.8	4.3	4.7	2.22	3.12
MSD1278H-473MED	47±20%	0.127	8.1	0.99	1.1	3.6	3.9	4.4	1.47	2.94
MSD1278H-563MED	56±20%	0.140	7.5	0.99	1.3	3.3	3.6	4.0	1.98	2.75
MSD1278H-683MED	68±20%	0.155	7.0	0.99	1.4	3.0	3.2	3.6	1.91	2.65
MSD1278H-823MED	82±20%	0.206	6.3	0.99	1.6	2.7	2.9	3.3	1.63	2.34
MSD1278H-104KED	100±10%	0.230	5.5	>0.99	1.8	2.4	2.6	3.0	1.53	2.25
MSD1278H-124KED	120±10%	0.307	4.8	0.99	2.0	2.2	2.4	2.7	1.33	1.87
MSD1278H-154KED	150±10%	0.355	4.4	>0.99	2.2	2.0	2.2	2.4	1.26	1.79
MSD1278H-184KED	180±10%	0.470	4.2	>0.99	2.5	1.8	2.0	2.2	1.07	1.54
MSD1278H-224KED	220±10%	0.540	3.8	>0.99	2.8	1.6	1.8	2.0	1.00	1.41
MSD1278H-274KED	270±10%	0.735	3.2	>0.99	3.1	1.5	1.6	1.8	0.87	1.25
MSD1278H-334KED	330±10%	0.815	2.8	0.99	3.4	1.3	1.4	1.6	0.83	1.16
MSD1278H-394KED	390±10%	0.910	2.7	>0.99	3.6	1.2	1.3	1.5	0.79	1.12
MSD1278H-474KED	470±10%	1.185	2.3	>0.99	4.2	1.1	1.2	1.4	0.68	0.95
MSD1278H-564KED	560±10%	1.350	2.2	>0.99	4.6	1.0	1.1	1.3	0.64	0.90
MSD1278H-684KED	680±10%	1.780	1.8	>0.99	5.0	0.9	1.0	1.1	0.61	0.79
MSD1278H-824KED	820±10%	2.000	1.7	>0.99	5.5	0.82	0.92	1.0	0.51	0.74
MSD1278H-105KED	1000±10%	2.350	1.6	>0.99	5.8	0.75	0.83	0.92	0.49	0.69

0200
125°

MSD1048H†



NEW!

Part number	Inductance ±20%(µH)	DCRmax (Ohms)	SRF typ (MHz)	K typ	LeakL typ(µH)	Isat(A) 30%drop	Irms(A)	
							both windings	one winding
MSD1048H-222NED	22±30%	0.022	55	>0.95	0.30	9.1	3.20	4.60
MSD1048H-103MED								

MSD1583



Part number	Inductance (µH)	DCRmax (Ohms)	SRF typ (MHz)	K typ	LeakL typ(µH)	Isat(A) 30%drop	Irms(A)	
							both windings	one winding
MSD1583-103MED	10 ±20%	0.016	16.0	0.98	0.33	14.5	3.68	5.20
MSD1583-123MED	12 ±20%	0.019	14.5	0.98	0.36	13.2	3.54	5.00
MSD1583-153MED	15 ±20%	0.023	12.0	0.99	0.38	11.8	3.18	4.50
MSD1583-183MED	18 ±20%	0.024	11.5	0.99	0.40	10.8	3.04	4.30
MSD1583-223MED	22 ±20%	0.033	10.5	0.99	0.40	9.80	2.44	3.45
MSD1583-333MED	33 ±20%	0.048	8.0	0.99	0.54	8.00	2.16	3.05
MSD1583-473MED	47 ±20%	0.058	7.1	0.99	0.46	6.70	1.98	2.80
MSD1583-683MED	68 ±20%	0.083	5.7	0.99	0.79	5.50	1.56	2.20
MSD1583-104KED	100 ±10%	0.130	5.1	>0.99	0.59	4.60	1.24	1.75
MSD1583-154KED	150 ±10%	0.190	3.7	>0.99	0.70	3.75	1.06	1.50
MSD1583-224KED	220 ±10%	0.230	3.2	>0.99	0.89	3.10	0.92	1.30
MSD1583-474KED	470 ±10%	0.520	2.2	>0.99	1.16	2.12	0.65	0.92
MSD1583-105KED	1000 ±10%	1.200	1.6	>0.99	2.02	1.45	0.42	0.60

MSD1514



Part number	Inductance (µH)	DCRmax (Ohms)	SRF typ (MHz)	K typ	LeakL typ(µH)	Isat(A) 30%drop	Irms(A)	
							both windings	one winding
MSD1514-252MED	2.5±20%	0.012	34.0	0.97	0.20	30.5	6.0	7.8
MSD1514-472MED	4.7±20%	0.014	25.0	0.98	0.20	23.7	5.4	7.6
MSD1514-103MED	10±20%	0.018	16.5	0.99	0.40	16.2	4.8	6.8
MSD1514-123MED	12±20%	0.022	14.5	0.99	0.40	14.8	4.7	6.6
MSD1514-153MED	15±20%	0.028	11.0	>0.99	0.42	13.3	4.1	5.8
MSD1514-223MED	22±20%	0.036	10.0	>0.99	0.45	11.0	3.6	5.1
MSD1514-273MED	27±20%	0.039	8.50	>0.99	0.45	9.90	3.5	4.7
MSD1514-333MED	33±20%	0.052	7.20	>0.99	0.45	9.00	3.0	3.9
MSD1514-473MED	47±20%	0.075	5.60	>0.99	0.55	7.50	2.6	3.45
MSD1514-683MED	68±20%	0.090	5.20	>0.99	0.55	6.20	2.2	3.20
MSD1514-104KED	100±10%	0.126	3.80	>0.99	0.55	5.15	2.0	2.50
MSD1514-224KED	220±10%	0.287	2.30	>0.99	0.70	3.50	1.3	1.70
MSD1514-334KED	330±10%	0.367	2.10	>0.99	0.80	2.83	1.2	1.55
MSD1514-474KED	470±10%	0.550	1.65	>0.99	1.2	2.40	0.92	1.30
MSD1514-105KED	1000±10%	1.25	1.10	>0.99	2.0	1.63	0.66	0.77

MSC1278



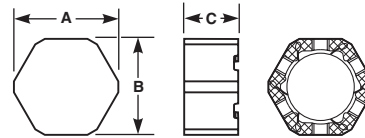
Part number	Inductance (µH)	DCR max (Ohms)	SRF typ (MHz)	K typ	Leak L typ	Isat (A)			Irms (A)	
						10% drop	20% drop	30% drop	both windings	one winding
MSC1278-103MLD	10±20%	0.058	20	0.80	2.75	8.80	10.0	10.66	2.56	3.62
MSC1278-223KLD	22±10%	0.096	12	0.82	5.85	6.00	6.80	7.26	1.99	2.81
MSC1278-333KLD	33±10%	0.15	9.5	0.85	10.1	5.50	6.10	6.52	1.59	2.25
MSC1278-473KLD	47±10%	0.18	7.8	0.83	14.5	3.70	4.34	4.60	1.45	2.05

LPH8045



Part number	Inductance ±20% (µH)	DCR(Ohms)		SRF typ (MHz)	Isat (A)			Irms (A)	
		nom	max		10% drop	20% drop	30% drop	20°C rise	40°C rise
LPH8045-682MRC	6.8	0.208	0.223	31.0	3.30	3.72	3.90	0.95	1.30
LPH8045-822MRC	8.2	0.228	0.250	27.4	3.00	3.40	3.65	0.92	1.26
LPH8045-103MRC	10	0.241	0.261	25.0	2.65	3.10	3.35	0.90	1.21
LPH8045-153MRC	15	0.306	0.331	18.9	2.30	2.65	2.90	0.80	1.09
LPH8045-223MRC	22	0.390	0.395	15.0	1.70	1.90	2.10	0.65	0.89

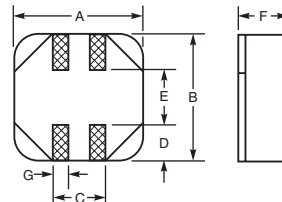
LPH8045



Dimensions (inches mm)

Series	A max	B max	C
LPH8045	0.350 8,90	0.318 8,05	0.185 4,70

MSC1278, MSD12xx, MSD15xx, MSD7342, MSD1038V, MSD1048H



Dimensions (inches mm)

Series	A max	B max	C	D	E	F	G
MSD1038V	0.405 10,3	0.405 10,3	0.118 3,0	0.079 2,0	0.228 5,8	0.158 4,0	0.039 1,0
MSD1048H	0.406 10,3	0.406 10,3	0.118 3,0	0.079 2,0	0.228 5,8	0.197 5,0	0.039 1,0
MSC1278	0.484 12,3	0.484 12,3	0.197 5,0	0.138 3,5	0.197 5,0	0.317 8,05	0.059 1,5
MSD1260H	0.484 12,3	0.484 12,3	0.244 6,2	0.138 3,5	0.197 5,0	0.197 5,0	0.059 1,5
MSD1278H	0.484 12,3	0.484 12,3	0.197 5,0	0.138 3,5	0.197 5,0	0.317 8,05	0.059 1,5
MSD1514	0.787 15,5	0.787 15,5	0.220 5,6	0.130 3,3	0.331 8,2	0.559 14,2	0.074 1,9
MSD1583	0.610 15,5	0.610 15,5	0.220 5,6	0.126 3,2	0.331 8,4	0.339 8,6	0.075 1,9
MSD7342	0.295 7,5	0.295 7,5	0.091 2,3	0.063 1,6	0.150 3,8	0.181 4,6	0.028 0,7



Common Mode EMI/RFI Filters

Coilcraft offers EMI/RFI common mode chokes for the suppression of radiated and/or conducted EMI. Data/signal line filters such as our **USB** Family dramatically suppress common mode noise with minimal impact on high-speed differential signals. The **PFD**, **LPD** and **MSD** parts can be used to attenuate common-mode or differential-mode noise in both data and power line applications. Power line chokes like the **CMT** and **BU** Series reduce common mode noise from AC power.

Data Line Common Mode EMI Chokes

The **CJ5100**, **CQ7584**, and **CR7856** surface mount data line common mode chokes are designed to attenuate up to 100 MHz common mode noise. The **PDLF** Series can reduce noise by a factor of 32 from 15 MHz to 300 MHz and are available in 2, 3 and 4 line versions. The **PTRF** Series is optimized for FCC and ITU-T (formerly CCITT) requirements. These parts provide 15 to 25 dB attenuation, greater than 1000 Ohms impedance and 1500 V isolation between windings. **M2022** can suppress common mode noise up to 500 MHz in a compact 1812 package.

CJ5100, CQ7584, CR7856



Part number	Common mode peak impedance max (kOhms)	Cutoff frequency (MHz)	Inductance (mH)		DCR max (Ohms)	Isolation (Vrms)	I _{rms} (mA)
			nom	min			
CJ5100-AL	4.49 @ 9.9 MHz	920	0.47	0.329	0.24	500	850
CQ7584-AL	6.81 @ 4.1 MHz	760	2.20	1.54	0.40	500	650
CR7856-AL	11.11 @ 1.9 MHz	460	4.70	3.29	1.3	500	470

PTRF



Part number	Lines	Common mode peak impedance (kOhms)	Cutoff frequency (MHz)	Inductance min (μH)	DCR max (mOhms)	Isolation (Vrms)	Current (mA)
PTRF4000LC	2	0.851 @ 12 MHz	41	35	135	1500	500

DFT4532



NEW!

Part number	Common mode impedance max (kOhms)	Cutoff frequency (MHz)	Inductance (mH)		DCR max (Ohms)	Isolation (Vrms)	I _{rms} (mA)
			nom	min			
DFT4532-513BLC	2.01 @ 61 MHz	670	0.051	0.0357	0.320	250	370
DFT4532-513SLC	1.92 @ 99 MHz	28	0.051	0.0357	0.320	250	370
DFT4532-104BLC	0.64 @ 9.7 MHz	900	0.100	0.070	0.200	250	500
DFT4532-224BLC	1.40 @ 13 MHz	650	0.220	0.154	0.270	250	400
DFT4532-334BLC	1.96 @ 9.6 MHz	520	0.330	0.231	0.320	250	370
DFT4532-474BLC	3.04 @ 9.6 MHz	490	0.470	0.329	0.380	250	350

M2022



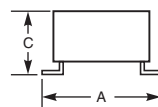
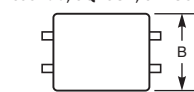
Part number	Common mode impedance max (kOhms)	Cutoff frequency (MHz)	Inductance min (μH)	DCR max (mOhms)	Isolation (Vrms)	Current (mA)
M2022-ALPLC	40.0 @ 160 MHz	120	4.0 ±10%	990	50	500
M2022-ASLC	32.0 @ 66 MHz	140	11.5	850	50	500

DFT7160

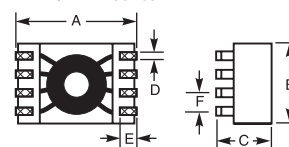


Part number	Common mode impedance max (kOhms)	Cutoff frequency (MHz)	Inductance (mH)		DCR max (Ohms)	Isolation (Vrms)	I _{rms} (mA)
			nom	min			
DFT7160-513SLC	3.97 @ 69 MHz	25	0.0357	0.300	250	700	700
DFT7160-513BLC	4.00 @ 55 MHz	570	0.0357	0.300	250	700	700
DFT7160-474BLC	2.42 @ 7.5 MHz	410	0.329	0.210	250	1000	900
DFT7160-105BLC	3.12 @ 6.0 MHz	420	0.700	0.210	250	900	900
DFT7160-225BLC	6.66 @ 4.7 MHz	670	1.54	0.500	250	600	600
DFT7160-475BLC	13.47 @ 3.0 MHz	440	3.29	0.600	250	500	500

CJ5100, CQ7584, CR7856, DFT7160



PDLF / PTRF Series

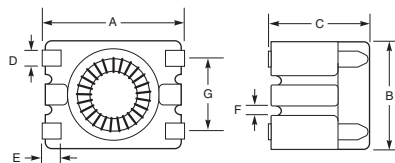


PDLF

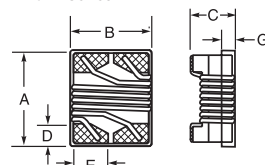


Part number	Lines	Common mode peak impedance (kOhms)	Cutoff frequency (GHz)	Inductance min (μH)	DCR max (mOhms)	Isolation (Vrms)	Current (mA)
PDLF4500LC	4	0.848 @ 200 MHz	0.88	5.0	200	300	500
PDLF3000LC	3	0.901 @ 280 MHz	1.4	5.0	250	300	100
PDLF3500LC	3	0.910 @ 210 MHz	1.1	5.0	200	300	500
PDLF2000LC	2	0.958 @ 280 MHz	1.3	5.0	250	300	100
PDLF2500LC	2	0.929 @ 250 MHz	1.2	5.0	200	300	500

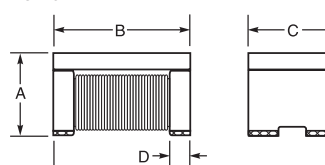
DFT4532



M2022 Series



1812CAN



1210CAN



NEW!

Part number	Inductance ±30% (μH)	DCR max (Ohms)	Isolation (Vrms)	I _{rms} (mA)
1210CAN-223NRC	22	0.60	250	300
1210CAN-513NRC	51	1.35	250	200
1210CAN-104NRC	100	3.70	250	100

1812CAN



Part number	Inductance ±30% (μH)	DCR max (Ohms)	Isolation (Vrms)	I _{rms} (mA)
1812CAN-223NRC	22	0.40	250	400
1812CAN-513NRC	51	0.59	250	300
1812CAN-104NRC	100	1.0	250	260

Dimensions (inches mm)

Series	A max	B max	C max	D ref	E typ	F	G
1812CAN	0.195 4.95	0.125 3.18	0.118 3.0	0.028 0.71			
CJ5100-AL	0.370 9.4	0.236 6.0	0.189 4.8				
CQ7584-AL	0.370 9.4	0.220 5.6	0.189 4.8				
CR7856-AL	0.370 9.4	0.217 5.5	0.193 4.9				
DFT4532	0.123 3.095	0.134 3.4	0.126 3.4	0.016 0.40	0.020 0.50	0.012 0.30	0.087 2.20
DFT7160	0.370 9.4	0.220 5.6	0.193 4.9				
M2022-ALC	0.195 4.95	0.150 3.81	0.135 3.43	0.030 0.76	0.040 1.02		0.070 1.78
M2022-ALPLC	0.195 4.95	0.150 3.81	0.079 2.01	0.030 0.76	0.040 1.02		0.070 1.78
M2022-ASLC	0.231 5.87	0.196 4.98	0.150 3.81	0.030 0.76	0.040 1.02		0.107 2.72
PDLF	0.329 8.35	0.223 5.65	0.146 3.70	0.020 0.50	0.0395 1.00	0.050 1.27	
PTRF	0.329 8.35	0.223 5.65	0.146 3.70	0.020 0.50	0.395 1.00	0.050 1.27	



High-Speed Data Line EMI Chokes

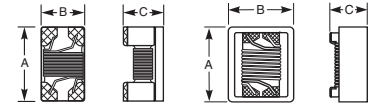
Coilcraft's RA6870, CM1394 and USB Families of high-speed data line common mode chokes effectively reduce common mode noise in high-speed interfaces like USB 2.0, USB 3.1 Gen 1, HDBaseT™, MOST® bus, etc. They maintain excellent signal integrity for high-speed communications with the -3dB differential mode cutoff frequency up to 6.5 GHz. Most provide greater than 30 dB common mode attenuation at 500 MHz and 25 dB in the GHz band.

0603USB

Part number	Common mode impedance (kOhms)	Cutoff frequency (GHz)	Common mode attenuation typ (dB)			Inductance min (nH)	DCR max (Ohms)	Isolation (Vrms)	Irms (mA)
			100 MHz	500 MHz	1GHz				
0603USB-251MLC	>0.10 @ >3.0 GHz	3.8	1.31	3.16	8.45	18	0.077	250	500
0603USB-601MLC	>0.18 @ >3.0 GHz	3.4	3.00	6.88	13.27	37	0.109	250	500
0603USB-951MLC	0.30 @ 2.6 GHz	2.8	4.62	9.75	16.06	63	0.142	250	500
0603USB-142MLC	0.42 @ 1.9 GHz	1.9	6.85	12.80	18.16	98	0.174	250	500
0603USB-222MLC	0.71 @ 2.9 GHz	0.96	9.14	16.53	20.29	150	0.209	250	500

0603USB, 0805USB, 0805USBF, 0805USBN, 1206USB, RA6870

CM1394



0805USB

Part number	Common mode impedance (kOhms)	Cutoff frequency (GHz)	Common mode attenuation typ (dB)			Inductance min (nH)	DCR max (Ohms)	Isolation (Vrms)	Irms (mA)
			10 MHz	100 MHz	500 MHz				
0805USB-421MLC	>0.22 @ >3.0 GHz	3.5	1.1	2.3	8.4	23	0.12	250	500
0805USB-901MLC	>0.29 @ >3.0 GHz	2.5	1.4	4.2	16.9	47	0.17	250	500
0805USB-172MLC	0.64 @ 1.8 GHz	1.8	2.3	6.7	22.0	84	0.25	250	500
0805USB-262MLC	0.82 @ 1.8 GHz	1.5	3.0	8.6	27.8	147	0.26	250	500
0805USB-372MLC	1.06 @ 1.4 GHz	0.82	4.5	11.9	34.3	189	0.32	250	500
0805USB-502MLC	1.42 @ 1.1 GHz	0.70	4.9	14.5	31.3	273	0.37	250	500
0805USB-672MLC	1.75 @ 0.93 GHz	0.46	8.4	16.6	30.0	322	0.45	250	500
0805USB-902MLC	2.06 @ 0.90 GHz	0.47	8.7	18.7	30.5	413	0.65	250	400

Dimensions (inches mm)

Series	A max	B max	C max
0603USB	0.063 1.60	0.033 0.84	0.046 1.17
0805USB	0.084 2.13	0.054 1.37	0.065 1.65
0805USBF	0.084 2.13	0.054 1.37	0.055 1.40
0805USBN	0.087 2.20	0.055 1.40	0.037 0.93
1206USB	0.130 3.30	0.067 1.70	0.076 1.93
CM1394	0.231 5.87	0.196 4.98	0.150 3.81
RA6870	0.084 2.13	0.054 1.37	0.065 1.65

Q200
125°

0805USBF

Part number	Common mode impedance (kOhms)	Cutoff frequency (GHz)	Common mode attenuation typ (dB)			Inductance min (nH)	DCR max (Ohms)	Isolation (Vrms)	Irms (mA)
			10 MHz	100 MHz	500 MHz				
0805USBF-421MRC	>0.14 @ >3.0 GHz	6.6	0.5	4.6	6.9	28	0.11	250	500
0805USBF-901MRC	>0.30 @ >3.0 GHz	5.8	2.1	9.1	11.8	60	0.14	250	500
0805USBF-172MRC	0.52 @ 2.5 GHz	3.3	4.0	12.8	15.7	101	0.22	250	500
0805USBF-262MRC	0.69 @ 2.0 GHz	2.4	5.7	15.4	18.5	165	0.235	250	500
0805USBF-372MRC	0.93 @ 1.8 GHz	1.4	5.8	18.1	22.3	241	0.27	250	500
0805USBF-502MRC	1.22 @ 1.5 GHz	0.93	11.2	21.6	25.2	315	0.32	250	500
0805USBF-672MRC	1.65 @ 1.2 GHz	0.69	11.3	23.3	27.7	434	0.37	250	450
0805USBF-902MRC	1.91 @ 1.0 GHz	0.73	12.6	25.4	30.0	560	0.63	250	350

0805USBN

Part number	Common mode impedance (kOhms)	Cutoff frequency (GHz)	Common mode attenuation typ (dB)			Inductance min (nH)	DCR max (Ohms)	Isolation (Vrms)	Irms (mA)
			10 MHz	100 MHz	500 MHz				
0805USBN-121MRC	0.14 @ 2.6 GHz	6.4	0.04	0.5	5.0	14	0.11	250	500
0805USBN-271MRC	0.30 @ 2.5 GHz	5.1	0.09	1.4	10.0	30	0.14	250	500
0805USBN-481MRC	0.60 @ 3.0 GHz	3.4	0.13	3.5	14.7	53	0.22	250	500
0805USBN-701MRC	0.79 @ 2.0 GHz	3.4	0.18	5.3	17.4	77	0.235	250	500
0805USBN-941MRC	1.28 @ 1.4 GHz	3.5	0.30	7.6	21.1	105	0.27	250	500
0805USBN-132MRC	1.61 @ 1.2 GHz	2.3	0.50	10.0	24.4	140	0.32	250	500
0805USBN-162MRC	2.00 @ 1.0 GHz	1.5	0.78	12.1	27.3	182	0.37	250	450
0805USBN-222MRC	2.47 @ 0.96 GHz	1.7	1.14	14.0	30.0	252	0.63	250	350

1206USB

Part number	Common mode impedance (kOhms)	Cutoff frequency (GHz)	Common mode attenuation typ (dB)			Inductance min (nH)	DCR max (Ohms)	Isolation (Vrms)	Irms (mA)
			10 MHz	100 MHz	500 MHz				
1206USB-371MLC	0.21 @ 3.0 GHz	2.7	1.2	4.8	8.1	31	0.10	250	1000
1206USB-102MLC	0.36 @ 1.9 GHz	2.2	3.8	9.0	13.3	66	0.14	250	850
1206USB-172MLC	0.55 @ 1.5 GHz	2.1	5.0	12.4	18.0	107	0.18	250	700
1206USB-262MLC	0.76 @ 1.1 GHz	2.0	6.1	15.3	21.0	161	0.22	250	600
1206USB-372MLC	1.11 @ 1.1 GHz	1.2	9.1	18.5	24.4	226	0.26	250	600
1206USB-532MLC	1.45 @ 0.93 GHz	0.78	10.9	21.4	26.3	319	0.30	250	600
1206USB-672MLC	1.69 @ 0.93 GHz	0.75	13.9	23.4	28.0	412	0.34	250	500
1206USB-872MLC	1.99 @ 0.72 GHz	0.53	16.3	25.3	29.4	510	0.39	250	500
1206USB-113MLC	2.24 @ 0.66 GHz	0.51	16.9	27.1	30.0	623	0.44	250	500
1206USB-223MLC	3.36 @ 0.34 GHz	0.22	22.4	33.1	32.3	1040	0.085	250	120

CM1394

Part number	Common mode impedance (kOhms)	Cutoff frequency (GHz)	Common mode attenuation typ (dB)			Inductance min (nH)	DCR max (Ohms)	Isolation (Vrms)	Irms (A)
			100 MHz	400 MHz	500 MHz				
CM1394LC	0.813 @ 660 MHz	1.2	11.1	21.1	22.7	220	0.105	50	15

Q200
125°

RA6870

Part number	Common mode impedance (kOhms)	Cutoff frequency (GHz)	Common mode attenuation typ (dB)			Inductance min (nH)	DCR max (Ohms)	Isolation (Vrms)	Irms (mA)
			10 MHz	100 MHz	500 MHz				
RA6870-ALC	1.94 @ 700 MHz	0.59	12.7	26.2	30.8	700	0.69	250	300


Surface Mount Power Line Common Mode EMI Chokes

Coilcraft's low-cost, high-performance surface mount power line common mode chokes come in a variety of sizes and packages. They are designed to eliminate AC line conducted common mode noise across a broad range of frequencies, with up to 1500 Vrms isolation. These common mode chokes can operate for a wide range of current from 0.06 Amps to 15 Amps, providing attenuation where line filtering is needed, such as in switch-mode power supplies.



Cx

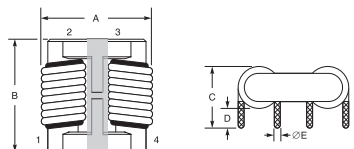
Part number	Common mode peak impedance (kOhms)	Inductance (mH)		I _{rms} (A)	DCR max (mOhms)	Isolation (Vrms)
		nom	min			
CE1755-AL	3.32 @ 5.1 MHz	0.88	0.57	1.2	130	1000
CR7915-AL	3.10 @ 4.9 MHz	1.12	0.73	2.6	49.5	1500
CF3094-AL	7.93 @ 2.5 MHz	1.17	0.76	1.1	200	1000
CM6518-AL	4.17 @ 1.9 MHz	1.40	0.91	2.5	60.0	1500
CJ5094-CL	28.28 @ 0.26 MHz	10.0	6.5	1.2	180	1000
CV9172-AL	70.01 @ 0.21 MHz	22.0	14.3	0.57	850	1000
CF2638L	2.59 @ 4.3 MHz	0.22	0.14	2.9	60.0	1000
CD1479-AL	4.19 @ 3.0 MHz	0.59	0.38	4.2	20.0	1000
CH4659-AL	4.56 @ 2.5 MHz	0.77	0.50	4.7	40.0	1000
CD1480-BL	4.53 @ 2.2 MHz	1.32	0.85	3.5	60.0	1000
CE2439L	9.42 @ 1.1 MHz	1.47	0.96	2.5	80.0	1000
CG3333-AL	2.27 @ 2.9 MHz	0.90	0.59	3.7	50.0	1000
CG3528-AL	6.23 @ 0.72 MHz	3.00	1.95	3.1	42.0	1000
CE1759-AL	4.82 @ 0.99 MHz	0.81	0.52	6.0	14.0	1000
CG3885-AL	3.11 @ 1.8 MHz	0.47	0.30	10.0	8.0	1000
CF2805-AL	3.64 @ 1.9 MHz	0.63	0.40	6.8	14.0	1000



Q200
105°

PDMC Combination Line

Part number	Common mode peak impedance (kOhms)	Inductance ±30% (µH)	DCR max (mOhms)	Leakage inductance max (µH)	Isolation (Vrms)	I _{rms} (A)
PDMC-T124NL	815 @ 1.5 MHz	120	1.45	5.4	2000	20
PDMC-T454NL	3570 @ 1.5 MHz	450	8.2	22.2	2000	8.3



Dimensions (inches mm)

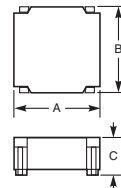
Series	A max	B max	C	D max	E
PDMC-T124NL	1.063 27.0	0.984 12.5	0.630 16.0	0.197 5.0	0.071 1.8
PDMC-T454NL	1.043 26.5	0.984 12.5	0.630 16.0	0.197 5.0	0.035 0.9

SBU9

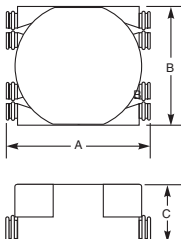


Part number	Common mode peak impedance (kOhms)	Inductance min (mH)	I _{rms} (A)	DCR max (Ohms)	Isolation (Vrms)
SBU9-103R25LD	94.40 @ 230 kHz	10	0.25	2.5	1500
SBU9-2820R5LD	26.31 @ 570 kHz	2.8	0.50	0.70	1500
SBU9-1320R7LD	12.68 @ 900 kHz	1.3	0.70	0.38	1500
SBU9-6011R0LD	6.66 @ 1300 kHz	0.6	1.00	0.20	1500

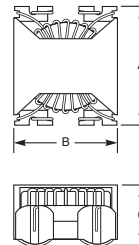
CE1755, CR7915, CF3094



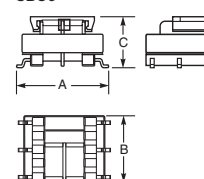
CE1759, CG3885, CF2805



CM6518, CJ5094, CV9172, CF2638L, CD1479, CH4659, CD1480, CE2439L, CG3333, CG3528



SBU9




Dimensions (inches mm)

Series	A max	B max	C max
CE1755	0.512 13.0	0.512 13.0	0.215 5.46
CR7915	0.512 13.0	0.512 13.0	0.220 5.6
CF3094	0.512 13.0	0.512 13.0	0.215 5.46
CM6518	0.645 16.38	0.560 14.22	0.350 8.90
CJ5094	0.645 16.38	0.560 14.22	0.350 8.90
CV9172	0.645 16.38	0.560 14.22	0.350 8.90
CF2638L	0.770 19.56	0.670 17.02	0.390 9.91
CD1479	0.770 19.56	0.670 17.02	0.390 9.91
CH4659	0.770 19.56	0.670 17.02	0.390 9.91
CD1480	0.770 19.56	0.670 17.02	0.390 9.91
CE2439L	0.770 19.56	0.670 17.02	0.390 9.91
CG3333	0.770 19.56	0.670 17.02	0.390 9.91
CG3528	0.770 19.56	0.670 17.02	0.390 9.91
CE1759	1.02 26.0	1.22 31.0	0.512 13.0
CG3885	1.02 26.0	1.22 31.0	0.50 12.7
CF2805	1.02 26.0	1.22 31.0	0.50 12.7
SBU9	0.717 18.2	0.492 12.5	0.362 9.2

Through-Hole Power Line Common Mode EMI Chokes

Coilcraft's low-cost through-hole **BU** Series high efficiency choke coils are designed to eliminate line conducted common mode noise across a broad range of frequencies. The **BU9S** and **BU9HS** are ideal for signal line applications; the other BUs can be used in switching power supplies and power supply circuits. For low profile applications, the **BU9** and **BU9S** filters are available in a horizontal configuration that reduces their height to under half an inch (12.5 mm).



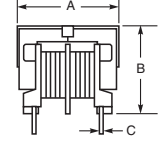
BU, BU9x

Part number	Common mode peak impedance (kOhms)	Inductance min (mH)	DCR (Ohms)	Isolation (Vrms)	Irms (A)
BU9S-153R15BL	121.5 @ 4300 kHz	15.0	5.0	1000	0.15
BU9S-7020R3BL	59.81 @ 3700 kHz	7.0	2.5	1000	0.30
BU9HS-153R15BL	121.5 @ 4300 kHz	15.0	5.0	1000	0.15
BU9HS-7020R3BL	59.81 @ 3700 kHz	7.0	2.5	1000	0.30
BU9-103R25BL	123.5 @ 250 kHz	10.0	3.5	1000	0.25
BU9-2820R5BL	25.12 @ 660 kHz	2.8	1.0	1000	0.50
BU9-1320R7BL	17.48 @ 980 kHz	1.3	0.5	1000	0.70
BU9-6011R0BL	5.43 @ 2100 kHz	0.6	0.2	1000	1.00
BU9-2011R6BL	4.39 @ 2900 kHz	0.2	0.1	1000	1.60
BU9H-103R25BL	123.5 @ 250 kHz	10.0	3.5	1000	0.25
BU9H-2820R5BL	25.12 @ 660 kHz	2.8	1.0	1000	0.50
BU9H-1320R7BL	17.48 @ 980 kHz	1.3	0.5	1000	0.70
BU9H-6011R0BL	5.43 @ 2100 kHz	0.6	0.2	1000	1.00
BU9H-2011R6BL	4.39 @ 2900 kHz	0.2	0.1	1000	1.60

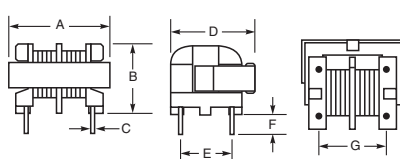
BUxx

Part number	Common mode peak impedance (kOhms)	Inductance min (mH)	DCR (Ohms)	Isolation (Vrms)	Irms (A)
BU10-1811R2BL	5.13 @ 1100 MHz	0.18	0.20	1000	1.20
BU10-1311R6BL	3.60 @ 1200 MHz	0.13	0.12	1000	1.60
BU10-1012R2BL	1.88 @ 1500 MHz	0.10	0.08	1000	2.20
BU10-6003R0BL	1.15 @ 2100 MHz	0.06	0.04	1000	3.00
BU15-4530R4BL	398.7 @ 130 kHz	45.0	3.0	1000	0.40
BU15-1430R7BL	70.62 @ 260 kHz	14.0	1.0	1000	0.70
BU15-7521R0BL	43.05 @ 340 kHz	7.5	0.6	1000	1.00
BU15-4421R3BL	41.14 @ 510 kHz	4.4	0.3	1000	1.30
BU15-2721R6BL	32.22 @ 620 kHz	2.7	0.2	1000	1.60
BU16-4530R5BL	269.6 @ 130 kHz	45.0	2.3	1000	0.50
BU16-2530R7BL	208.3 @ 190 kHz	25.0	1.3	1000	0.70
BU16-1031R0BL	57.14 @ 310 kHz	10.0	0.5	1000	1.00
BU16-4021R5BL	26.26 @ 470 kHz	4.0	0.3	1000	1.50
BU16-2022R0BL	14.41 @ 740 kHz	2.0	0.2	1000	2.00

BU9, BU9S, BU10, BU15, BU16



BU9H, BU9HS




Dimensions (inches mm)

Series	A max	B max	C	D max	E	F	G
BU9, BU9S	0.69 17.5	0.67 17.0	0.024 0.6	0.43 11.0	0.276 ±0.02 7.0 ±0.5	0.157 ±0.04 4.0 ±1.0	0.31 ±0.02 8.0 ±0.5
BU9H, BU9HS	0.69 17.5	0.49 12.5	0.024 0.6	0.61 15.5	0.276 ±0.02 7.0 ±0.5	0.157 ±0.04 4.0 ±1.0	0.31 ±0.02 8.0 ±0.5
BU10	0.75 19.0	0.89 22.5	0.028 0.7	0.67 17.0	0.394 ±0.02 10.0 ±0.5	0.177 ±0.04 4.5 ±1.0	0.51 ±0.02 13.0 ±0.5
BU15	0.91 23.0	1.08 27.5	0.028 0.7	0.75 19.0	0.40 ±0.02 10.0 ±0.5	0.177 ±0.04 4.5 ±1.0	0.51 ±0.02 13.0 ±0.5
BU16	0.91 23.0	1.08 27.5	0.028 0.7	0.75 19.0	0.394 ±0.02 10.0 ±0.5	0.177 ±0.04 4.5 ±1.0	0.51 ±0.02 13.0 ±0.5

CMT Common Mode EMI Chokes

Coilcraft's CMT toroid style common mode chokes are designed to provide the highest common mode impedance over the widest frequency range. These parts are ideal for any application requiring a high DC current bias and are well suited for use in switch-mode power supplies. These common mode chokes are most effective in filtering supply and return conductors with in-phase signals of equal amplitude. Differential mode inductors are available for filtering out-of-phase or uneven amplitude signals.



CMT-1

Part number	Common mode peak impedance (kOhms)	Inductance min (mH)	DCR max (Ohms)	Leakage inductance max (µH)	Isolation (Vrms)	Irms (A)
CMT1-5.0-1L	36.28 @ 100 MHz	5.0	0.207	80	1250	1
CMT1-8.0-1L	27.98 @ 100 MHz	8.0	0.270	125	1250	1
CMT1-15.0-1L	35.27 @ 51 MHz	15	0.430	233	1250	1
CMT1-25-2L	50.80 @ 59 MHz	2.5	0.090	42	1250	2
CMT1-40-2L	17.53 @ 100 MHz	4.0	0.095	70	1250	2
CMT1-7.5-2L	2.29 @ 1.6 MHz	7.5	0.108	74	1250	2
CMT1-13-4L	31.76 @ 48 MHz	1.3	0.029	20	1250	4
CMT1-21-4L	13.05 @ 100 MHz	2.1	0.040	36	1250	4
CMT1-3.7-4L	47.42 @ 46 MHz	3.7	0.036	40	1250	4
CMT1-10-6L	12.64 @ 0.63 MHz	1.0	0.022	19	1250	6
CMT1-1.7-6L	43.05 @ 100 MHz	1.7	0.032	34	1250	6
CMT1-3.0-6L	160.40 @ 0.16 MHz	3.0	0.027	35	1250	6
CMT1-6-9L	22.06 @ 0.49 MHz	0.6	0.012	11	1250	9
CMT1-11-9L	28.44 @ 0.92 MHz	1.1	0.013	12	1250	9
CMT1-19-9L	9.53 @ 12 MHz	1.9	0.017	20	1250	9
CMT1-5-12L	9.53 @ 12 MHz	0.5	0.008	9.0	1250	12
CMT1-8-12L	8.27 @ 12 MHz	0.8	0.008	9.0	1250	12
CMT1-1.4-12L	46.14 @ 0.38 MHz	1.4	0.011	16	1250	12
CMT1-3-15L	35.27 @ 100 MHz	0.3	0.005	6.0	1250	15
CMT1-6-15L	17.74 @ 0.27 MHz	0.6	0.006	6.5	1250	15
CMT1-1.1-15L	81.12 @ 0.25 MHz	1.1	0.008	13.7	1250	15

CMT-3

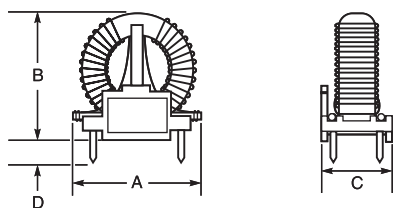
Part number	Common mode peak impedance (kOhms)	Inductance min (mH)	DCR max (Ohms)	Leakage inductance max (µH)	Isolation (Vrms)	Irms (A)
CMT3-32-1L	215.01 @ 0.18 MHz	32	0.650	485	1250	1
CMT3-56-1L	149.83 @ 0.12 MHz	56	0.900	780	1250	1
CMT3-16-2L	215.13 @ 0.12 MHz	16	0.240	210	1250	2
CMT3-28-2L	22.33 @ 100 MHz	28	0.330	410	1250	2
CMT3-8-4L	29.82 @ 0.1 MHz	8.0	0.061	57.5	1250	4
CMT3-14-4L	28.53 @ 0.46 MHz	14	0.120	180	1250	4
CMT3-6.6-6L	41.91 @ 0.1 MHz	6.6	0.048	49	1250	6
CMT3-11.5-6L	13.83 @ 0.43 MHz	11.5	0.088	140	1250	6
CMT3-4-9L	14.47 @ 100 MHz	4.0	0.026	37	1250	9
CMT3-7-9L	26.76 @ 0.38 MHz	7.0	0.045	104	1250	9
CMT3-3-12L	25.59 @ 0.95 MHz	3.0	0.022	40	1250	12
CMT3-5.2-12L	20.13 @ 0.32 MHz	5.2	0.025	47	1250	12
CMT3-2.5-15L	79.68 @ 0.16 MHz	2.5	0.019	42	1250	15
CMT3-4.4-15L	19.83 @ 0.27 MHz	4.4	0.017	48	1250	15
CMT4-72-1L	19.27 @ 0.18 MHz	72	1.15	1400	1250	1
CMT4-125-1L	157.53 @ 0.18 MHz	125	1.15	1400	1250	1
CMT4-36-2L	30.29 @ 0.1 MHz	36	0.415	680	1250	2
CMT4-62-2L	26.48 @ 0.12 MHz	62	0.415	750	1250	2
CMT4-19-4L	186.61 @ 0.12 MHz	19	0.15	350	1250	4
CMT4-32-4L	39.44 @ 0.12 MHz	32	0.158	370	1250	4
CMT4-15-6L	247.34 @ 0.17 MHz	15	0.114	275	1250	6
CMT4-26-6L	91.87 @ 0.16 MHz	26	0.115	320	1250	6
CMT4-10-9L	28.15 @ 0.1 MHz	10	0.057	190	1250	9
CMT4-17-9L	433.33 @ 0.11 MHz	17	0.062	220	1250	9
CMT4-7.5-12L	56.92 @ 0.34 MHz	7.5	0.042	140	1250	12
CMT4-13-12L	25.54 @ 0.98 MHz	13	0.043	155	1250	12
CMT4-6-15L	80.52 @ 0.31 MHz	6.0	0.03	111	1250	15
CMT4-10-15L	66.10 @ 0.1 MHz	10	0.029	122	1250	15

CMT-2

Part number	Common mode peak impedance (kOhms)	Inductance min (mH)	DCR max (Ohms)	Leakage inductance max (µH)	Isolation (Vrms)	Irms (A)
CMT2-7.5-1L	4.25 @ 11 MHz	7.5	0.270	90	1250	1
CMT2-13-1L	26.46 @ 110 MHz	13	0.415	190	1250	1
CMT2-3.8-2L	2.15 @ 1.5 MHz	3.8	0.106	48	1250	2
CMT2-6.5-2L	33.27 @ 35 MHz	6.5	0.145	98	1250	2
CMT2-19-4L	2.98 @ 12 MHz	1.9	0.038	26	1250	4
CMT2-3.3-4L	27.29 @ 100 MHz	3.3	0.055	45	1250	4
CMT2-15-6L	35.92 @ 39 MHz	1.5	0.029	21	1250	6
CMT2-2.6-6L	16.92 @ 11 MHz	2.6	0.040	41	1250	6
CMT2-9-9L	161.50 @ 0.27 MHz	0.9	0.014	17	1250	9
CMT2-15-9L	27.13 @ 20 MHz	1.5	0.013	15	1250	9
CMT2-7-12L	29.70 @ 0.61 MHz	0.7	0.011	14	1250	12
CMT2-1.2-12L	32.73 @ 0.78 MHz	1.2	0.011	14	1250	12
CMT2-5-15L	56.35 @ 0.41 MHz	0.5	0.007	8.7	1250	15
CMT2-8-15L	110.44 @ 13 MHz	0.8	0.007	10	1250	15

CMT-4

Part number	Common mode peak impedance (kOhms)	Inductance min (mH)	DCR max (Ohms)	Leakage inductance max (µH)	Isolation (Vrms)	Irms (A)
CMT4-72-1L	19.27 @ 0.18 MHz	72	1.15	1400	1250	1
CMT4-125-1L	157.53 @ 0.18 MHz	125	1.15	1400	1250	1
CMT4-36-2L	30.29 @ 0.1 MHz	36	0.415	680	1250	2
CMT4-62-2L	26.48 @ 0.12 MHz	62	0.415	750	1250	2
CMT4-19-4L	186.61 @ 0.12 MHz	19	0.15	350	1250	4
CMT4-32-4L	39.44 @ 0.12 MHz	32	0.158	370	1250	4
CMT4-15-6L	247.34 @ 0.17 MHz	15	0.114	275	1250	6
CMT4-26-6L	91.87 @ 0.16 MHz	26	0.115	320	1250	6
CMT4-10-9L	28.15 @ 0.1 MHz	10	0.057	190	1250	9
CMT4-17-9L	433.33 @ 0.11 MHz	17	0.062	220	1250	9
CMT4-7.5-12L	56.92 @ 0.34 MHz	7.5	0.042	140	1250	12
CMT4-13-12L	25.54 @ 0.98 MHz	13	0.043	155	1250	12
CMT4-6-15L	80.52 @ 0.31 MHz	6.0	0.03	111	1250	15
CMT4-10-15L	66.10 @ 0.1 MHz	10	0.029	122	1250	15



Dimensions (inches mm)

Series	A max	B max	C max	D ref
CMT1-5.0-1L	1210, 30,7	1100, 27,9	0,625, 15,9	0,150 3,81
CMT1-8.0-1L	1210, 30,7	1100, 27,9	0,625, 15,9	0,150 3,81
CMT1-15.0-1L	1300, 33,0	1155, 29,4	0,625, 15,9	0,150 3,81
CMT1-2.5-2L	1210, 30,7	1100, 27,9	0,625, 15,9	0,150 3,81
CMT1-4.0-2L	1210, 30,7	1050, 26,7	0,625, 15,9	0,150 3,81
CMT1-7.5-2L	1300, 33,0	1155, 29,4	0,625, 15,9	0,150 3,81
CMT1-1.3-4L	1210, 30,7	1100, 27,9	0,625, 15,9	0,150 3,81
CMT1-2.1-4L	1210, 30,7	1100, 27,9	0,625, 15,9	0,150 3,81
CMT1-3.7-4L	1300, 33,0	1125, 28,6	0,625, 15,9	0,150 3,81
CMT1-1.0-6L	1210, 30,7	1100, 27,9	0,625, 15,9	0,150 3,81
CMT1-1.7-6L	1300, 33,0	1155, 29,4	0,625, 15,9	0,150 3,81
CMT1-3.0-6L	1210, 30,7	1200, 30,5	0,625, 15,9	0,150 3,81
CMT1-6-9L	1210, 30,7	1200, 30,5	0,625, 15,9	0,150 3,81
CMT1-11-9L	1210, 30,7	1300, 33,0	0,625, 15,9	0,150 3,81
CMT1-1.9-9L	1400, 35,6	1300, 33,0	0,625, 15,9	0,150 3,81
CMT1-5-12L	1210, 30,7	1200, 30,5	0,650, 16,5	0,150 3,81
CMT1-8-12L	1210, 30,7	1200, 30,5	0,650, 16,5	0,150 3,81
CMT1-1.4-12L	1210, 30,7	1300, 33,0	0,650, 16,5	0,150 3,81
CMT1-3-15L	1210, 30,7	1300, 33,0	0,625, 15,9	0,150 3,81
CMT1-6-15L	1210, 30,7	1250, 31,8	0,650, 16,5	0,150 3,81
CMT1-11-15L	1210, 30,7	1250, 31,8	0,700, 17,8	0,150 3,81

Dimensions (inches mm)

Series	A max	B max	C max	D ref
CMT3-32-1L	1650, 41,9	1400, 35,6	0,925, 23,5	0,150 3,81
CMT3-56-1L	1650, 41,9	1650, 41,9	0,925, 23,5	0,150 3,81
CMT3-16-2L	1650, 41,9	1400, 35,6	0,925, 23,5	0,150 3,81
CMT3-28-2L	1650, 41,9	1650, 41,9	0,925, 23,5	0,150 3,81
CMT3-8-4L	1650, 41,9	1350, 34,3	0,925, 23,5	0,150 3,81
CMT3-14-4L	1650, 41,9	1700, 43,2	0,950, 24,1	0,150 3,81
CMT3-6.6-6L	1600, 40,6	1400, 35,6	0,925, 23,5	0,150 3,81
CMT3-11.5-6L	1650, 41,9	1700, 43,2	0,925, 23,5	0,150 3,81
CMT3-4-9L	1450, 36,8	1400, 35,6	0,925, 23,5	0,150 3,81
CMT3-7-9L	1760, 44,7	1760, 44,7	0,975, 24,8	0,150 3,81
CMT3-3-12L	1700, 43,2	1700, 43,2	0,950, 24,1	0,150 3,81
CMT3-5.2-12L	1700, 43,2	1700, 43,2	1,000, 25,4	0,150 3,81
CMT3-2.5-15L	1750, 44,5	1750, 44,5	1,000, 25,4	0,150 3,81
CMT3-4.4-15L	1700, 43,2	1700, 43,2	1,000, 25,4	0,150 3,81

Dimensions (inches mm)

Series	A max	B max	C max	D ref
CMT2-7.5-1L	1310, 33,3	1100, 27,9	0,825, 21,0	0,150 3,81
CMT2-13-1L	1310, 33,3	1300, 33,0	0,825, 21,0	0,150 3,81
CMT2-3.8-2L	1310, 33,3	1100, 27,9	0,825, 21,0	0,150 3,81
CMT2-6.5-2L	1310, 33,3	1300, 33,0	0,825, 21,0	0,150 3,81
CMT2-1.9-4L	1310, 33,3	1100, 27,9	0,825, 21,0	0,150 3,81
CMT2-3.3-4L	1310, 33,3	1300, 33,0	0,825, 21,0	0,150 3,81
CMT2-1.5-6L	1310, 33,3	1100, 27,9	0,825, 21,0	0,150 3,81
CMT2-2.6-6L	1400, 35,6	1400, 35,6	0,900, 22,9	0,150 3,81
CMT2-9-9L	1310, 33,3	1200, 30,5	0,825, 21,0	0,150 3,81
CMT2-1.5-9L	1250, 31,8	1250, 31,8	0,825, 21,0	0,150 3,81
CMT2-7-12L	1250, 31,8	1200, 30,5	0,825, 21,0	0,150 3,81
CMT2-1.2-12L	1250, 31,8	1200, 30,5	0,825, 21,0	0,150 3,81
CMT2-5-15L	1300, 33,0	1300, 33,0	0,825, 21,0	0,150 3,81
CMT2-8-15L	1250, 31,8	1200, 30,5	0,825, 21,0	0,150 3,81

Dimensions (inches mm)

Series	A max	B max	C max	D ref
CMT4-72-1L	2100, 53,3	2100, 53,3	1,130, 28,7	0,150 3,81
CMT4-125-1L	2150, 54,6	2200, 55,9	1,130, 28,7	0,150 3,81
CMT4-36-2L	2150, 54,6	2215, 56,3	1,130, 28,7	0,150 3,81
CMT4-62-2L	2150, 54,6	2200, 55,9	1,130, 28,7	0,150 3,81
CMT4-19-4L	2180, 55,4	2200, 55,9	1,130, 28,7	0,150 3,81
CMT4-32-4L	2180, 55,4	2200, 55,9	1,130, 28,7	0,150 3,81
CMT4-15-6L	2180, 55,4	2200, 55,9	1,130, 28,7	0,150 3,81
CMT4-26-6L	2180, 55,4	2225, 56,5	1,130, 28,7	0,150 3,81
CMT4-10-9L	2180, 55,4	2200, 55,9	1,130, 28,7	0,150 3,81
CMT4-17-9L	2250, 57,2	2280, 57,9	1,150, 29,2	0,150 3,81
CMT4-7.5-12L	2250, 57,2	2200, 55,9	1,130, 28,7	0,150 3,81
CMT4-13-12L	2300, 58,4	2250, 57,2	1,130, 28,7	0,150 3,81
CMT4-6-15L	2250, 57,2	2250, 57,2	1,150, 29,2	0,150 3,81
CMT4-10-15L	2300, 58,4	2280, 57,9	1,130, 28,7	0,150 3,81

Wirewound Ferrite Beads

Wirewound ferrite beads cancel EMI for high frequency electronic noise suppression. Off-the-shelf beads prevent interference in power supplies and data lines as industrial and automotive grade noise filters for USB, CAN bus, PoC, ADAS, xEV, and Class-D audio amplifiers. These chokes will help to meet electromagnetic compatibility (EMC) standards such as FCC Title 47 CFR Part 15 and CISPR.

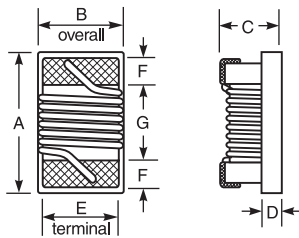
0200
125

0805PB Ferrite

NEW!

Part number	Inductance (µH)	Impedance		SRF typ (MHz)	DCR max (mOhms)	I _{rms} (mA)
		900 MHz	1.7 GHz			
0805PB-250XMRC	0.1	75	120	3200	12.2	4400
0805PB-101XMRC	0.4	250	400	1800	19	3200
0805PB-221XMRC	0.9	700	1000	1100	30.5	3000
0805PB-331XMRC	1.2	1100	1350	950	37.8	2400
0805PB-601XMRC	2.3	1700	1700	680	62.2	1900
0805PB-102XMRC	3.6	2700	1500	480	139.1	1400

0805PB, 0805RB



Dimensions (inches mm)

Series	A max	B max	C max	D ref	E	F	G
0805PB	0.086 2.18	0.054 1.37	0.047 1.20	0.006 0.15	0.050 1.27	0.018 0.46	0.096 2.44
0805RB	0.090 2.29	0.068 1.73	0.606 1.52	0.020 0.51	0.050 1.27	0.014 0.36	0.054 1.37

0805RB Ferrite

NEW!

Part number	Inductance (µH)	Impedance typ		SRF typ (MHz)	DCR max (mOhms)	I _{rms} (mA)
		900 MHz	1.7 GHz			
0805RB-121XMRC	0.19 @ 7.9 MHz	2900	1000	1000	130	1200
0805RB-151XMRC	0.24 @ 7.9 MHz	4200	1060	970	150	1100
0805RB-221XMRC	0.33 @ 7.9 MHz	2360	660	650	180	1000
0805RB-331XMRC	0.53 @ 7.9 MHz	3300	920	650	235	900
0805RB-421XMRC	0.66 @ 7.9 MHz	2100	760	550	245	850
0805RB-471XMRC	0.75 @ 7.9 MHz	2000	760	530	295	800
0805RB-601XMRC	0.95 @ 7.9 MHz	2125	840	500	385	700
0805RB-751XMRC	1.20 @ 7.9 MHz	1900	770	440	405	650
0805RB-102XMRC	1.60 @ 7.9 MHz	1700	710	375	810	450
0805RB-152XMRC	2.35 @ 7.9 MHz	1600	960	310	1160	425
0805RB-222XMRC	2.60 @ 7.9 MHz	1000	900	150	1200	350
0805RB-272XMRC	2.87 @ 7.9 MHz	475	830	100	1320	325

The Ultimate Kit for Antenna Matching

Why do so many users love our 0402DC Series Ceramic Chip Inductor Designer's Kit? To start, the 0402DC Series provides the industry's highest Q factors in its size to achieve super low loss in high frequency circuits.

The 0402DC is also offered in 112 inductance values from 0.8 to 120 nH - including 0.1 nH increments between 2.8 and 10 nH!

And, with 20 samples of every value, the C472-2 Kit is the perfect resource when you're designing impedance matching circuits for antennas in both lowband (700 - 960 MHz) and highband (1710 - 2700 MHz) applications.

Other features of the 0402DC include:

- Wirewound construction for extremely high SRF - up to 16 GHz
- DCR as low as 25 mOhm, significantly lower than other 0402-sized chip inductors

Order your C472-2 Designer's Kit directly on coilcraft.com!





Designer's Kits

To simplify your prototyping, we offer low cost Designer's Kits for many of our products. Each has an assortment of standard values along with detailed product specifications. We even offer free refills for the parts you use most often. To purchase, call **800-322-2645** or order your kits on-line at www.coilcraft.com/en-us/kits/.



QUANTITY DISCOUNTS

- 10% off** any combination of 3 or more
- 20% off** any combination of 5 or more
- 30% off** any combination of 7 or more



Power Kits

Series	KitNo.
0603PS	C346
0805PS	C348
1008PS	C341
1010VS/1212VS/2014VS	C456
1812PS	C343
DC1012	P410
DO1605T	C353
DO1606T	C338
DO1608C	C377
DO1813H	C331
DO3308P	C309
DO3314	C358
DO3316H	C326
DO3316P	C378
DO3316T	C396
DO3340P	C310
DO5010H	C355
DO5022P	C311
DS1608B	C334
EPL2010	C412
EPL2014	C413
EPL3010	C431
EPL3012	C437
EPL3015	C405
LPD/MSD	C463
LPD5030V/LPD8035V	C481
LPO2506In-Board	C332
LPO2506On-board	C333
LPO3010	C388
LPO3310	C375
LPO4812	C357
LPO4815	C376
LPO6013	C352
LPO6610	C367
LPS3030	C485
LPS30xx	C392
LPS3314	C330
LPS4010	C514
LPS4040	C494
LPS40xx Low Inductance	C401
LPS4414	C340
LPS5010	C407
LPS5015	C350
LPS5030	C420
LPS5050	C493
LPS6225	C349
LPS6235	C345
LPSxx High Inductance	C402
ME3215	C408
ME3220	C386
MLC12xx/MLC15xx	C387
MOS6020	C359

MSD1278	C400
MSS1038	C391
MSS1048	C409
MSS1210H	C498
MSS1246	C410
MSS1246H	C510
MSS1246T	C417
MSS1260	C360
MSS1260H	C511
MSS1260T	C418
MSS1278	C380
MSD1278H	C512
MSS1278T	C419
MSS1812T	C499
MSS4020	C381
MSS5121	C411
MSS5131H	C362
MSS6122	C363
MSS6132	C364
MSS7341	C385
PCV-0/PCV-2	P405
PFL1005	C484
PFL1609/PFL2010	C433
PFL2510/PFL2512	C444
PFL4514/PFL4517	C451
SER1052	C421
SER1360	C365
SER1400	C427
SER1590	C366
SER2000	C374
SLC/SLR	C467
SLC7530	C379
XAL1010/XAL1060	C435
XAL40xx	C429
XAL50xx	C445
XAL60xx	C442
XAL7020	C452
XAL7030	C441
XAL7070	C443
XEL35xx	C465
XEL40xx	C464
XEL50xx	C480
XEL60xx	C466
XFL2005	C479
XFL2006	C478
XFL2010	C513
XFL3010/XFL3012	C440
XFL4012/XFL4015	C455
XFL4020	C436
XFL/XGL Essentials	C509
XGL1010	C516
XGL1060	C497
XGL1313	C518
XGL3512	C502
XGL3515	C503
XGL3520	C490

XGL3530	C489
XGL4012	C517
XGL4015	C505
XGL4018	C508
XGL4020	C483
XGL4025	C506
XGL4030	C486
XGL4040	C507
XGL5020	C495
XGL5030	C492
XGL5050	C500
XGL6030	C496
XGL6060	C491

RF Kits

Series	Tolerance	KitNo.
0201AF	10%	C471
"Slot Ten" 10mm		M100
"Unicoil" 5mm		M305
"Unicoil" 7 and 10mm		M302
016008C	5%	C488
0201CT	10%	C519
0201DS	5%	C425
0201HL	5%	C475
026011C	5%	C473
026011F	5%	C474
0302CS	5%	C370
0402AF	5%	C397
0402CS	5%	C328
0402CS	2%	C328-2
0402CT	5%	C482
0402CT	2%	C482-2
0402DC	2%	C472-2
0402DF	5%	C462
0402HL	5%	C453
0402HP	5%	C403
0402HP	2%	C403-2
0402PA	5%	C373
0403HQ	5%	C371
0603AF	5%	C439
0603CS	5%	C324
0603CS	2%	C324-2
0603CT	5%	C423
0603CT	2%	C423-2
0603DC	5%	C487
0603DC	2%	C487-2
0603HC	5%	C339
0603HL	5%	C449
0603HP	5%	C406
0603HP	2%	C406-2
0603LS	5%	C347
0604HQ	5%	C351
0805AF	5%	C450
0805CS	5%	C303

0805CS	2%	C303-2
0805HP	5%	C477
0805HP	2%	C477-2
0805HQ	5%	C325
0805HT	5%	C321
0805LS	5%	C354
0806SQ/0807SQ/0908SQ	5%	C424
0806SQ/0807SQ/0908SQ	2%	C424-2
0906/1606 Micro Spring™	5%	C308
0906/1606 Micro Spring™	2%	C308-2
1008AF	5%	C414
1008CS	5%	C300
1008CS	2%	C300-2
1008HQ	5%	C323
1008HQ	2%	C323-2
1008HT	5%	C322
1008LS	5%	C336
1111SQ	5%	C457
1206CS	5%	C320
132.148		M304
132SM Maxi Spring™	5%	C319
1508/2508 Low Profile Mini Spring™	5%	C394
1508/2508 Low Profile Mini Spring™	2%	C394-2
1512SP/2712SP	5%	C501
1512SP/2712SP	2%	C501-2
1515SQ/2222SQ/2929SQ	5%	C438
1515SQ/2222SQ/2929SQ	2%	C438-2
1812CS	5%	C337
1812LS	5%	C314
1812SMS Midi Spring*	5%	C318
1812SMS Midi Spring*	2%	C318-2
4308RV		C383
5315TC		C369
AOxT/BxxT Mini Spring™	5%	C302
AOxT/BxxT Mini Spring™	2%	C302-2
GA309x	5%	C459
HA403x	5%	C458

026011F Ferrite Beads	5%	C474
0402AF Ferrite Beads	5%	C397
0402DF Ferrite Beads	5%	C462
0603AF Ferrite Beads	5%	C439
0603LS Ferrite Beads	5%	C347
0603US/0805US/Bx/1206USB USB 3.x/2.0 Common Mode Chokes		C470
0805AF Ferrite Beads	5%	C450
0805LS Ferrite Beads	5%	C354
1008AF Ferrite Beads	5%	C414
1008LS Ferrite Beads	5%	C336
1812LS Ferrite Beads	5%	C314
CCDLF/CDF/PDLF/DLF Data Line Common Mode Filters		D303
E349x/F55xx/G6252P32xx Power Line Common Mode Chokes		P402

Transformer Kits

Series	Description	KitNo.
CST Current Sensors, SMT		C389
D18xx/CS1x/CS4x/CS60P403 PL140 Planar Transformers		C390
PL160/PL300 Planar Transformers		C460
Planar Transformer Prototyping Kit Design full/half bridge (140 W), push/pull converter (100 W), forward converter (50 W), flyback (25 W)		C356
POE13F/POE60F PoE Transformers		C372
POE13P/POE30P/POE70P PoEP Transformers		C395
POE300F Transformers		C398
POE60C/POD603D Miniature PoE Transformers		C382
PWB Wideband RF Transformers		C404
SD250 Base/Gate Driver Transformers		P404
WBC Wideband RF Transformers		C393

EMI Kits

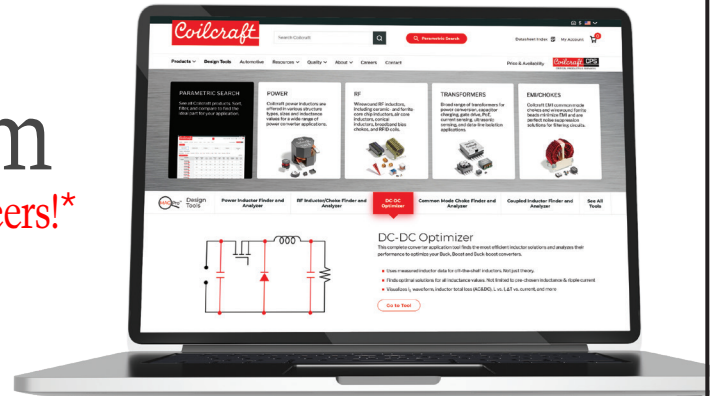
Series	Description	KitNo.
0201AF Ferrite Beads	10%	C471



Coilcraft®

www.coilcraft.com

The Inductor Website Preferred by Engineers!*



- Powerful **MAGPro™** design tools reduce design time
- Intuitive site navigation and easy order entry process
- Expanded resources, educational materials and models
- Responsive technical support and customer service

Come visit and see for yourself!

* Preferred Inductor Website:
(Source: 2022 Electronic Design Magazine Brand Study)

Sales Headquarters

North America info@coilcraft.com
847-639-6400

Europe sales@coilcraft-europe.com
+44-1236-730595

Hong Kong ellaleung@coilcraft-hk.com
+852-2385-5783

India india_sales@coilcraft.com
+91-44 4230 7308 / +91-44 4230 7306

Japan mshibuya@coilcraft.co.jp
+81-427-20-5404

Malaysia stephen_lim@coilcraft.com.sg
+60-4 6586144

PRC sales@coilcraft.com.cn
+86-021-6218 8074

Singapore tktan@coilcraft.com.sg
+65-6484 8448

Taiwan winson@coilcraft.com.tw
+886-2-2264 3646